



US00D490256S

(12) **United States Design Patent** (10) **Patent No.:** **US D490,256 S**
Li (45) **Date of Patent:** **** May 25, 2004**

(54) **ARM**

(75) Inventor: **Jun Li**, Summerfield, NC (US)

(73) Assignee: **Hanamint Corporation, Inc.**,
Greensboro, NC (US)

(**) Term: **14 Years**

(21) Appl. No.: **29/175,992**

(22) Filed: **Feb. 14, 2003**

(51) **LOC (7) Cl.** **06-06**

(52) **U.S. Cl.** **D6/501**

(58) **Field of Search** D6/334, 335, 376,
D6/379, 380, 500, 501, 502; 297/411.2,
411.28

(56) **References Cited**

U.S. PATENT DOCUMENTS

D355,781 S	*	2/1995	Saiger	D6/376
D434,921 S	*	12/2000	Tseng	D6/376
D454,712 S	*	3/2002	Tseng	D6/376
D454,713 S	*	3/2002	Tseng	D6/376

OTHER PUBLICATIONS

1116 Arm Chair, 2116 Bar Stool and 1216 Bench, Estate Collection brochure, Hanamint Corporation, Inc., pp. 24–25, 2002.

1107 Arm Chair, 1207 Bench, 2107 Bar Stool, 2307 and Chaise Lounge, Newport Collection brochure, Hanamint Corporation, Inc., pp. 26–27, 2002.

1592 Arm Chair, 2492 Swivel Rocker, 2592 Swivel Bar Stool, 1992 Double Glider and 2392 Chaise Lounge, Greenbrier Collection brochure, Hanamint Corporation, Inc., pp. 32–33, 2002.

* cited by examiner

Primary Examiner—Gary D. Watson

(74) *Attorney, Agent, or Firm*—Womble Carlyle Sandridge & Rice, PLLC

(57) **CLAIM**

The ornamental design for an arm, as shown and described.

DESCRIPTION

FIG. 1 is a left front perspective view of an arm showing my new design;

FIG. 2 is a right front perspective view, thereof;

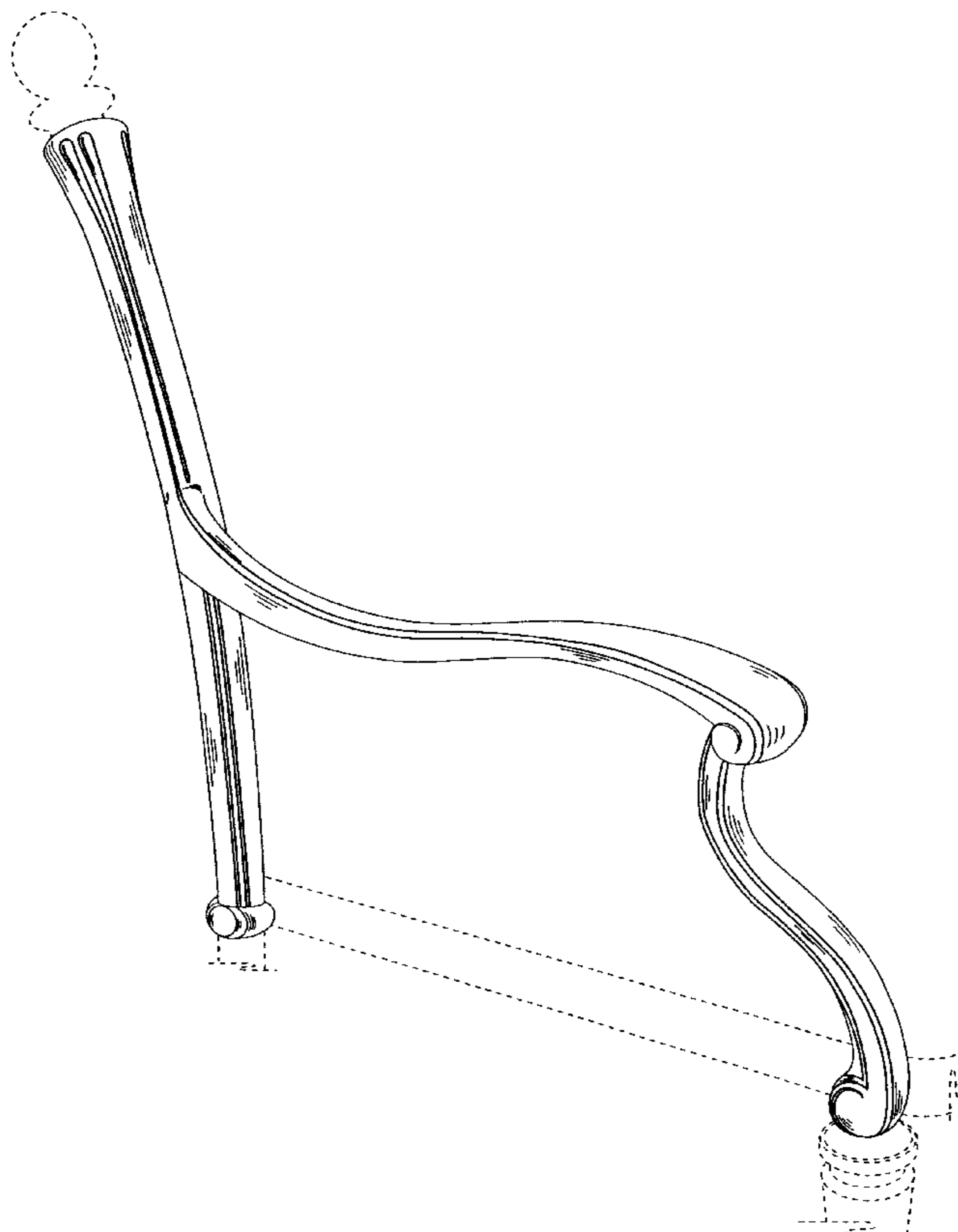
FIG. 3 is a left side elevational view

FIG. 4 is a rear elevational view thereof; and,

FIG. 5 is a top view thereof.

The views of the arm not shown form no part of the claimed design. The dashed lines represent environmental elements only and form no part of the claimed design.

1 Claim, 5 Drawing Sheets



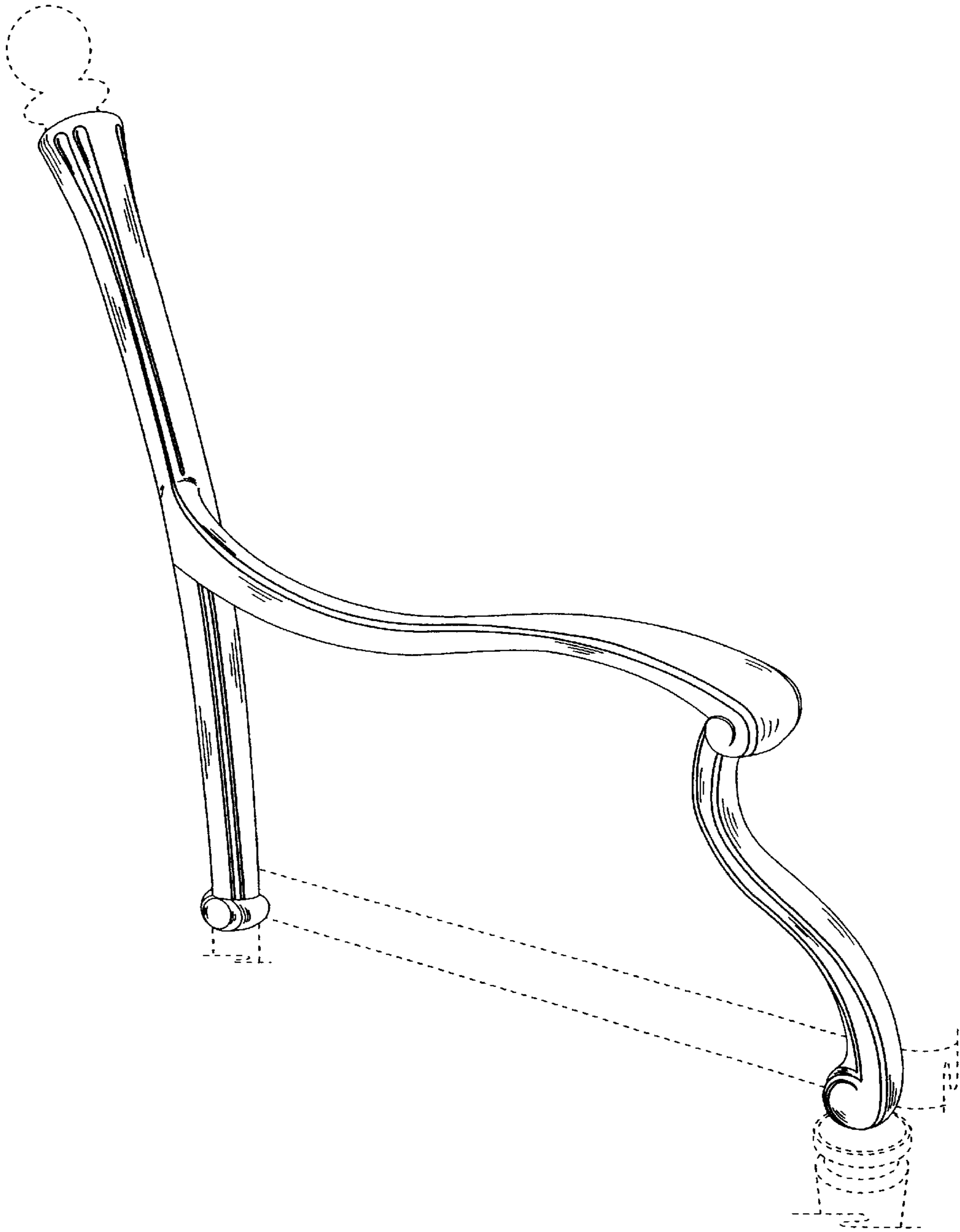


FIG. 1

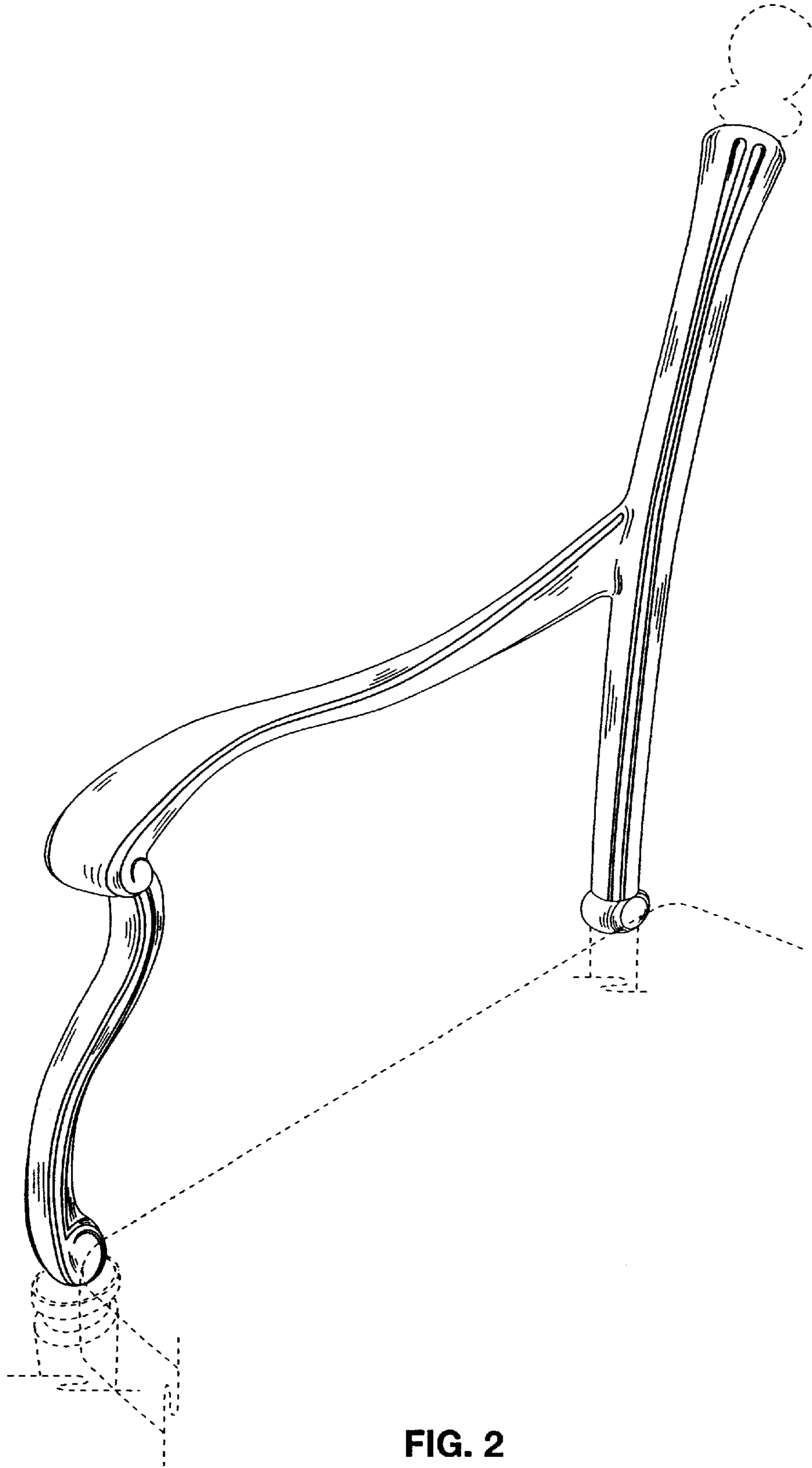


FIG. 2

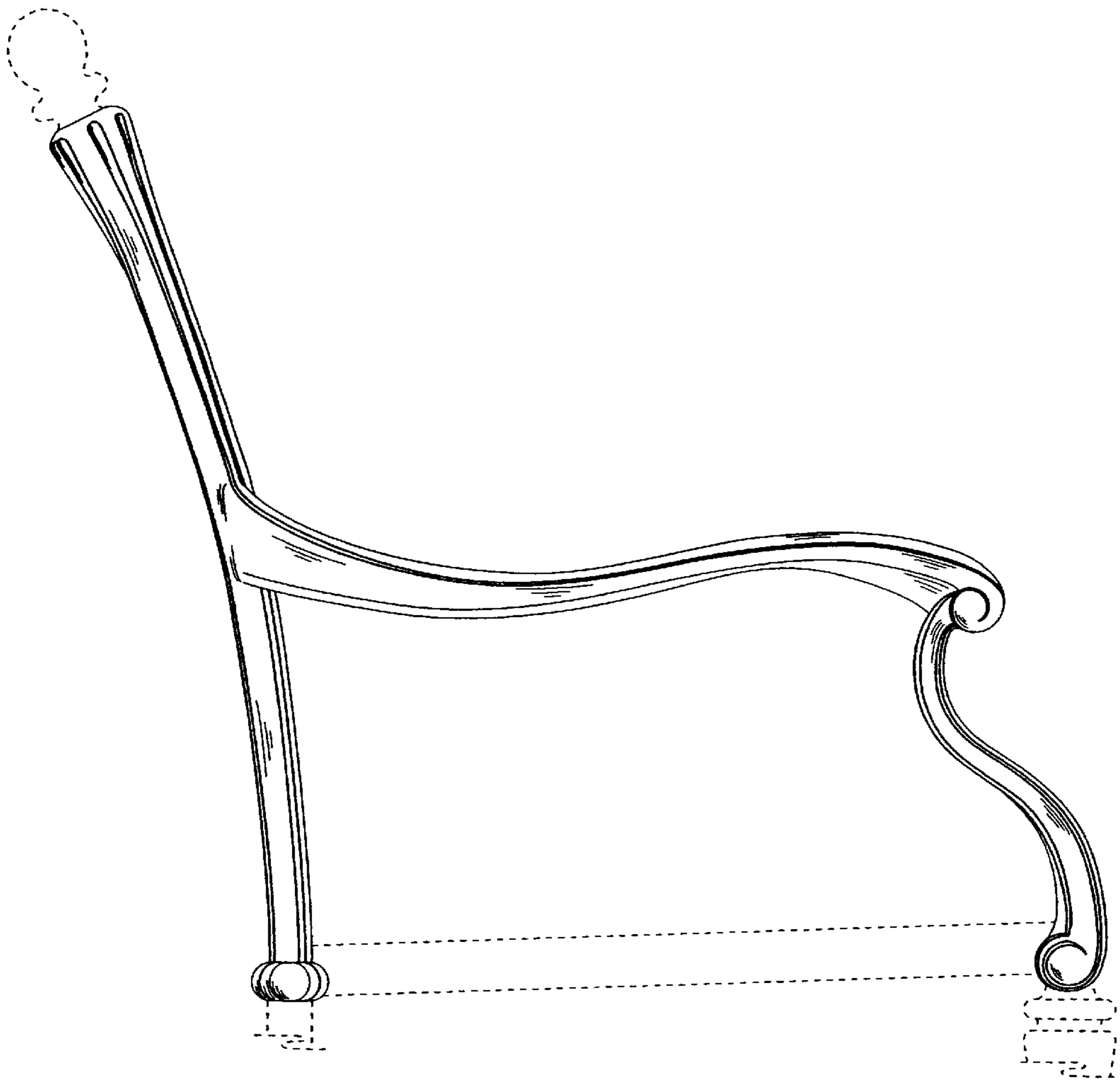


FIG. 3

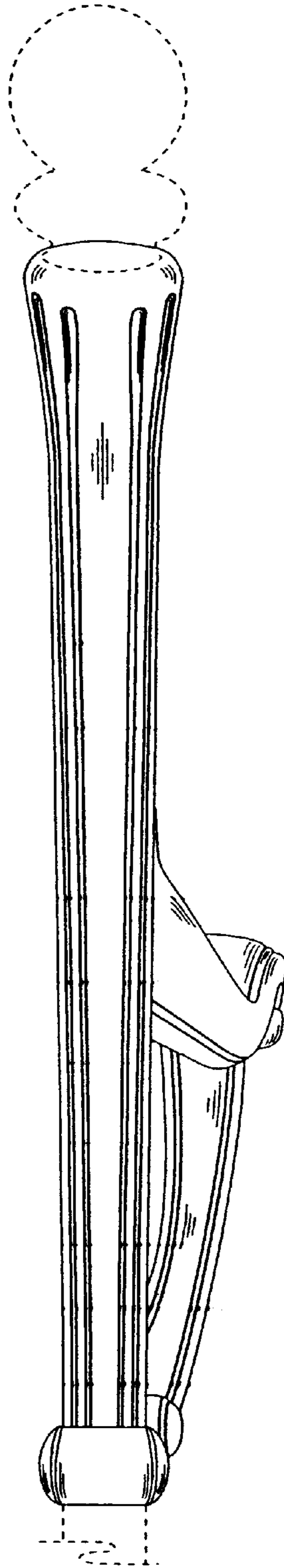


FIG. 4

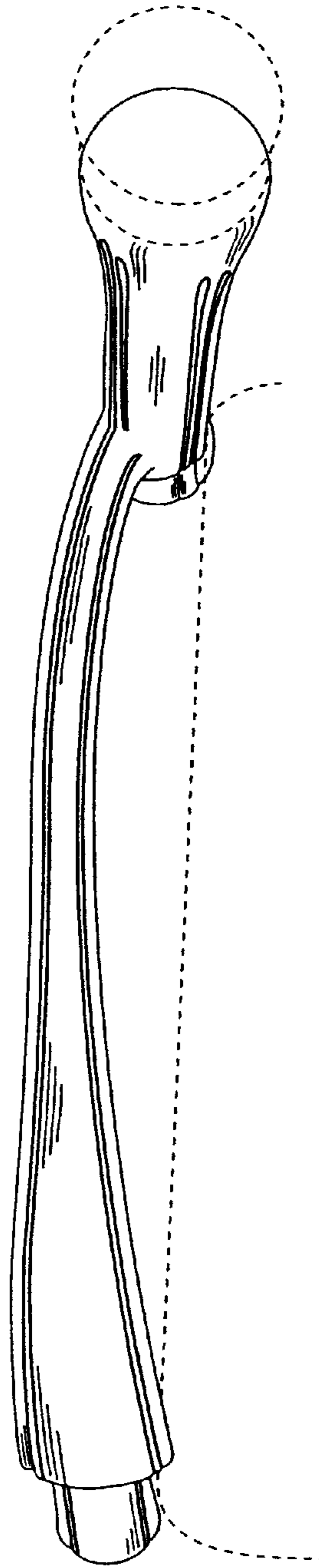


FIG. 5