



US00D490255S

(12) **United States Design Patent**
Brandon

(10) **Patent No.:** **US D490,255 S**

(45) **Date of Patent:** **** May 25, 2004**

(54) **CABINET PANEL**

D429,924 S * 8/2000 Sandy D6/492

(75) Inventor: **John Brandon**, Attica, NY (US)

* cited by examiner

(73) Assignee: **Rutt Handcrafted Cabinetry, LLC**,
Goodville, PA (US)

Primary Examiner—Cathron C. Brooks

(74) *Attorney, Agent, or Firm*—Coats & Bennett, P.L.L.C.

(**) Term: **14 Years**

(57) **CLAIM**

(21) Appl. No.: **29/178,979**

The ornamental design for a cabinet panel, as shown and described.

(22) Filed: **Apr. 2, 2003**

DESCRIPTION

Related U.S. Application Data

(63) Continuation-in-part of application No. 29/161,188, filed on May 23, 2002, now abandoned.

(51) **LOC (7) Cl.** **06-06**

(52) **U.S. Cl.** **D6/492**

(58) **Field of Search** D6/491, 492, 494,
D6/495, 509, 510, 446, 561; 52/311.2,
311.3, 313, 716.1; 312/204, 330.1, 348.3,
348.4

FIG. 1 is a perspective view of the cabinet panel.

FIG. 2 is front elevational view of the cabinet panel.

FIG. 3 is a side edge view of the cabinet panel with the opposite side edge being a mirror image of the same.

FIG. 4 is a perspective view of an alternate design for the cabinet panel.

FIG. 5 is a front elevational view of the alternate design for the cabinet panel; and,

FIG. 6 is a side edge view of the cabinet panel of FIG. 3 with the opposite edge being a mirror image of the same.

The top and side edges, and the back of the cabinet panel form no part of the claimed design.

The broken lines are for illustrative purposes only and form no part of the claimed design.


(56) **References Cited**

U.S. PATENT DOCUMENTS

D196,731 S * 10/1963 Smith D6/494

D335,982 S * 6/1993 Brandon D6/492

1 Claim, 4 Drawing Sheets



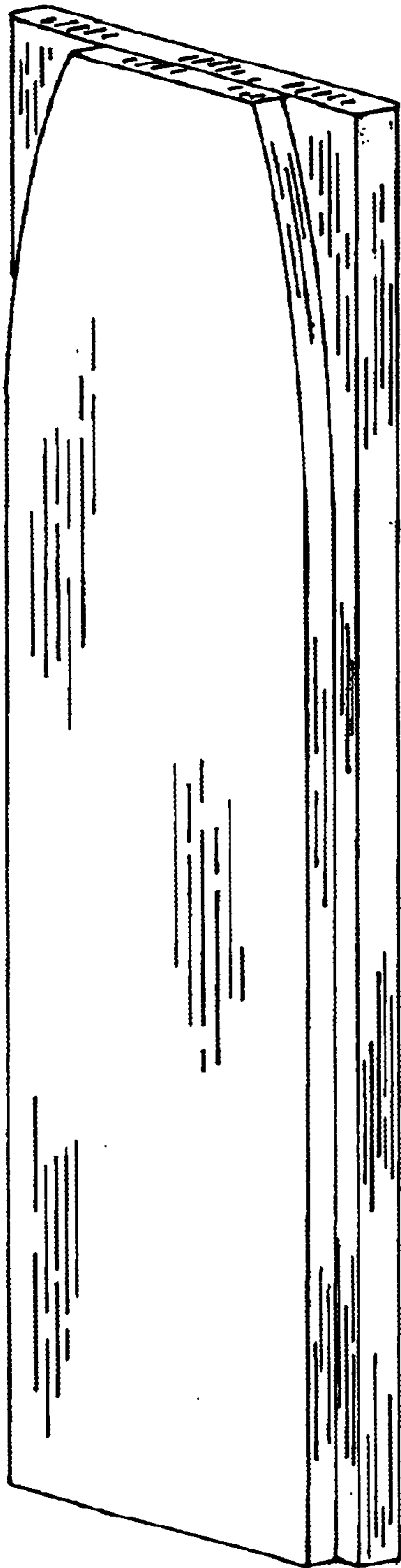


FIG. 1

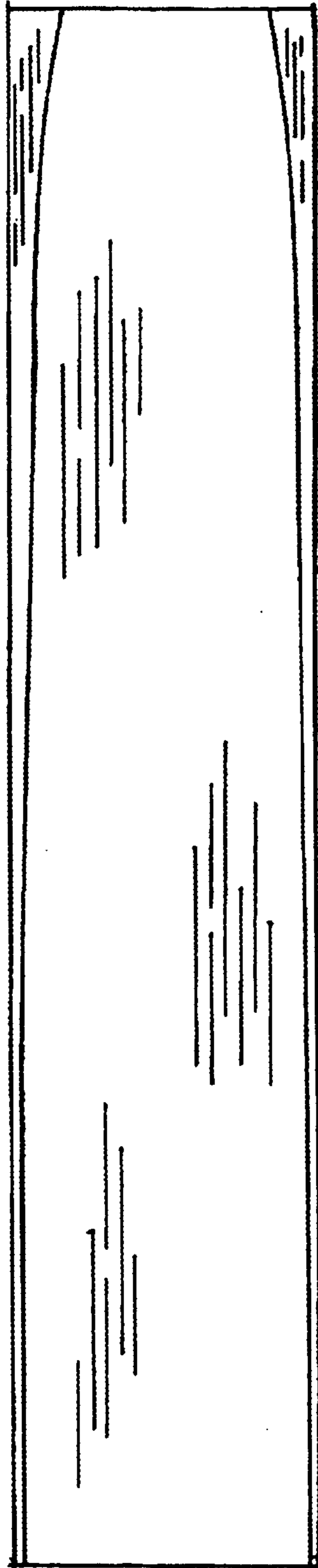


Fig. 2



Fig. 3




FIG. 4




Fig. 5




Fig. 6