



US00D490254S

(12) **United States Design Patent**
Stanton

(10) **Patent No.:** **US D490,254 S**

(45) **Date of Patent:** **** May 25, 2004**

(54) **TABLE**

(75) **Inventor:** **Shawn Christopher Stanton**, High Point, NC (US)

(73) **Assignee:** **Thomasville Furniture Industries, Inc.**, Thomasville, NC (US)

(**) **Term:** **14 Years**

(21) **Appl. No.:** **29/181,332**

(22) **Filed:** **May 8, 2003**

(51) **LOC (7) Cl.** **06-03**

(52) **U.S. Cl.** **D6/484**

(58) **Field of Search** D6/480-489, 495,
D6/429, 511, 436, 432; 108/153.1, 155,
156, 157.1, 161, 13, 14, 25, 33; D21/348;
248/188, 188.1, 188.8

(56) **References Cited**

U.S. PATENT DOCUMENTS

1,621,688	A	*	3/1927	Schimmel	108/25
3,380,402	A	*	4/1968	Simpson	108/25
D224,194	S	*	7/1972	Logan	D6/480
D457,758	S	*	5/2002	Wistehuff, Sr.	D6/480
D472,076	S	*	3/2003	Stanton	D6/480

OTHER PUBLICATIONS

Period Tables, Jan. 1, 1950, table at bottom.*
 Furniture Leg on Sideboard, Maison Gerard Ltd., p. 272,
 date unknown, available as of the filing date.
 Furniture Leg on Chair, source unknown, p. 145, date
 unknown, available as of the filing date.
 Furniture Leg on Table, Homestyle, May 1993.
 Photo of Game Table, Bogie Original, date unknown, avail-
 able as of the filing date.

Game Table, Louix XV Provincial Carved Tric-Trac Table,
p. 187, Mid 18th Century.

End Table, Bridgehampton Collection brochure, Thomas-
ville Furniture Industries, Inc., p. 10, 2001.

End Table, Elysee Collection brochure, Thomasville Furni-
ture Industries, Inc., p. 25, 2002.

Kent Park End Table, Kent Park Collection brochure, Tho-
masville Furniture Industries, Inc., p. 25, 2002.

Rectangular End Table, Montrachet Collection brochure,
Thomasville Furniture Industries, Inc., p. 20, discontinued
Sep. 14, 1994.

End Table, Trellis Garden Collection brochure, Thomasville
Furniture Industries, Inc., p. 20, 2002.

* cited by examiner

Primary Examiner—Janice E. Seeger

(74) *Attorney, Agent, or Firm*—Womble Carlyle Sandridge
& Rice, PLLC

(57) **CLAIM**

The ornamental design for a table, as shown and described.

DESCRIPTION

FIG. 1 is a perspective view of a table showing my new
design;

FIG. 2 is an end elevational view, the opposite end being a
mirror image thereof;

FIG. 3 is a side elevational view, the opposite side being a
mirror image thereof; and,

FIG. 4 is a top view thereof.

The views of the table not shown form no part of the claimed
design. The broken lines depicting hardware and depicting a
checker board inlay in FIGS. 1 and 4 represent environmen-
tal elements only and form no part of the claimed design.

1 Claim, 4 Drawing Sheets





FIG. 1




FIG. 2

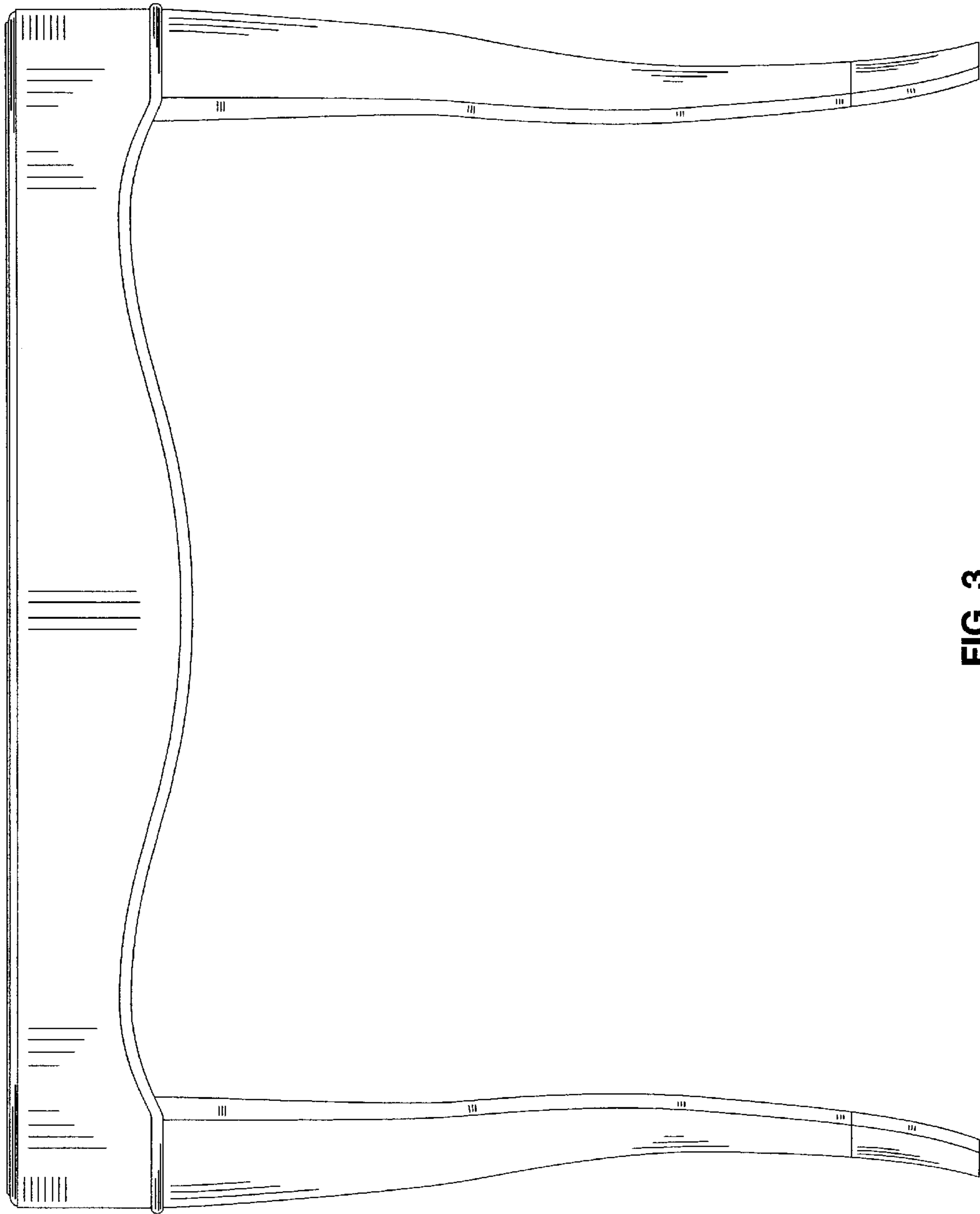


FIG. 3

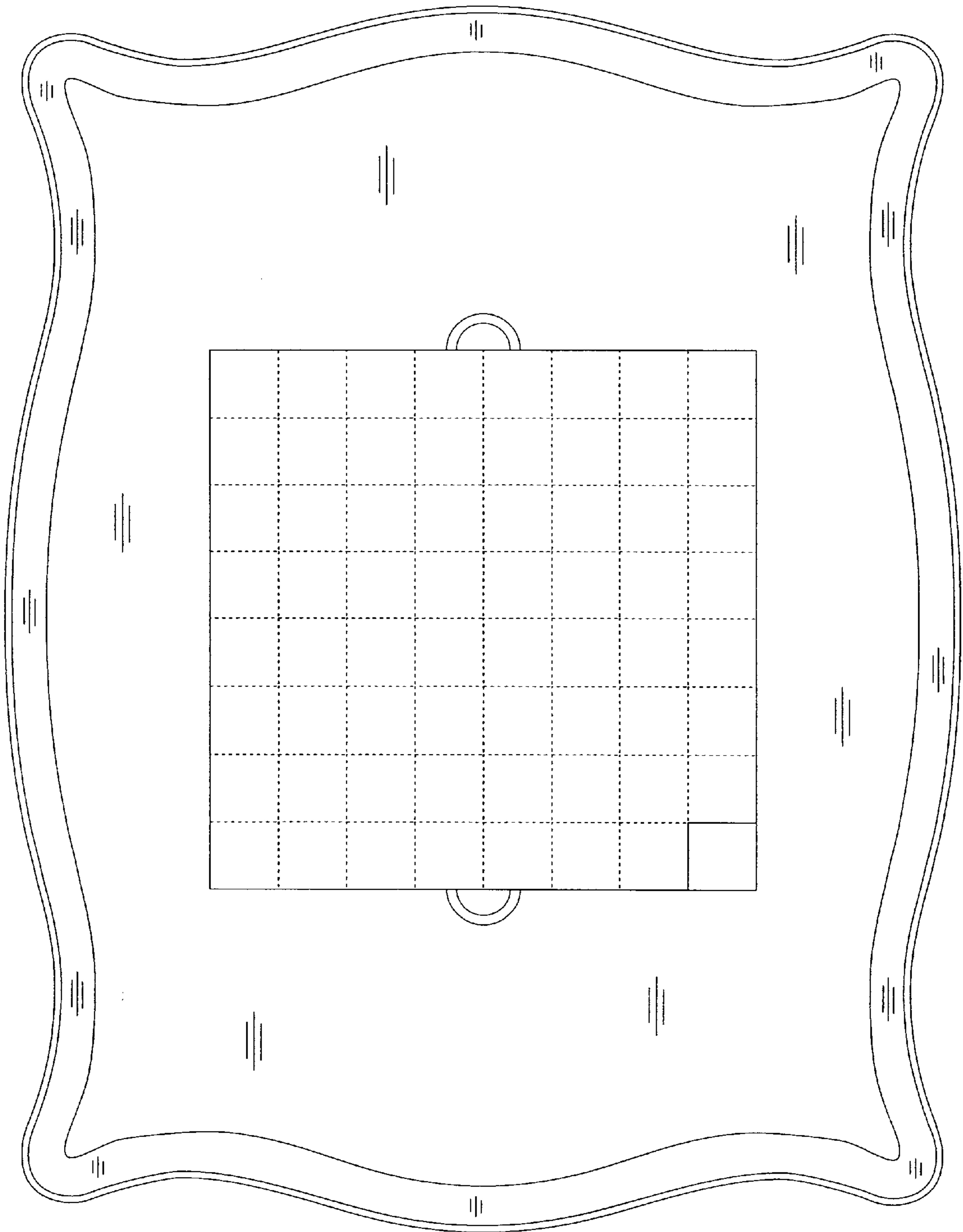


FIG. 4

UNITED STATES PATENT AND TRADEMARK OFFICE
CERTIFICATE OF CORRECTION

PATENT NO. : Des. 490,254 S
DATED : May 25, 2004
INVENTOR(S) : Shawn Christopher Stanton

Page 1 of 1

It is certified that error appears in the above-identified patent and that said Letters Patent is hereby corrected as shown below:

Drawings.

Figure 4, the square at the lowest right should be shown in dashed lines, not solid lines as follows:

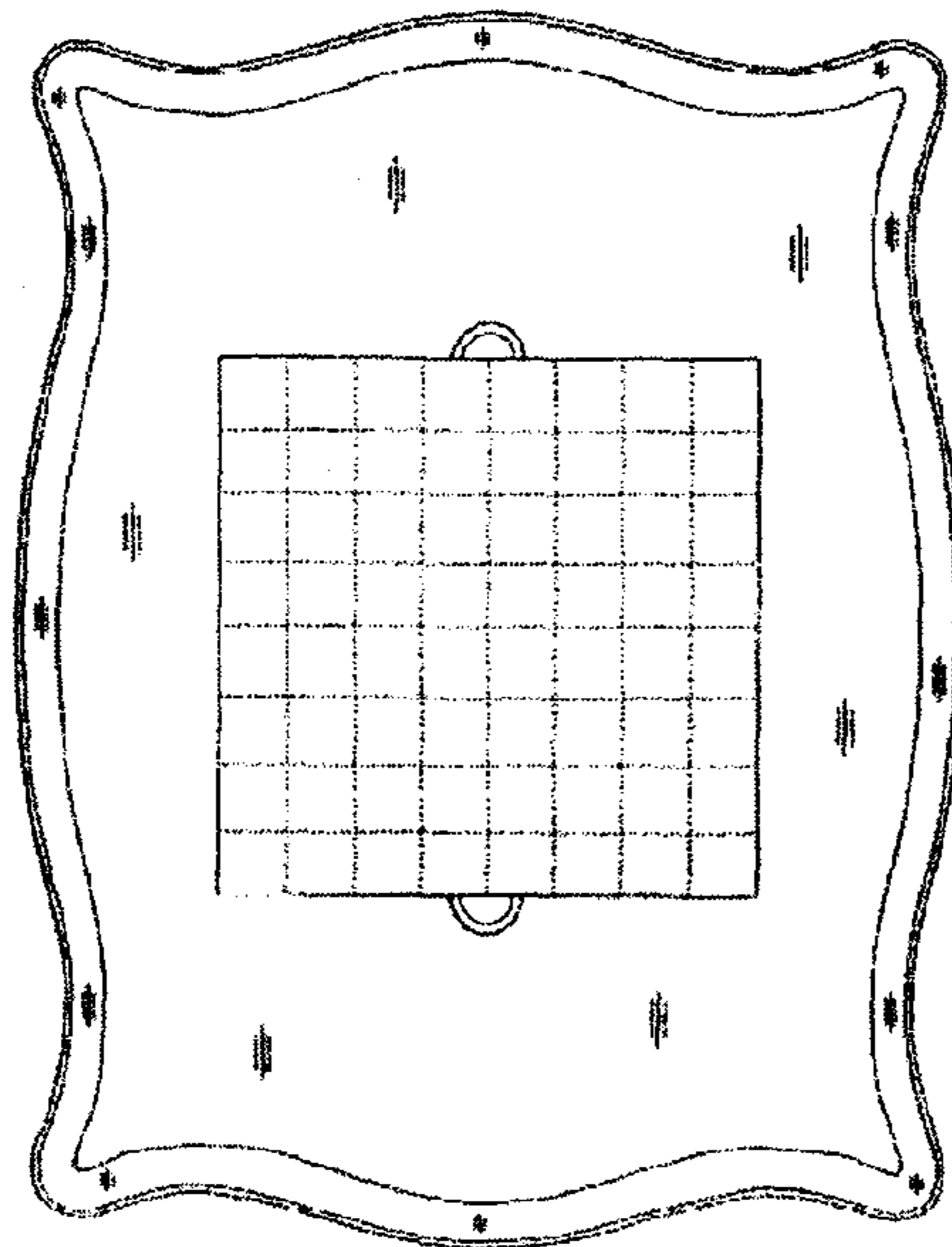


FIG. 4

Signed and Sealed this

Fourteenth Day of September, 2004

JON W. DUDAS

Director of the United States Patent and Trademark Office