



US00D490239S

(12) **United States Design Patent**
Wagner, II

(10) **Patent No.:** **US D490,239 S**

(45) **Date of Patent:** **** May 25, 2004**

(54) **STORAGE BELT CARRIER**

D458,021 S * 6/2002 Willows et al. D3/226

(75) Inventor: **Richard S. Wagner, II**, Loveland, OH
(US)

* cited by examiner

(73) Assignee: **Tune Belt, Inc.**

Primary Examiner—Catherine R. Oliver
(74) *Attorney, Agent, or Firm*—Sand & Sebolt

(**) Term: **14 Years**

(57) **CLAIM**

(21) Appl. No.: **29/183,303**

The ornamental design for the storage belt carrier, as shown and described.

(22) Filed: **Jun. 9, 2003**

DESCRIPTION

(51) **LOC (7) Cl.** **03-01**

(52) **U.S. Cl.** **D3/226**

(58) **Field of Search** D3/226, 215, 221,
D3/224, 232; 224/625, 664, 653, 681, 901,
904, 918

FIG. 1 is a front elevational view of the storage belt carrier showing my new design;
FIG. 2 is a top plan view thereof;
FIG. 3 is a bottom plan view thereof;
FIG. 4 is a rear elevational view thereof;
FIG. 5 is a left end view of FIG. 1;
FIG. 6 is a right end view of FIG. 1;
FIG. 7 is a front elevational view similar to FIG. 1, with the closure flap being shown in an open position;
FIG. 8 is a top view of FIG. 7;
FIG. 9 is a left end view of FIG. 7;
FIG. 10 is a rear elevational view of FIG. 7;
FIG. 11 is a front elevational view of a second embodiment of the storage belt carrier;
FIG. 12 is a top plan view of FIG. 11;
FIG. 13 is a front elevational view similar to FIG. 11, with the closure flap being shown in an open position; and,
FIG. 14 is a top plan view of FIG. 13.

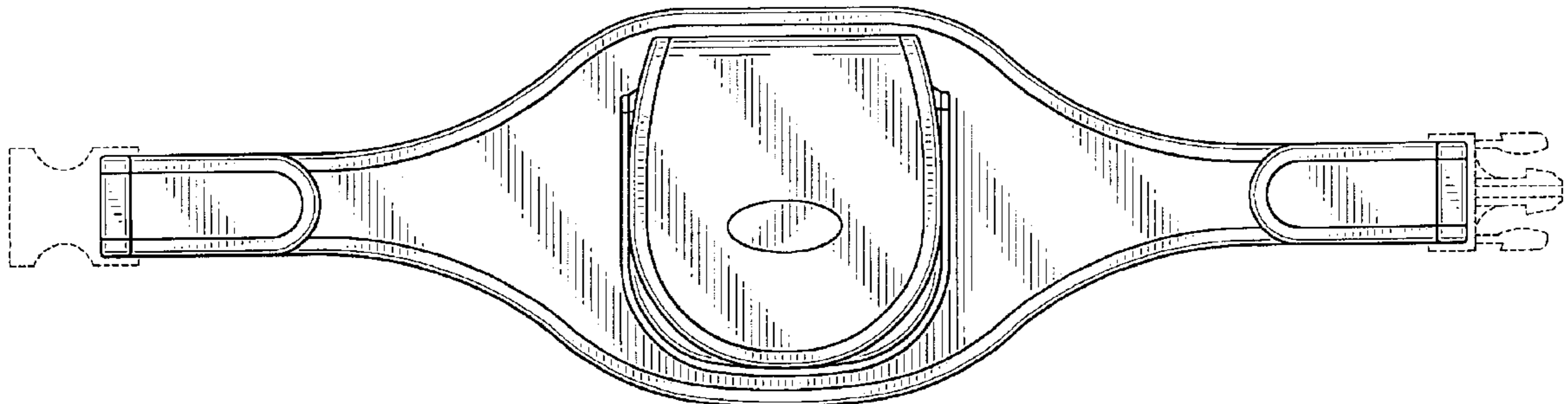
(56) **References Cited**

U.S. PATENT DOCUMENTS

D33,980 S	1/1901	Mitchell	D3/230
D248,258 S	6/1978	Munari	D3/230
D258,246 S	2/1981	Kravchenko	D3/230
D278,761 S	5/1985	Fuller	D3/218
D293,387 S	12/1987	Wagner, II	D2/630
D350,025 S	8/1994	Rolle	D3/226
D374,983 S	10/1996	Brucki	D3/226
5,577,653 A	11/1996	Bieker	224/684
D380,086 S	6/1997	Brassard	D3/215
D384,808 S	10/1997	Carretta	D3/221
D395,163 S	* 6/1998	Huang	D3/226
D406,455 S	3/1999	Wagner, II	D3/226
D408,628 S	* 4/1999	Fusco	D3/226
D419,291 S	* 1/2000	Pugh	D3/226
D426,058 S	* 6/2000	Gaines et al.	D3/226

The broken line showing of environment in the drawings is for illustrative purposes only and forms no part of the claimed design.

1 Claim, 7 Drawing Sheets




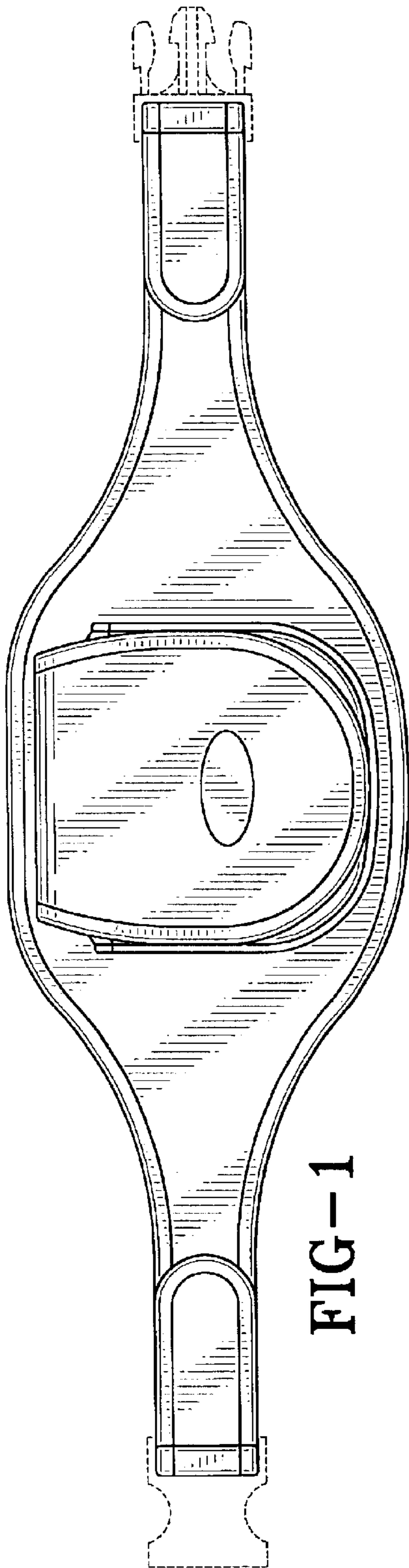


FIG-2

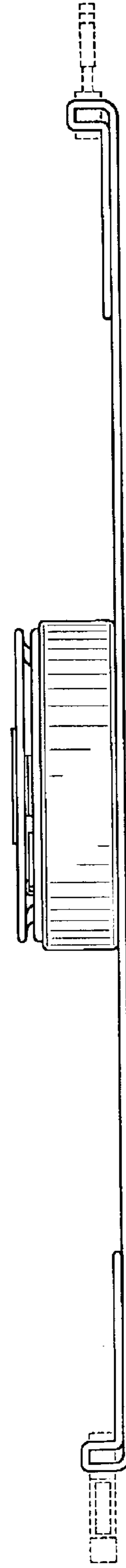


FIG-3

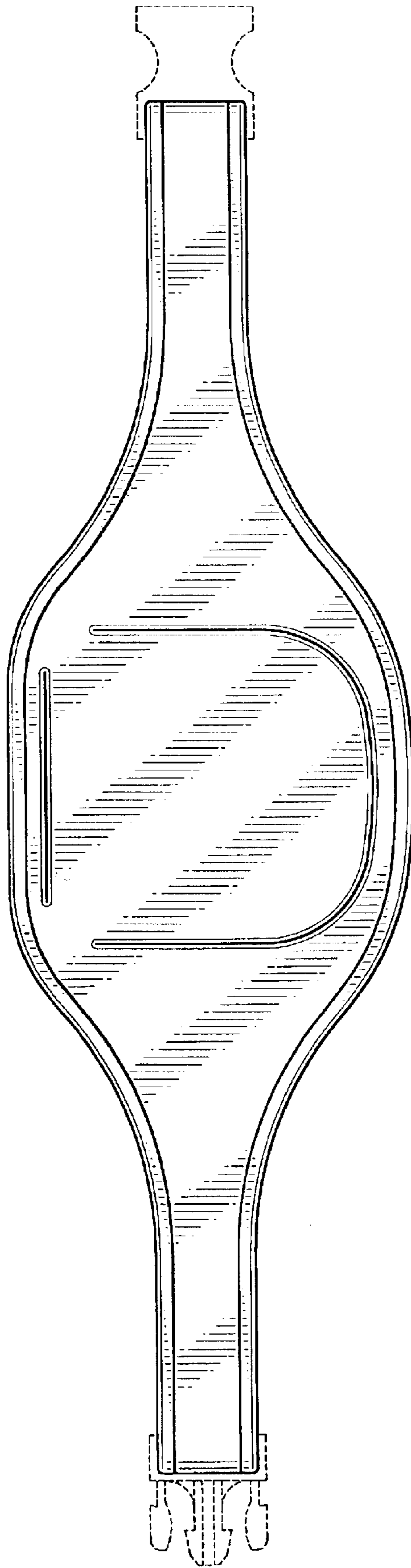


FIG-4

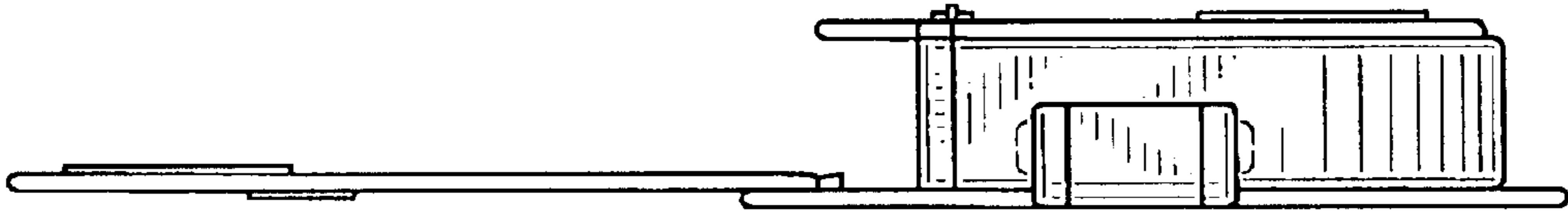


FIG-9

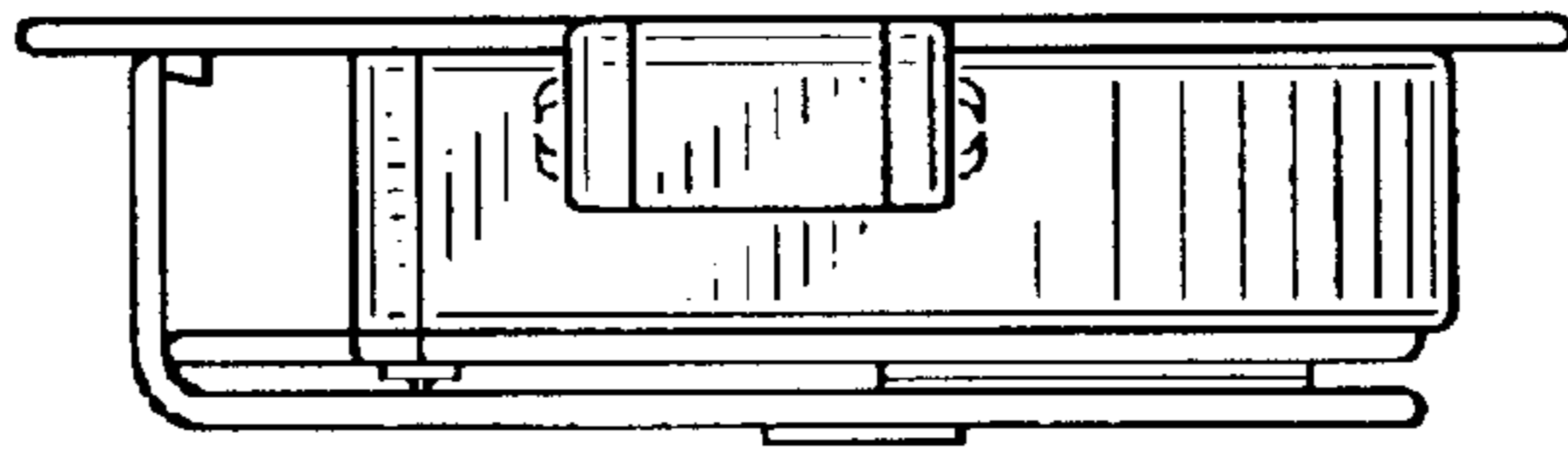


FIG-6




FIG-5

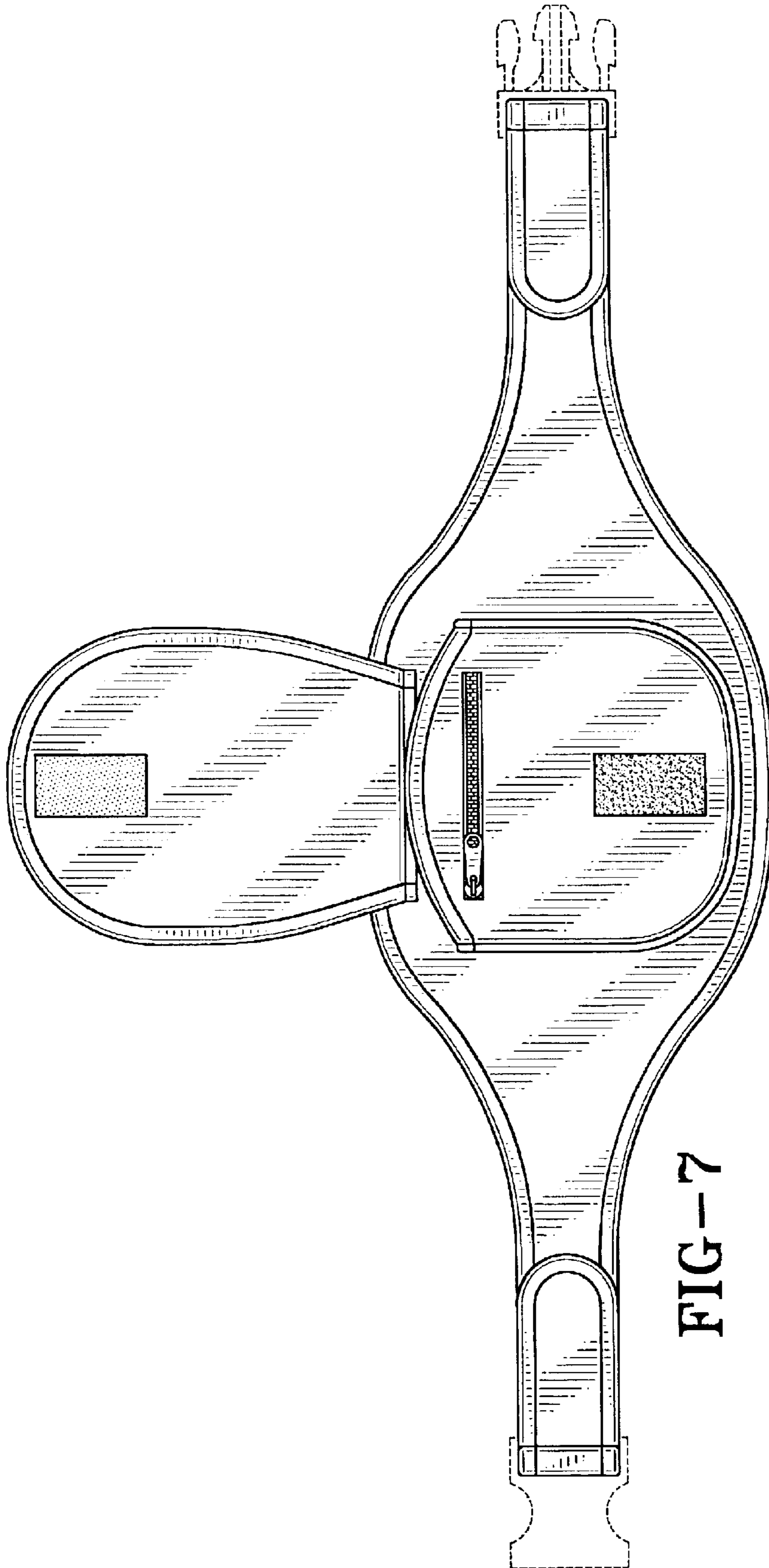


FIG-7

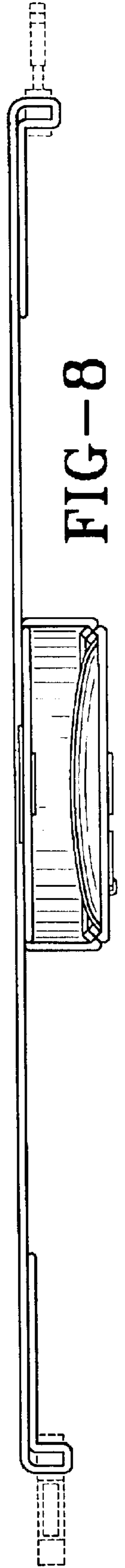


FIG-8

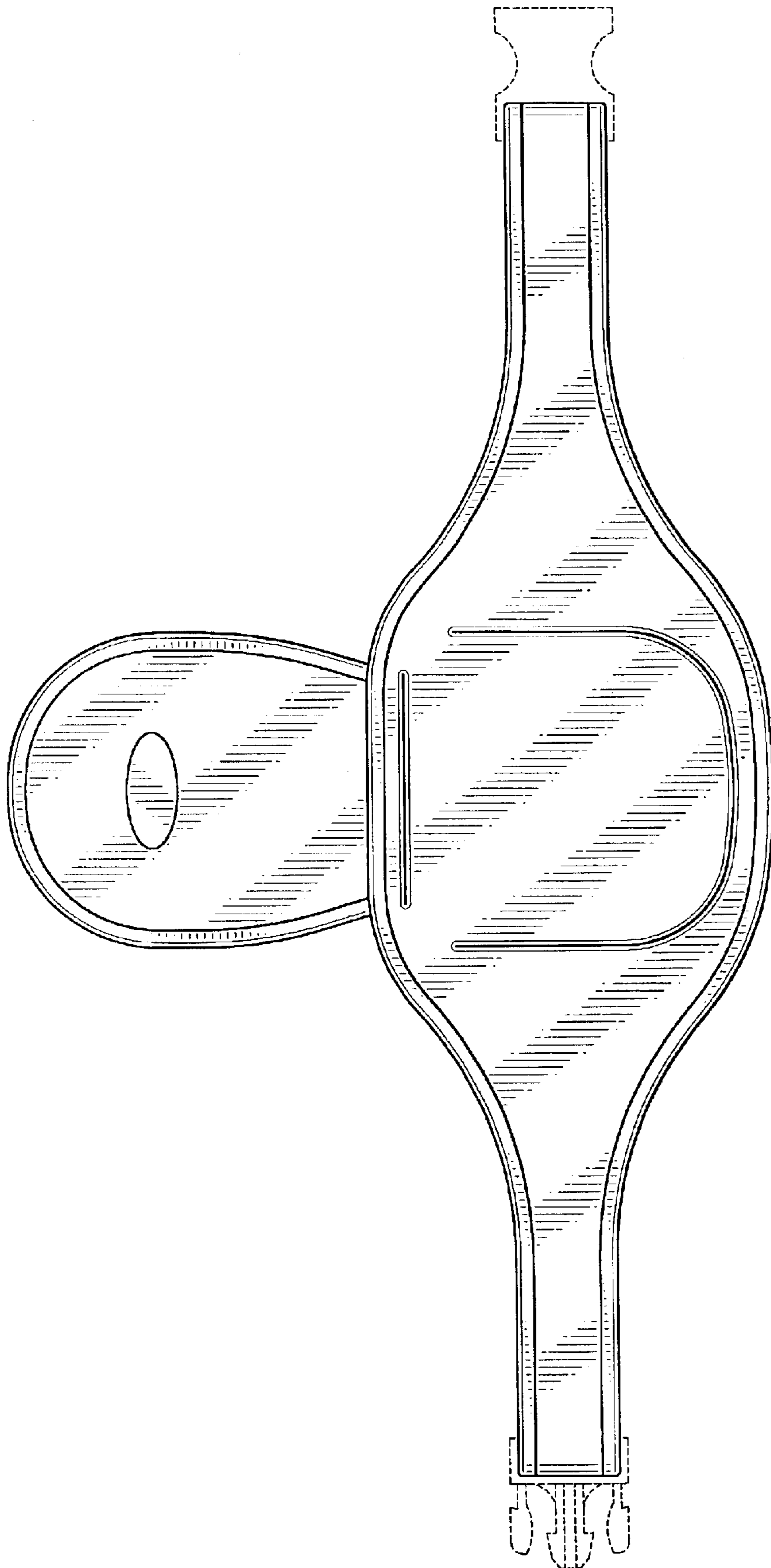


FIG-10

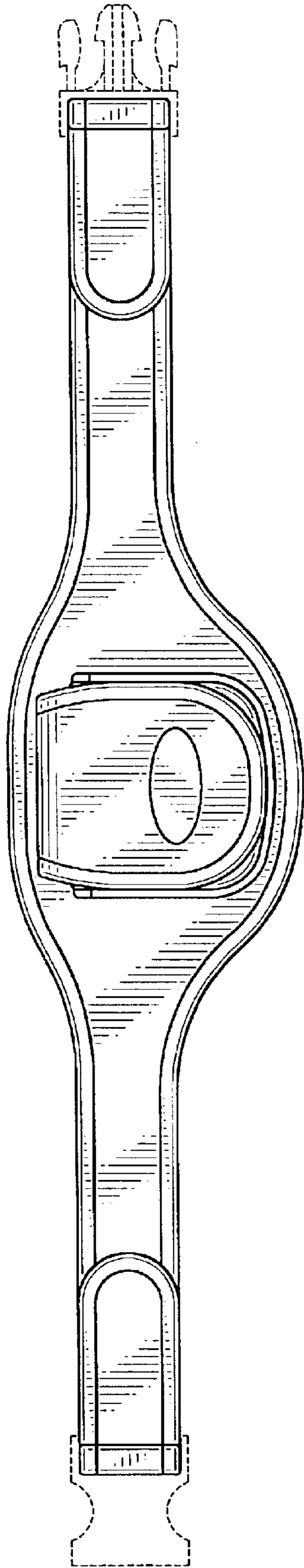


FIG-11



FIG-12

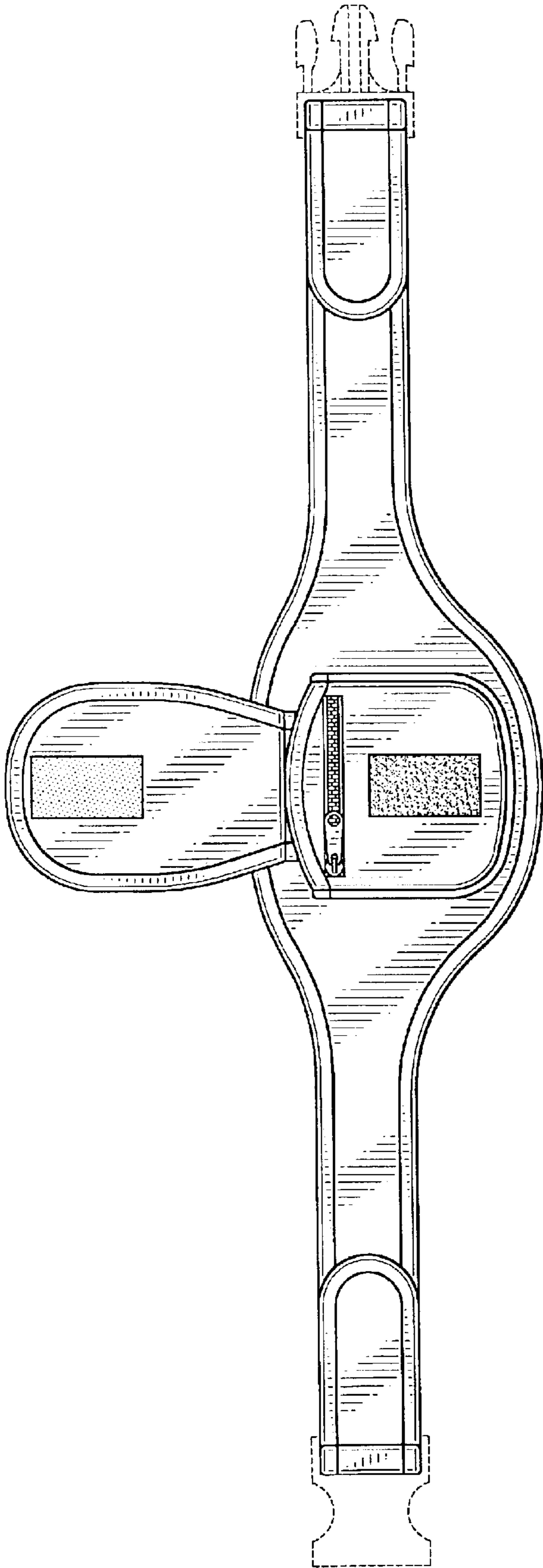


FIG-13



FIG-14