



US00D490224S

(12) **United States Design Patent**
McClaskie

(10) **Patent No.:** **US D490,224 S**

(45) **Date of Patent:** **** May 25, 2004**

(54) **OUTSOLE**

(75) **Inventor:** **Thomas E. McClaskie**, Bethlehem, PA (US)

(73) **Assignee:** **Columbia Insurance Company**, Omaha, NE (US)

(**) **Term:** **14 Years**

(21) **Appl. No.:** **29/185,226**

(22) **Filed:** **Jun. 25, 2003**

(51) **LOC (7) Cl.** **02-04**

(52) **U.S. Cl.** **D2/954; D2/952**

(58) **Field of Search** D2/902, 946-949, D2/951-960; 36/3 B, 22 R, 25 R, 30 R, 32 A, 32 R, 59 R, 67 A, 67 B

(56) **References Cited**

U.S. PATENT DOCUMENTS

118,444 A	*	8/1871	Foster et al.	36/19 R
D61,453 S	*	9/1922	Todd		
D80,001 S	*	11/1929	Widom		
2,090,881 A	*	8/1937	Wilson		
D166,472 S	*	4/1952	Kaplan		
D206,222 S	*	11/1966	Mostile		
D241,988 S	*	10/1976	Famolare, Jr.		
4,223,456 A	*	9/1980	Cohen	36/29
4,931,773 A	*	6/1990	Rosen	340/573
5,014,041 A	*	5/1991	Rosen	340/573
D336,977 S	*	7/1993	Sensi	D2/961
D352,154 S	*	11/1994	Merceron	D2/952

D352,155 S	*	11/1994	Merceron	D2/952
D415,607 S	*	10/1999	Merceron	D2/952
D424,792 S	*	5/2000	Briand	D2/955
D426,053 S	*	6/2000	Santa	D2/954
D437,676 S	*	2/2001	Ferrer	D2/954
D441,945 S	*	5/2001	Della Valle	D2/956
D442,767 S	*	5/2001	Della Valle	D2/954
D466,682 S	*	12/2002	Ortuno Santa	D2/954
D471,695 S	*	3/2003	Valle	D2/956
D481,527 S	*	11/2003	Matis et al.	D2/955

* cited by examiner

Primary Examiner—Celia A. Murphy

(74) *Attorney, Agent, or Firm*—St. Onge Steward Johnston & Reens LLC

(57) **CLAIM**

I claim the ornamental design for an outsole, as shown and described.

DESCRIPTION

FIG. 1 is a bottom plan view of an outsole showing my new design; the broken bean-shaped line in the arch region, forming the boundary of the design, with the broken line and the area within, forming no part of the claim;

FIG. 2 is a left view of the outsole shown in FIG. 1;

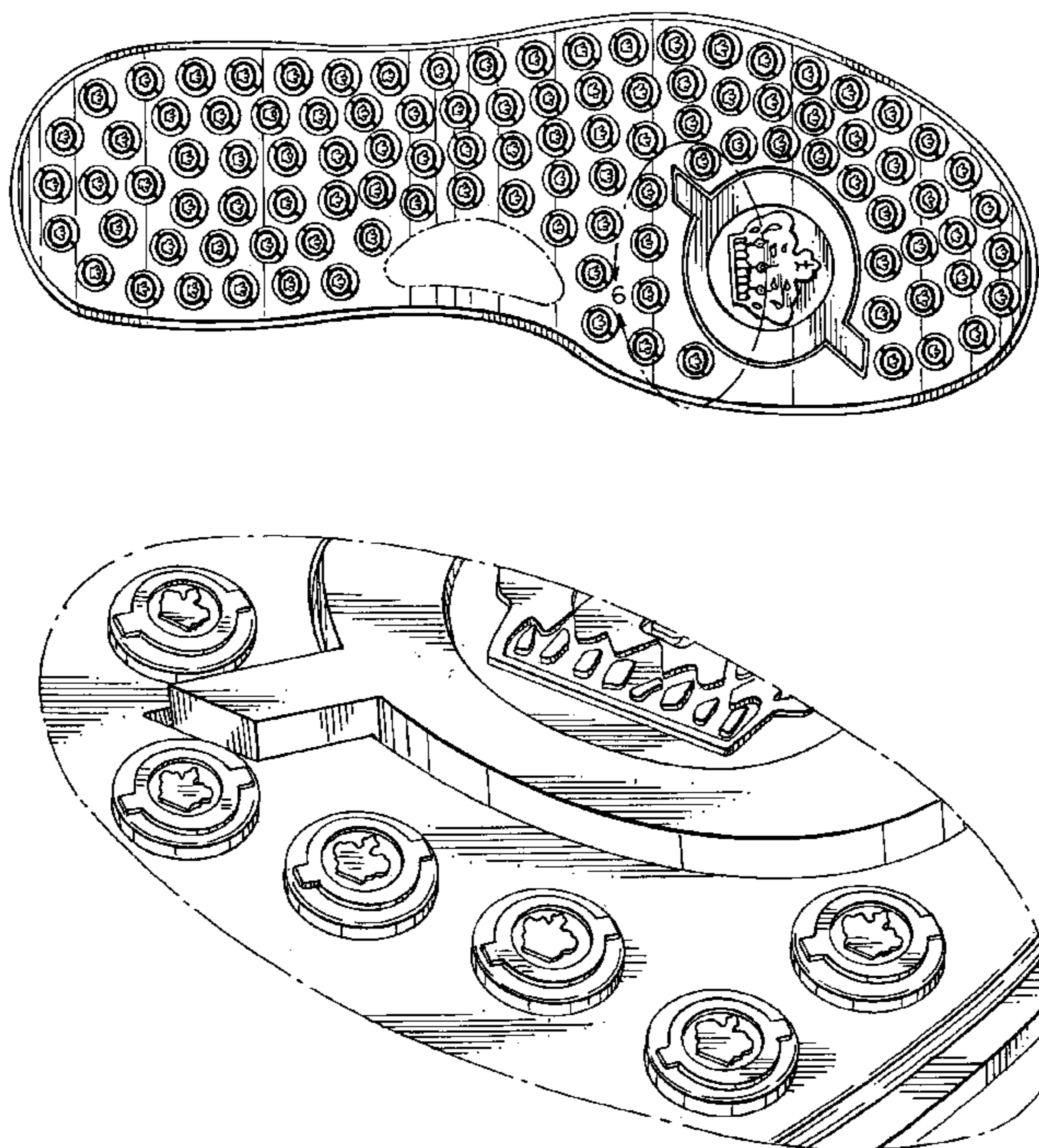
FIG. 3 is a right view of the outsole shown in FIGS. 1-2;

FIG. 4 is a front view of the outsole shown in FIGS. 1-3;

FIG. 5 is a rear view of the outsole shown in FIGS. 1-4; and,

FIG. 6 is an enlarged fragmentary perspective view taken from FIG. 1.

1 Claim, 5 Drawing Sheets



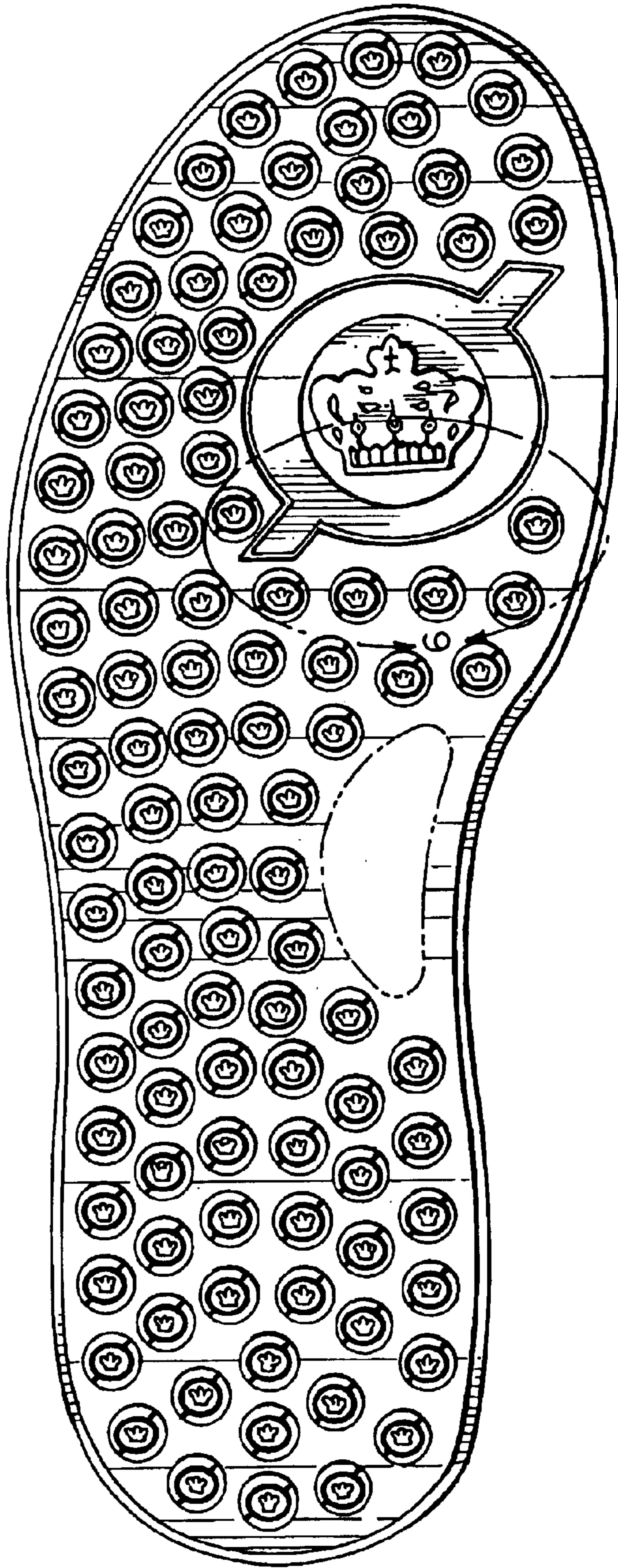


FIG. 1

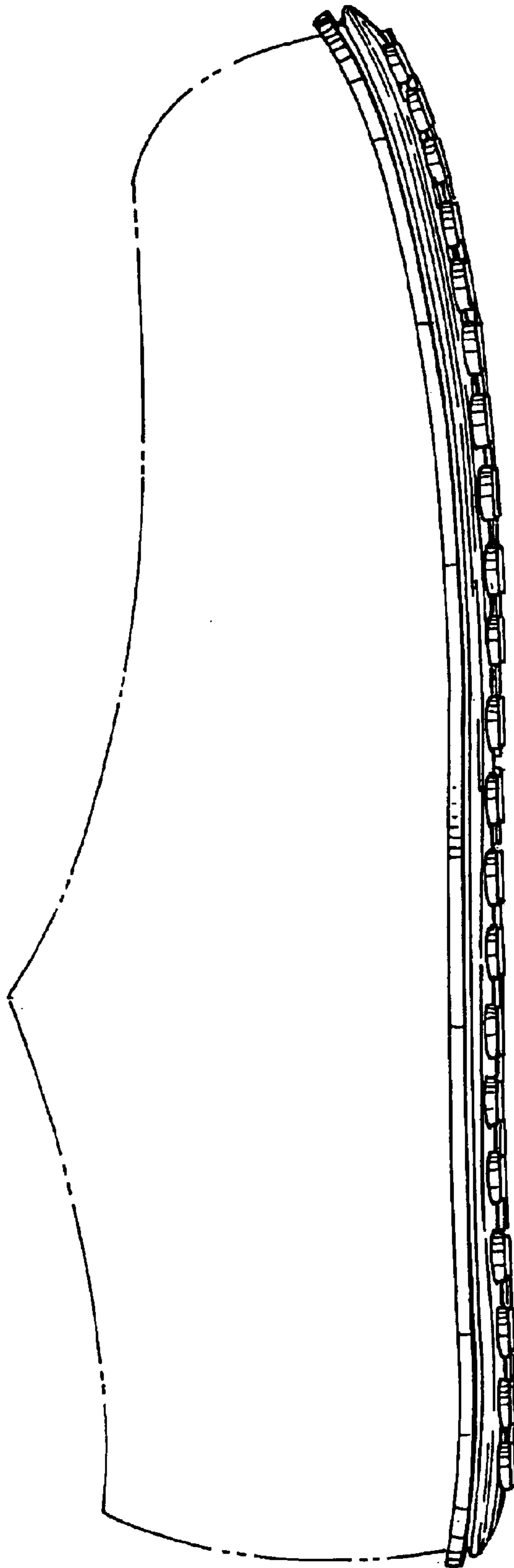


FIG. 2

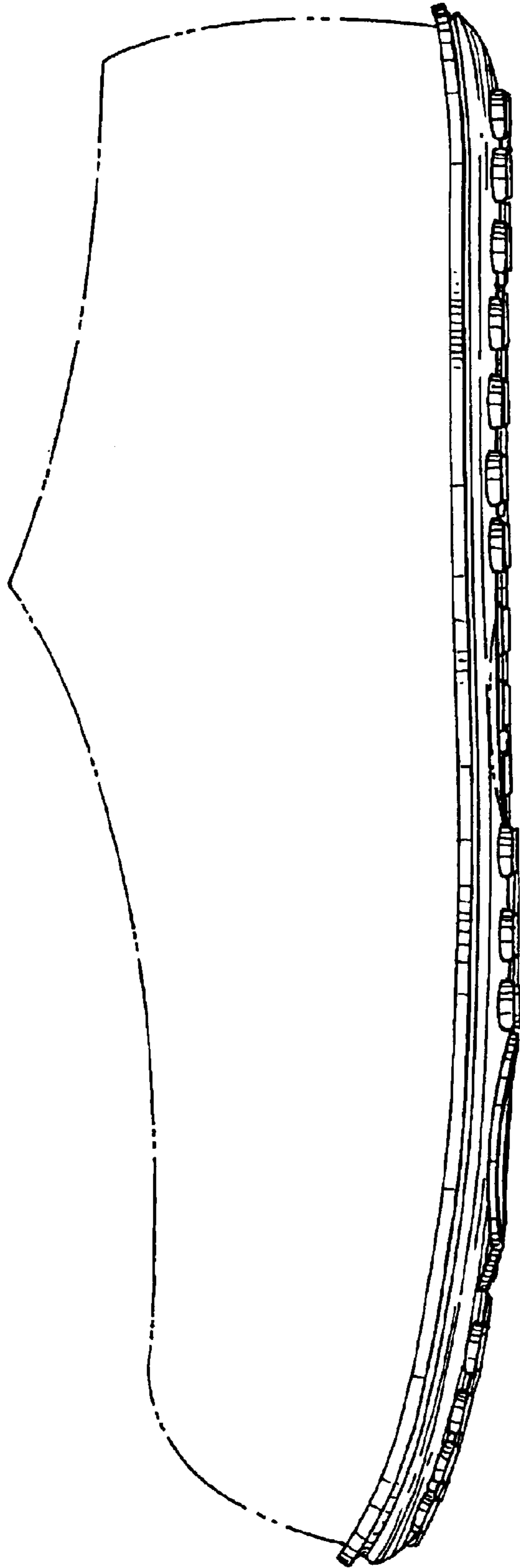


FIG. 3

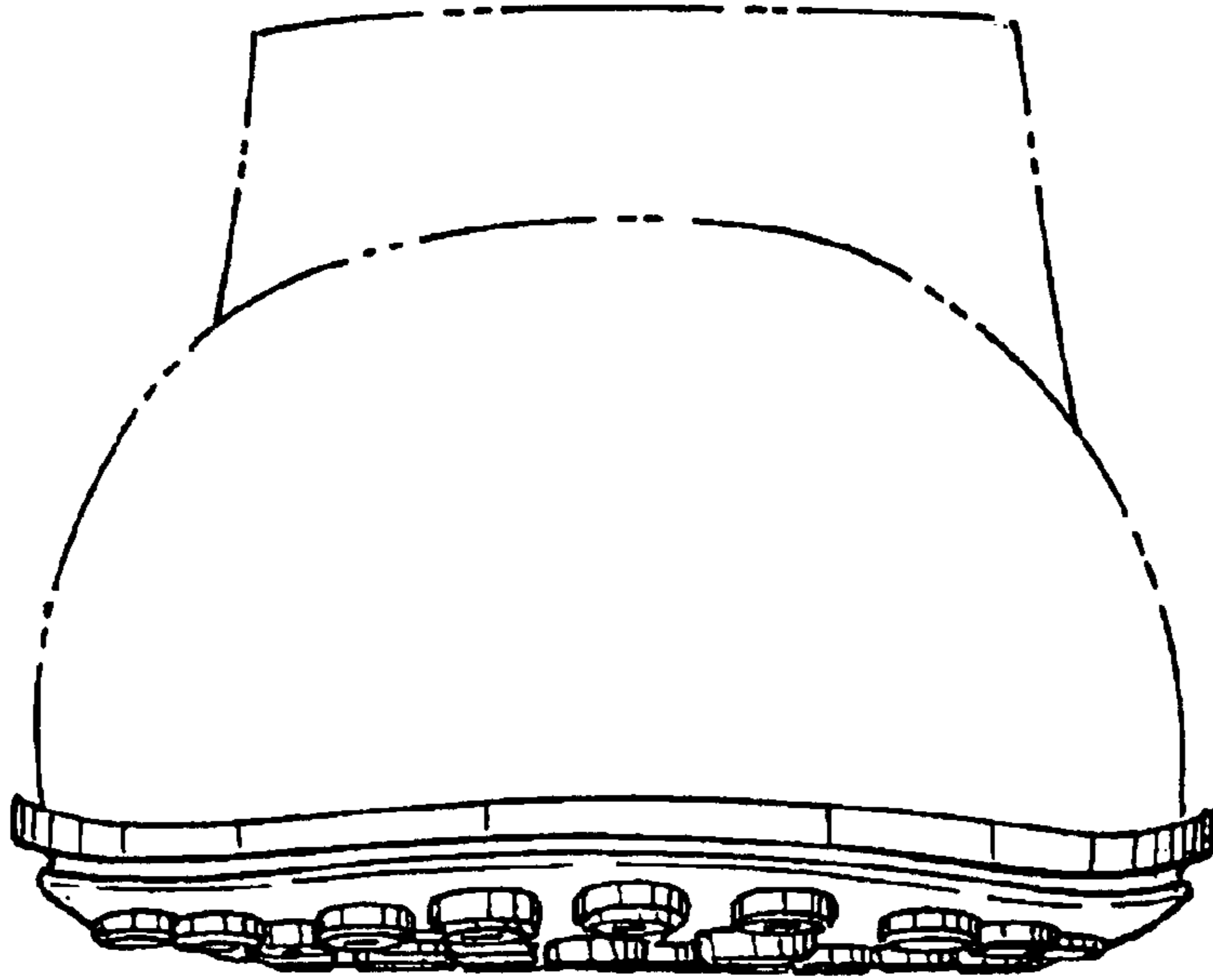


FIG. 4

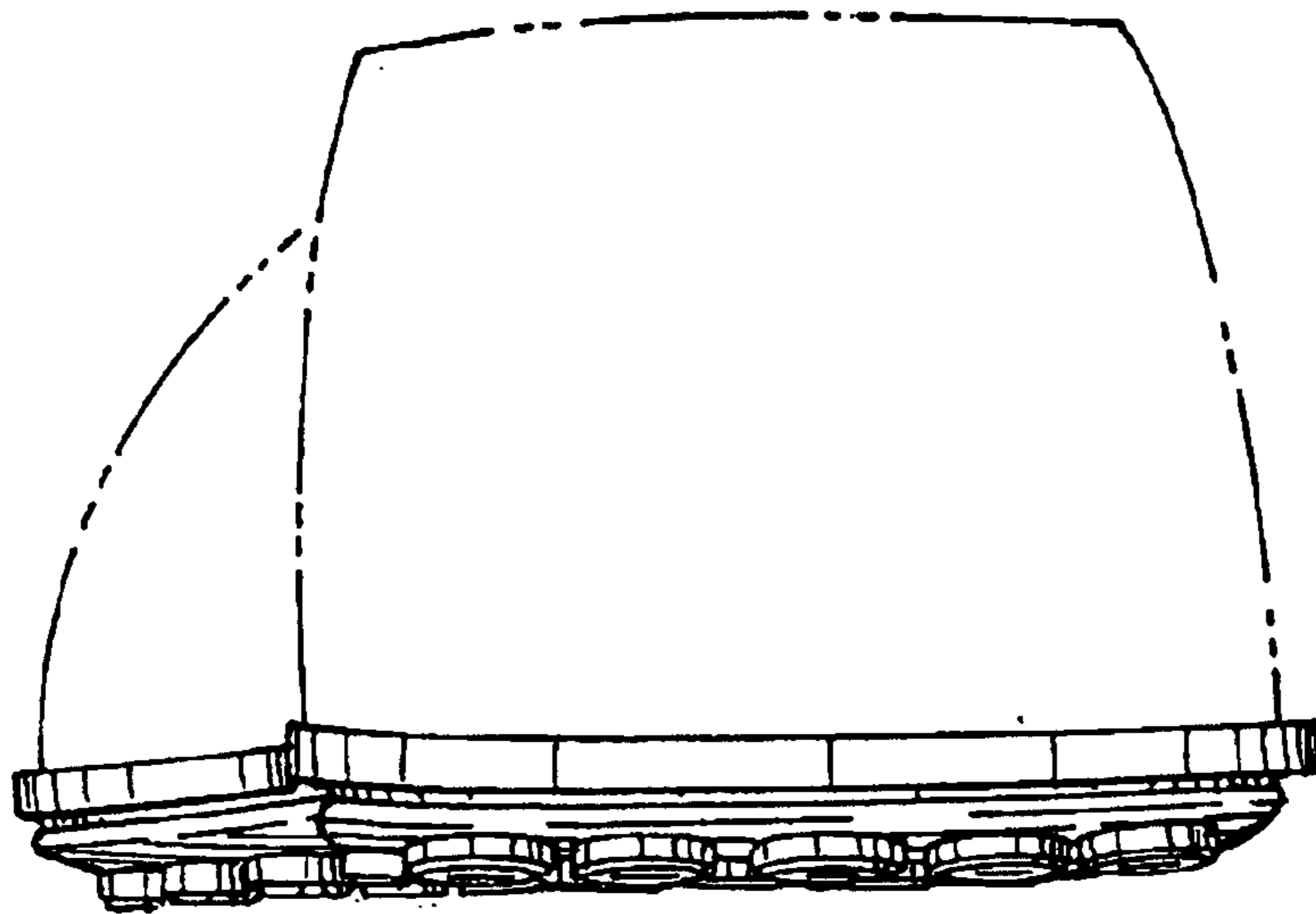


FIG. 5

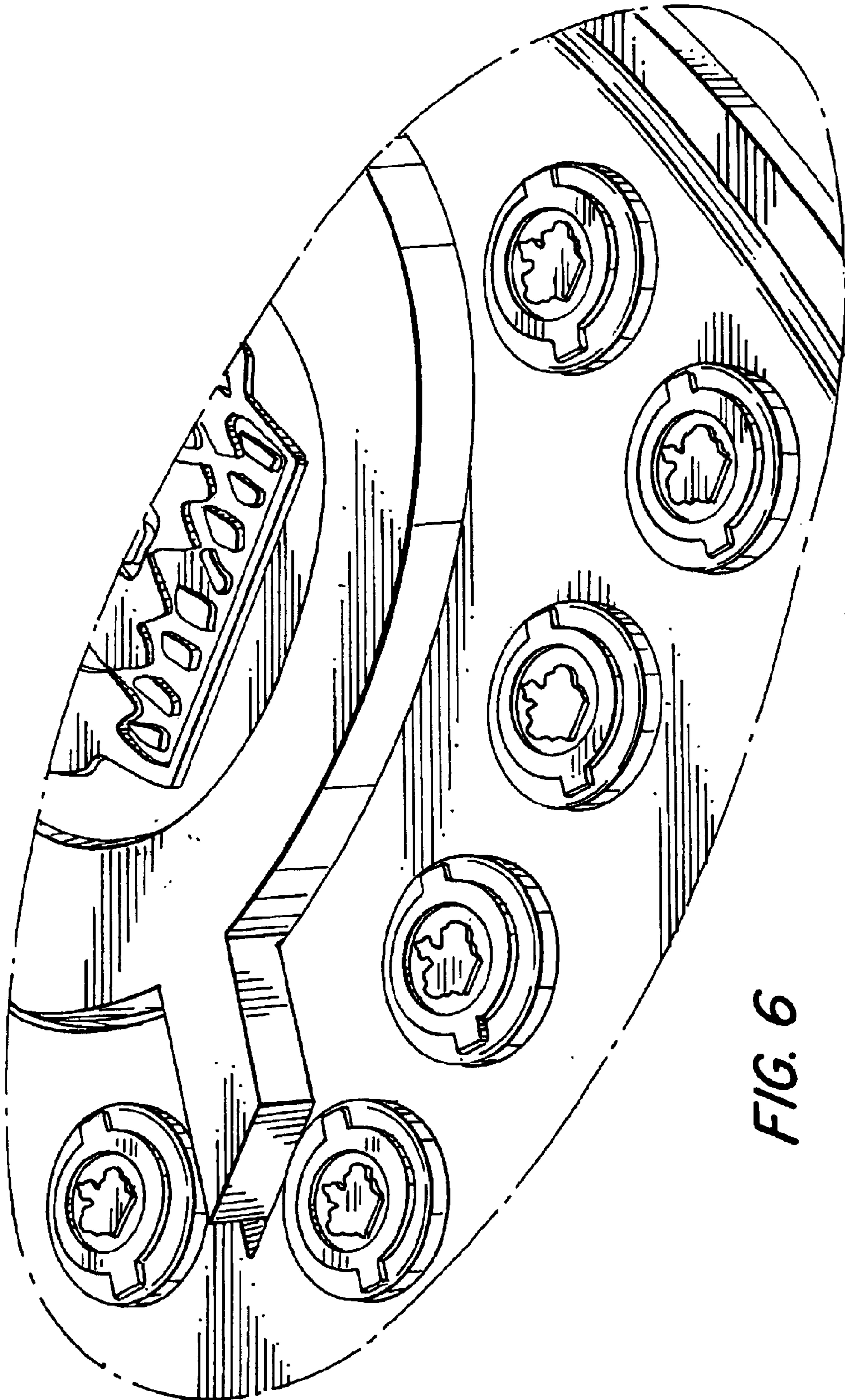


FIG. 6