



US00D490215S

(12) **United States Design Patent**
Gonzales

(10) **Patent No.:** **US D490,215 S**

(45) **Date of Patent:** **** May 25, 2004**

(54) **NECKTIE HOLDER**

DESCRIPTION

(76) Inventor: **Ramon Gonzales**, 2881 E. Huntington Blvd., Apt. 223, Fresno, CA (US) 93721

(**) Term: **14 Years**

(21) Appl. No.: **29/162,023**

(22) Filed: **Jun. 6, 2002**

(51) **LOC (7) Cl.** **02-02**

(52) **U.S. Cl.** **D2/853**

(58) **Field of Search** D2/853, 600, 609, D2/840; 2/137, 138, 132, 156

(56) **References Cited**

U.S. PATENT DOCUMENTS

2,389,784 A	11/1945	Kennedy	
4,827,576 A	5/1989	Prince, Jr.	
4,920,579 A	5/1990	Swain	
D396,737 S	8/1998	Lucas	
D453,911 S	* 2/2002	Yancy D2/853

* cited by examiner

Primary Examiner—Doris Clark

(74) *Attorney, Agent, or Firm*—Richard A. Ryan

(57) **CLAIM**

The ornamental design for a necktie holder, as shown and described.

FIG. 1 is a front view of the invention attached to a shirt;

FIG. 2 is a perspective view of the invention attached to a shirt and in releasable engagement with a necktie;

FIG. 3 is a frontal elevation view of the invention disclosed in FIGS. 1 and 2, the rear elevation view being the same.

FIG. 4 is a top plan view of the invention disclosed in FIGS. 1 and 2, the bottom plan view being the same;

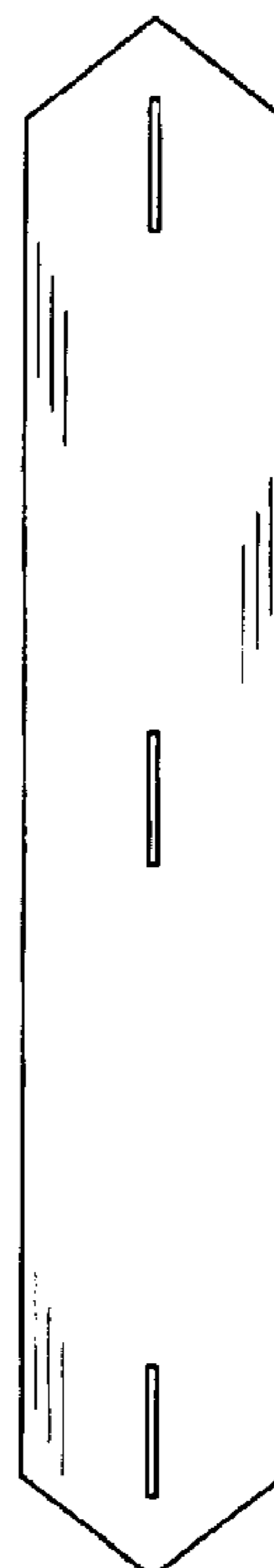
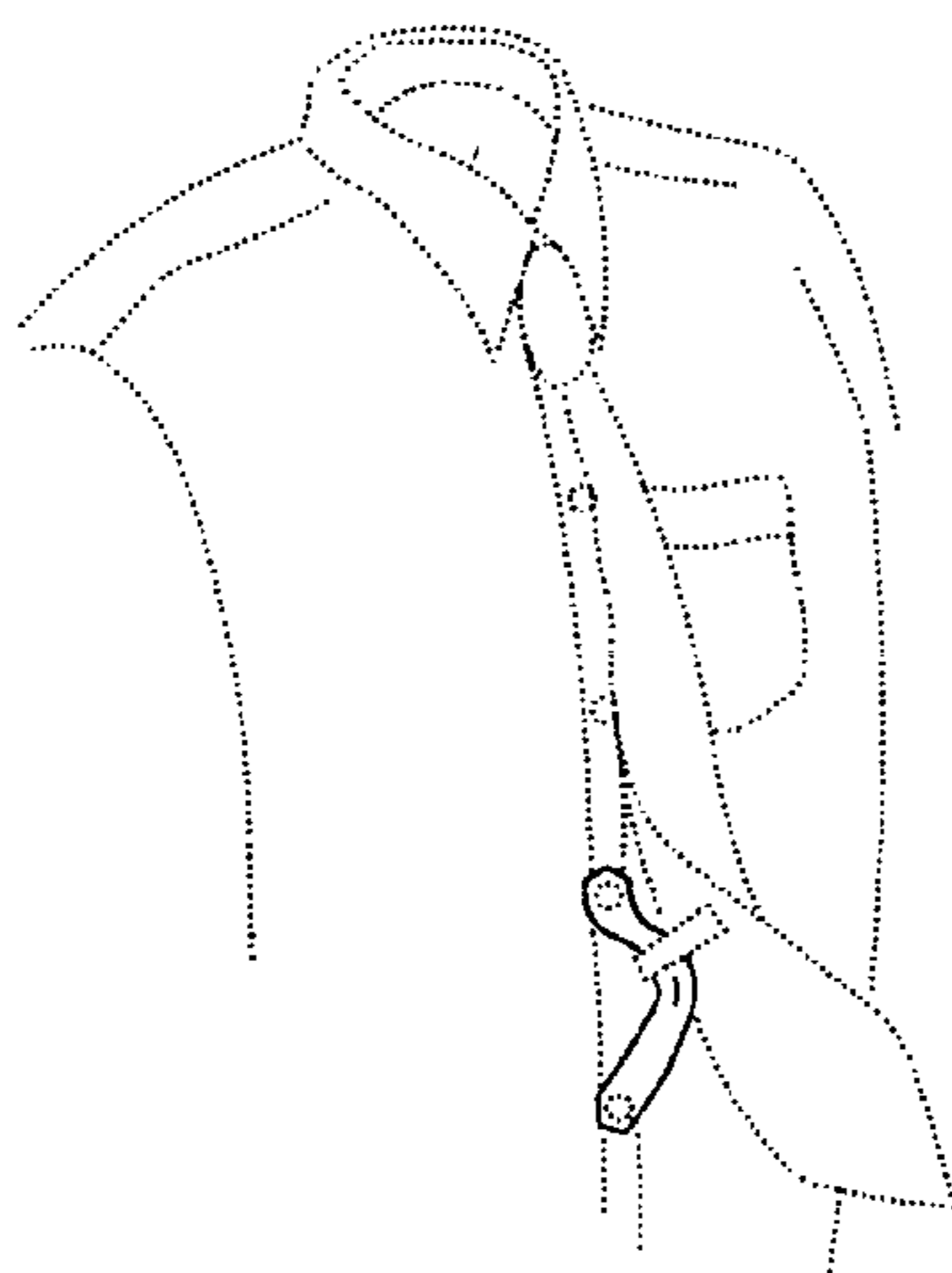
FIG. 5 is a left side elevation view of the invention disclosed in FIGS. 1 and 2, the right side elevation view being the same;

FIG. 6 is a frontal elevation view of a necktie holder disclosing a second embodiment of the design of the present invention, the rear elevation view being the same as the frontal view and the top/bottom plan views and left/right side views being the same as FIG. 4 and FIG. 5, respectively; and,

FIG. 7 is a frontal elevation view of a necktie holder disclosing a third embodiment of the design of the present invention, the rear elevation view being the same as the frontal view and the top/bottom plan views and left/right side views being the same as FIG. 4 and FIG. 5, respectively.

The broken line showing of a shirt in FIG. 1 and of a shirt and tie in FIG. 2 is for illustrative purposes only and forms no part of the claimed design.

1 Claim, 3 Drawing Sheets



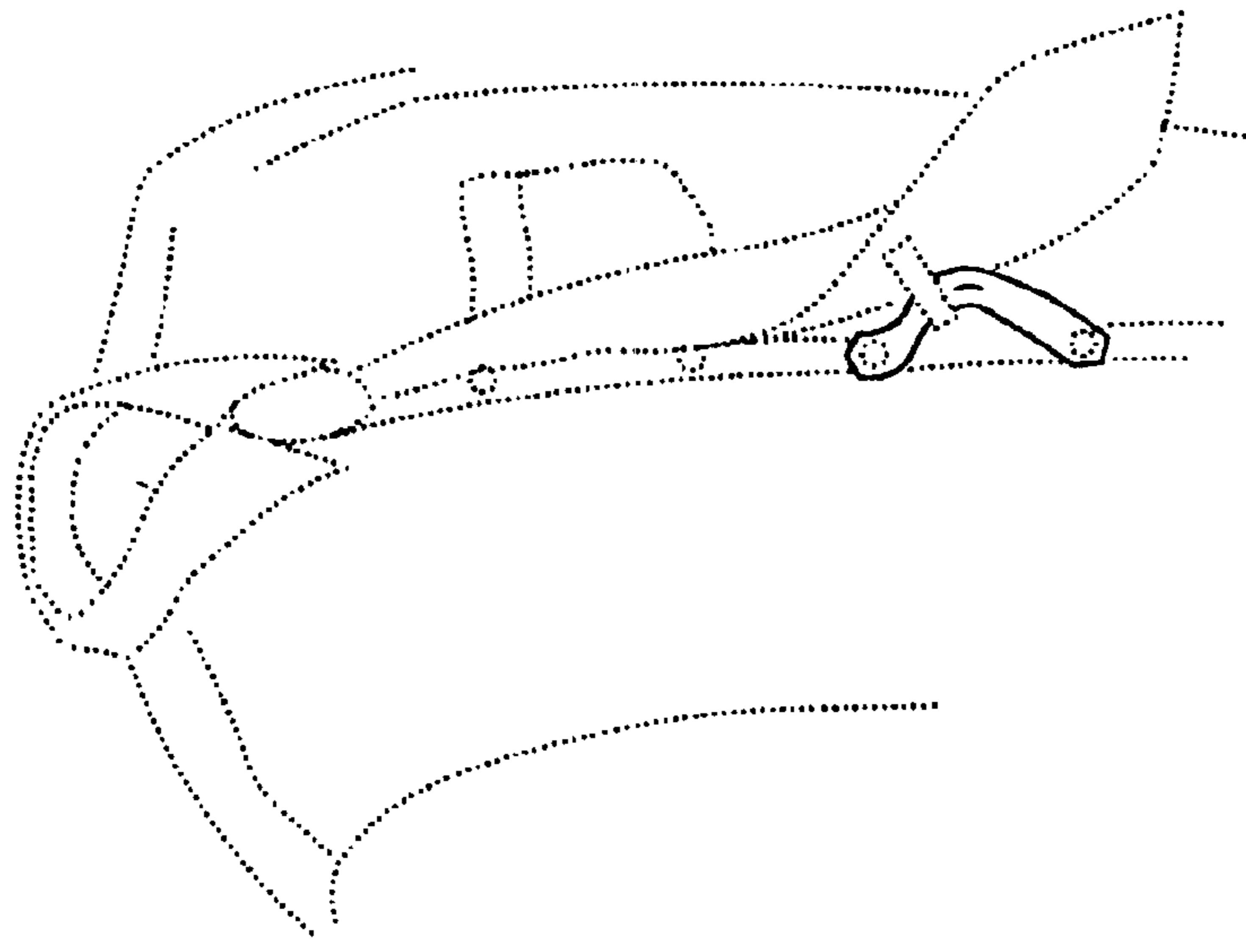


FIG. 2

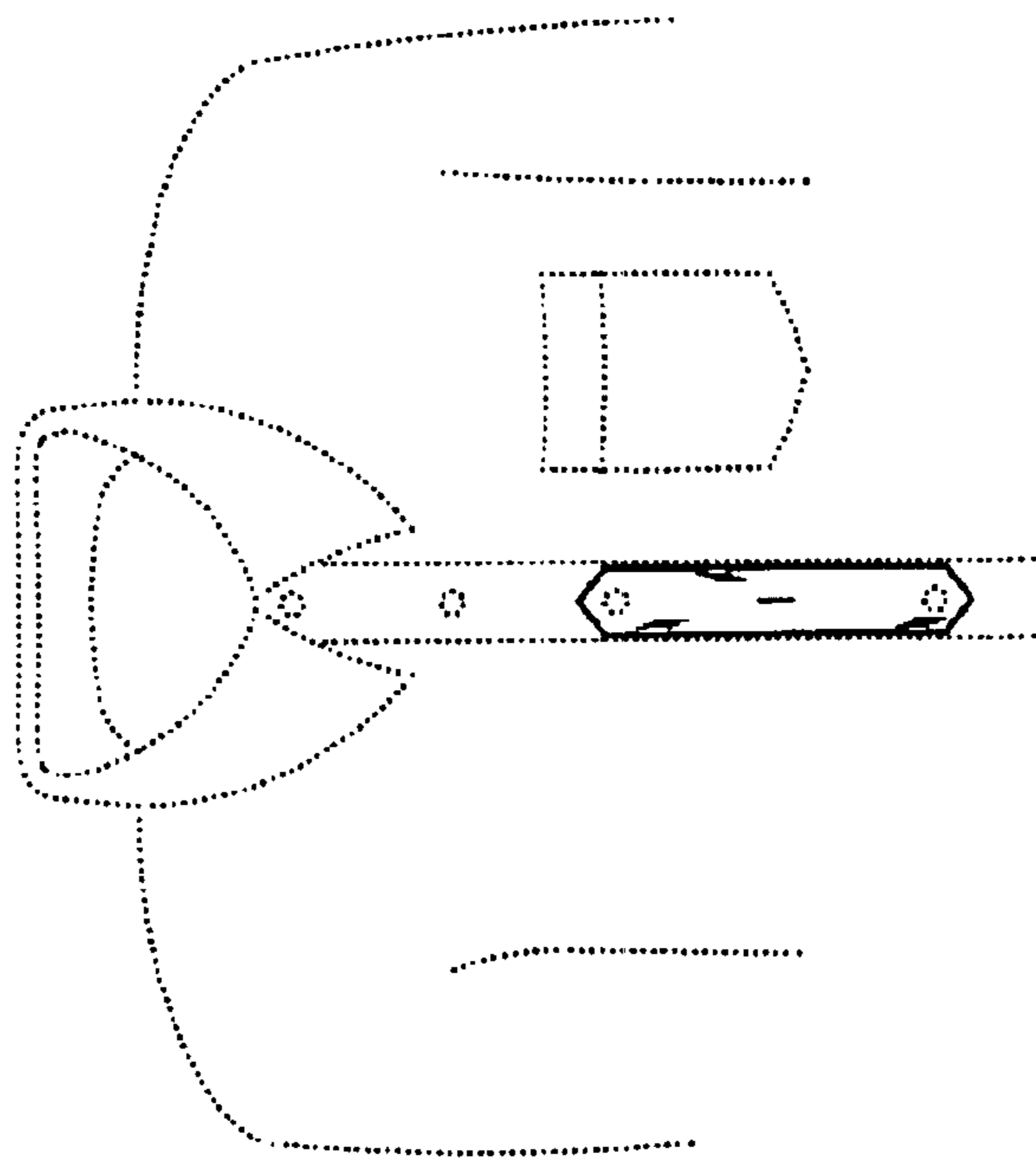


FIG. 1




FIG. 3



FIG. 4

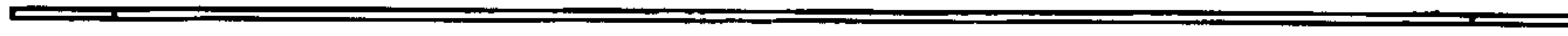


FIG. 5

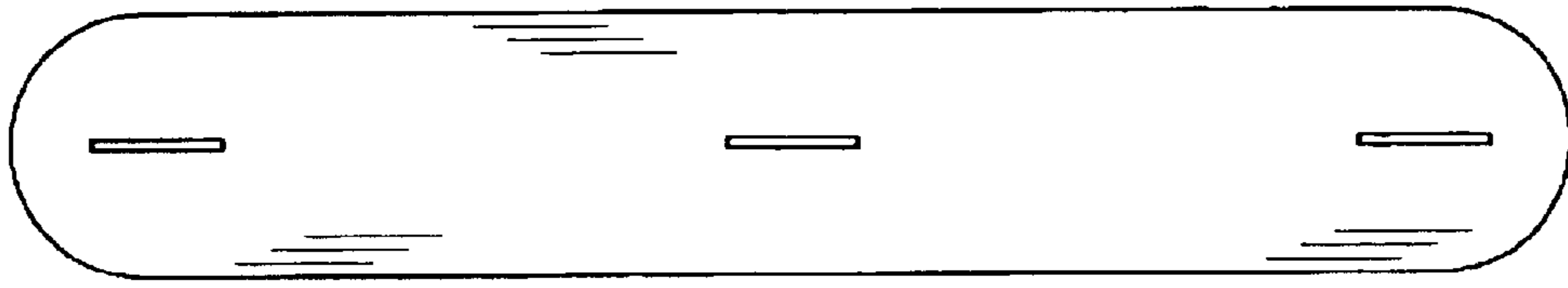


FIG. 7




FIG. 6