



US00D490210S

(12) **United States Design Patent**  
**Stoll et al.**

(10) **Patent No.:** **US D490,210 S**

(45) **Date of Patent:** **\*\* May 18, 2004**

(54) **MAILBOX**

(76) Inventors: **Stephen Stoll**, 706 Millstone, Rochester Hills, MI (US) 48309; **Wayne Summerhill**, 6620 Austin Peay Hwy., Arlington, TN (US) 38002

(\*\*) Term: **14 Years**

(21) Appl. No.: **29/191,489**

(22) Filed: **Oct. 8, 2003**

(51) **LOC (7) Cl.** ..... **99-00**

(52) **U.S. Cl.** ..... **D99/32**

(58) **Field of Search** ..... D99/29, 30, 31,  
D99/32, 33; 232/17, 19, 24, 32, 38; D25/35,  
61

(56) **References Cited**

**U.S. PATENT DOCUMENTS**

D70,163 S \* 5/1926 Dobbins ..... D99/32  
D110,430 S \* 7/1938 Geis ..... D99/32

D172,997 S \* 9/1954 Stallings ..... D99/32  
D176,992 S \* 2/1956 Moore ..... D99/32  
D485,044 S \* 1/2004 Stoll et al. .... D99/30

\* cited by examiner

*Primary Examiner*—Paula A. Greene

(74) *Attorney, Agent, or Firm*—Clark Hill PLC


(57) **CLAIM**

The ornamental design for a mailbox, as shown and described.

**DESCRIPTION**

FIG. 1 is a perspective view of a mailbox detailing my new design;  
FIG. 2 is a right-side view thereof;  
FIG. 3 is a front thereof;  
FIG. 4 is a rear view thereof;  
FIG. 5 is a left-side thereof; and,  
FIG. 6 is a top view thereof.

**1 Claim, 3 Drawing Sheets**



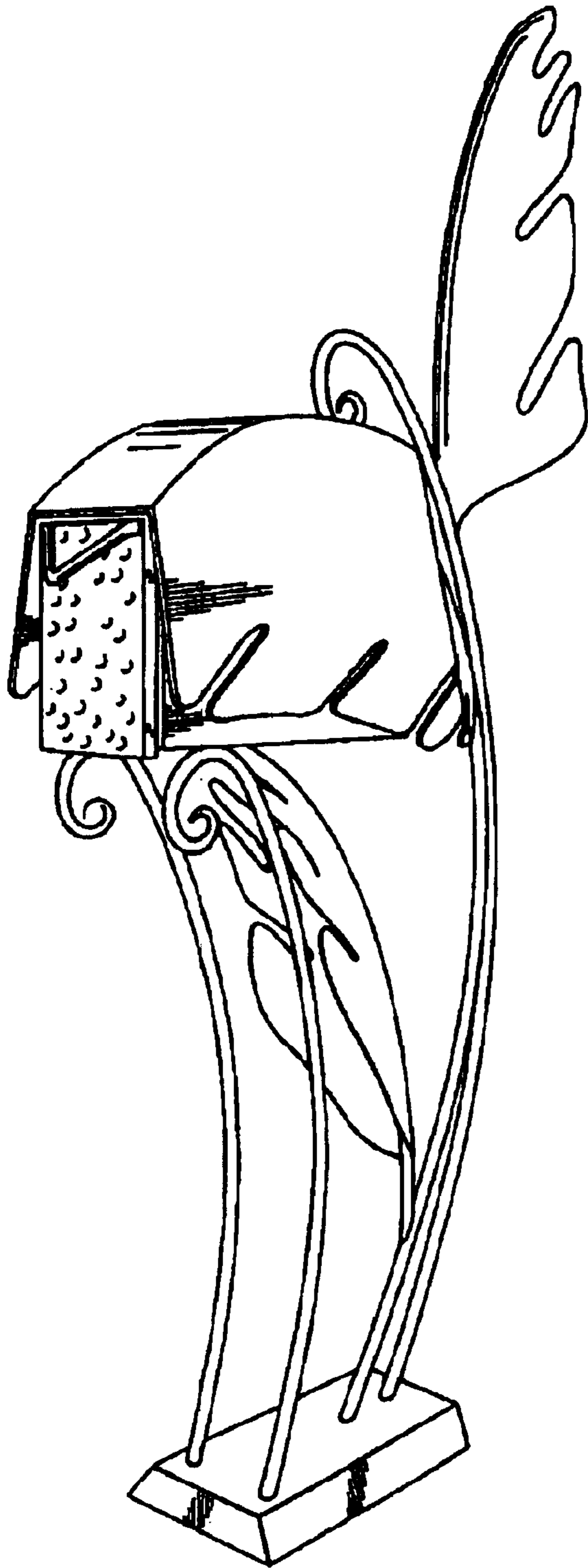


FIG. 1

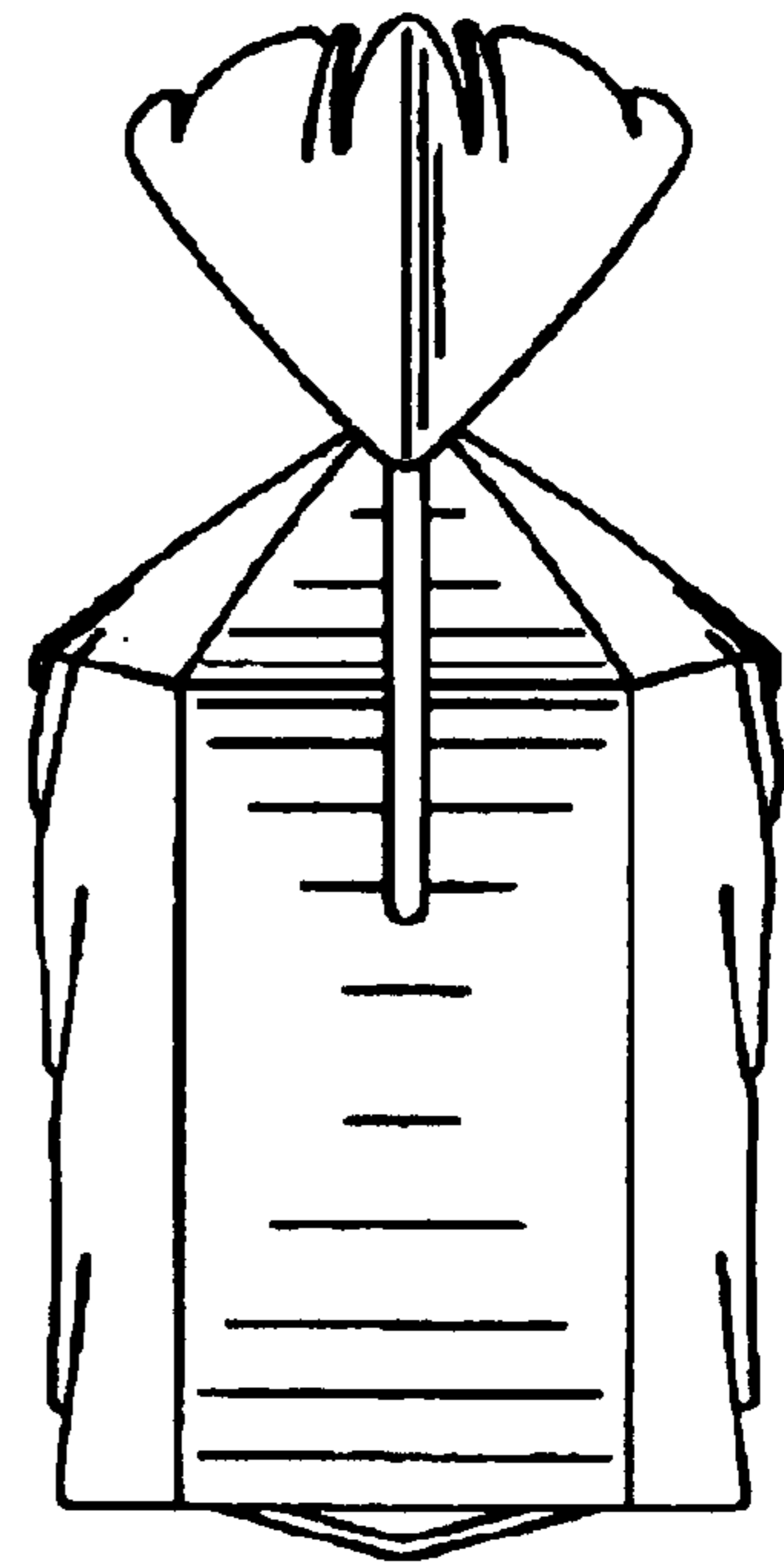


FIG. 6




FIG. 2

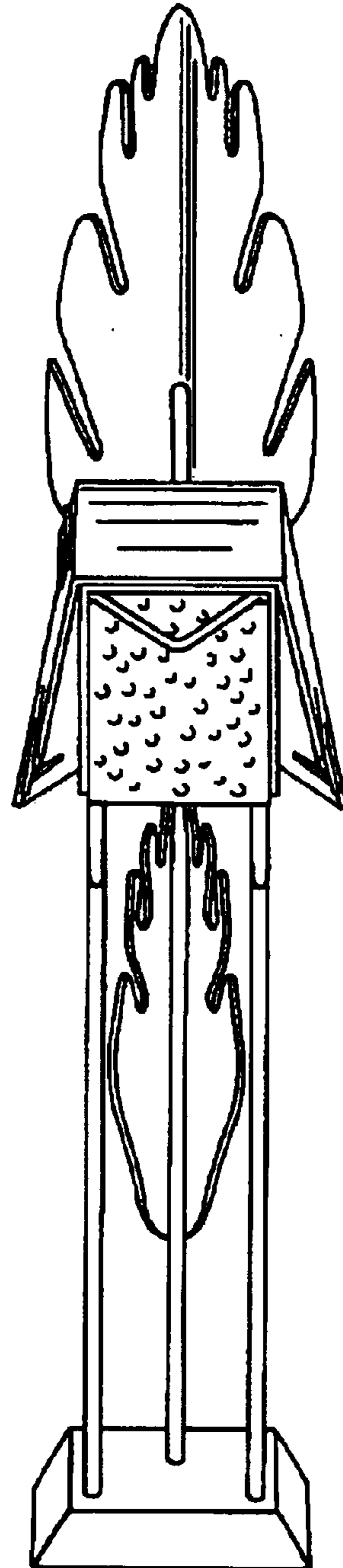


FIG. 3

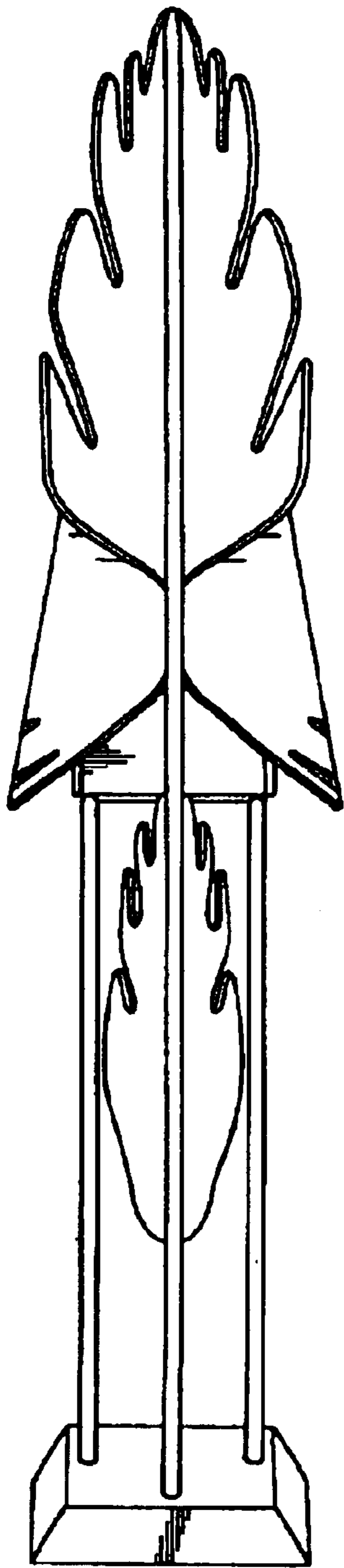


FIG. 4

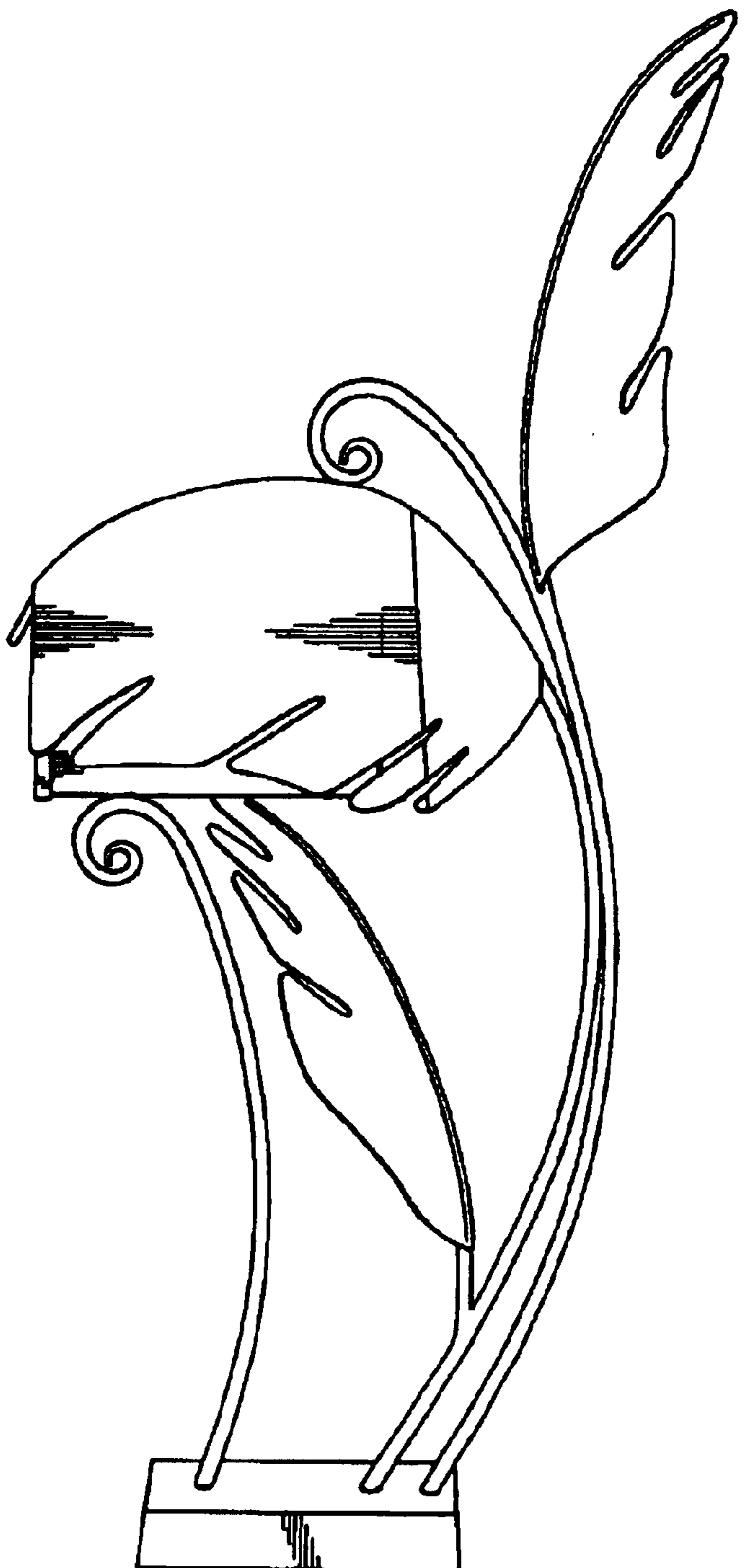


FIG. 5