



US00D490203S

(12) **United States Design Patent**
Miyoshi

(10) **Patent No.:** **US D490,203 S**

(45) **Date of Patent:** **** May 18, 2004**

(54) **HOIST FOR AN ELEVATOR**

(75) Inventor: **Hiroyuki Miyoshi, Tsu (JP)**

(73) Assignee: **Teijin Seiki Co., Ltd. (JP)**

(**) Term: **14 Years**

(21) Appl. No.: **29/178,779**

(22) Filed: **Mar. 31, 2003**

(30) **Foreign Application Priority Data**

Oct. 4, 2002 (JP) 2002-027266

(51) **LOC (7) Cl.** **12-05**

(52) **U.S. Cl.** **D34/33**

(58) **Field of Search** D34/28, 33; 294/74;
254/333, 356, 369, 371, 376, 218, 217

(56) **References Cited**

U.S. PATENT DOCUMENTS

2,297,894 A	*	10/1942	Joy	254/345
4,706,940 A	*	11/1987	Harig	254/333
D298,078 S	*	10/1988	Stoker	D34/33
D298,979 S	*	12/1988	Row	D34/33
D313,299 S	*	12/1990	Tupper	D34/33
D318,941 S	*	8/1991	Avery	D34/33
5,082,248 A	*	1/1992	Harig	254/333
D388,928 S	*	1/1998	Kuryu	D34/33
5,957,433 A	*	9/1999	Fujikawa et al.	254/371
6,237,502 B1	*	5/2001	Van Damme	104/173.1

OTHER PUBLICATIONS

Esku Aulanko, Elevator Machinery and Its Installation, Patent Application of Japan (with English translation of Abstract), 8-40676, Feb. 13, 1996.

Esko Aulanko, Elevator Machinery and Its Installation, Patent Application of Europe, EP 0688735, Dec. 27, 1995. Hoisting Machine Device for Elevator, Patent Application of Japan (with English translation of Abstract), 2001-294385, Oct. 23, 2001.

* cited by examiner

Primary Examiner—Cynthia E. Ramirez

(74) *Attorney, Agent, or Firm*—Siadman DesignLaw Group

(57) **CLAIM**

The ornamental design for a hoist for an elevator, as shown and described.

DESCRIPTION

FIG. 1 is a front perspective view of a hoist for elevator showing my new design;

FIG. 2 is a front view;

FIG. 3 is a rear view;

FIG. 4 is left side elevational view, the right side elevational view being a mirror image of the left side elevational view;

FIG. 5 is a top plan view;

FIG. 6 is a bottom plan view; and,

FIG. 7 is a sectional view taken along line 7—7 in FIG. 2.

1 Claim, 5 Drawing Sheets

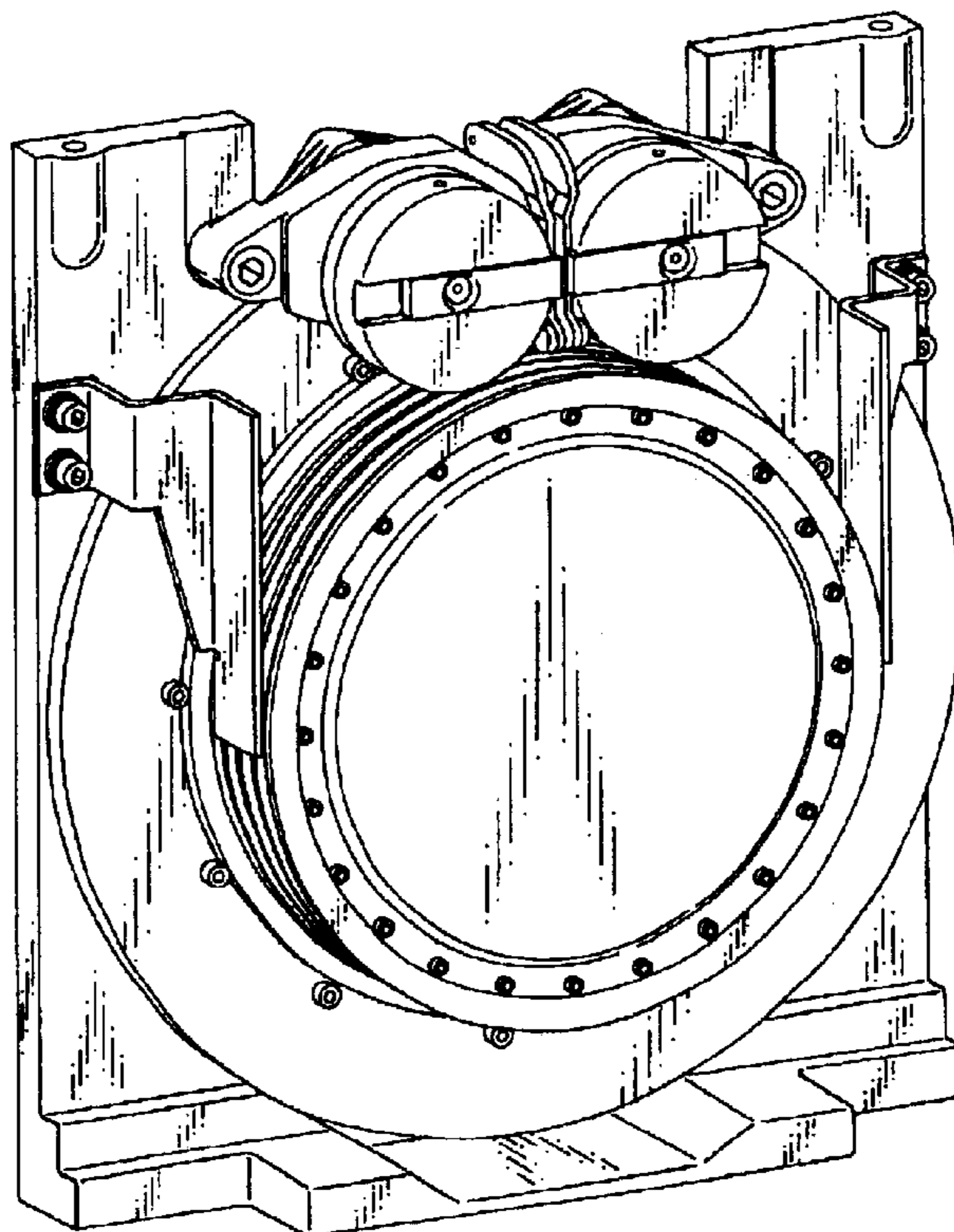


Fig. 1

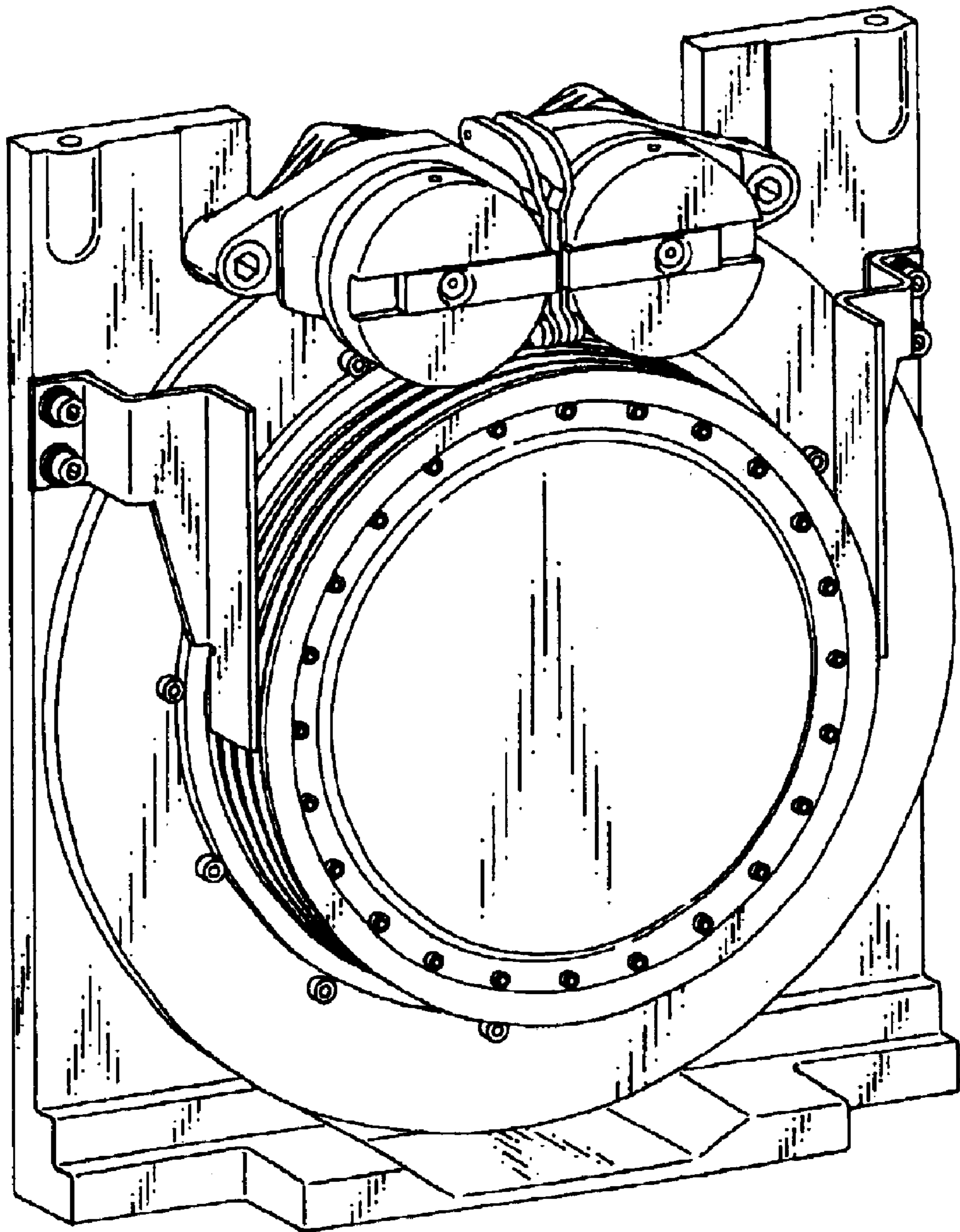


Fig.2

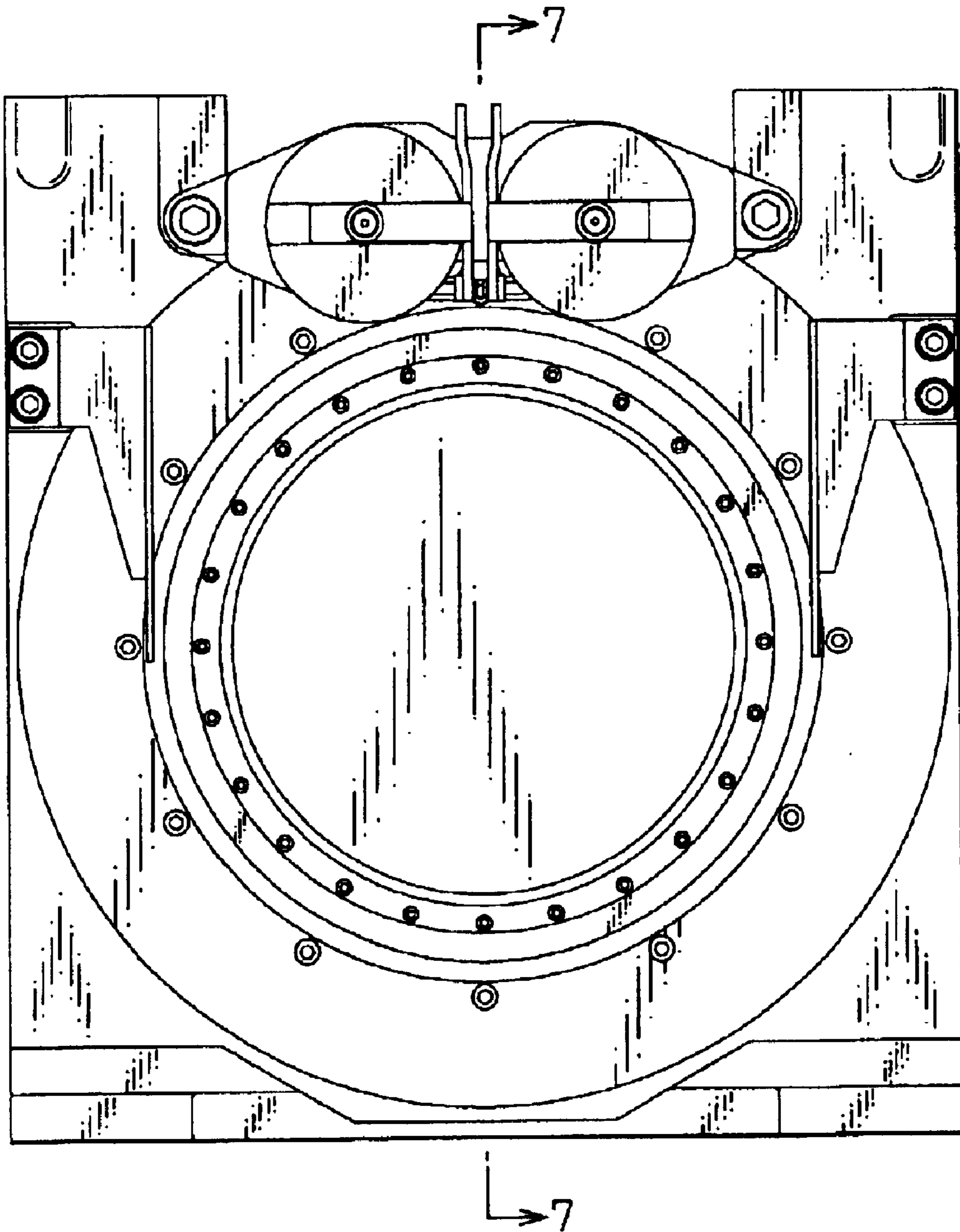


Fig.3

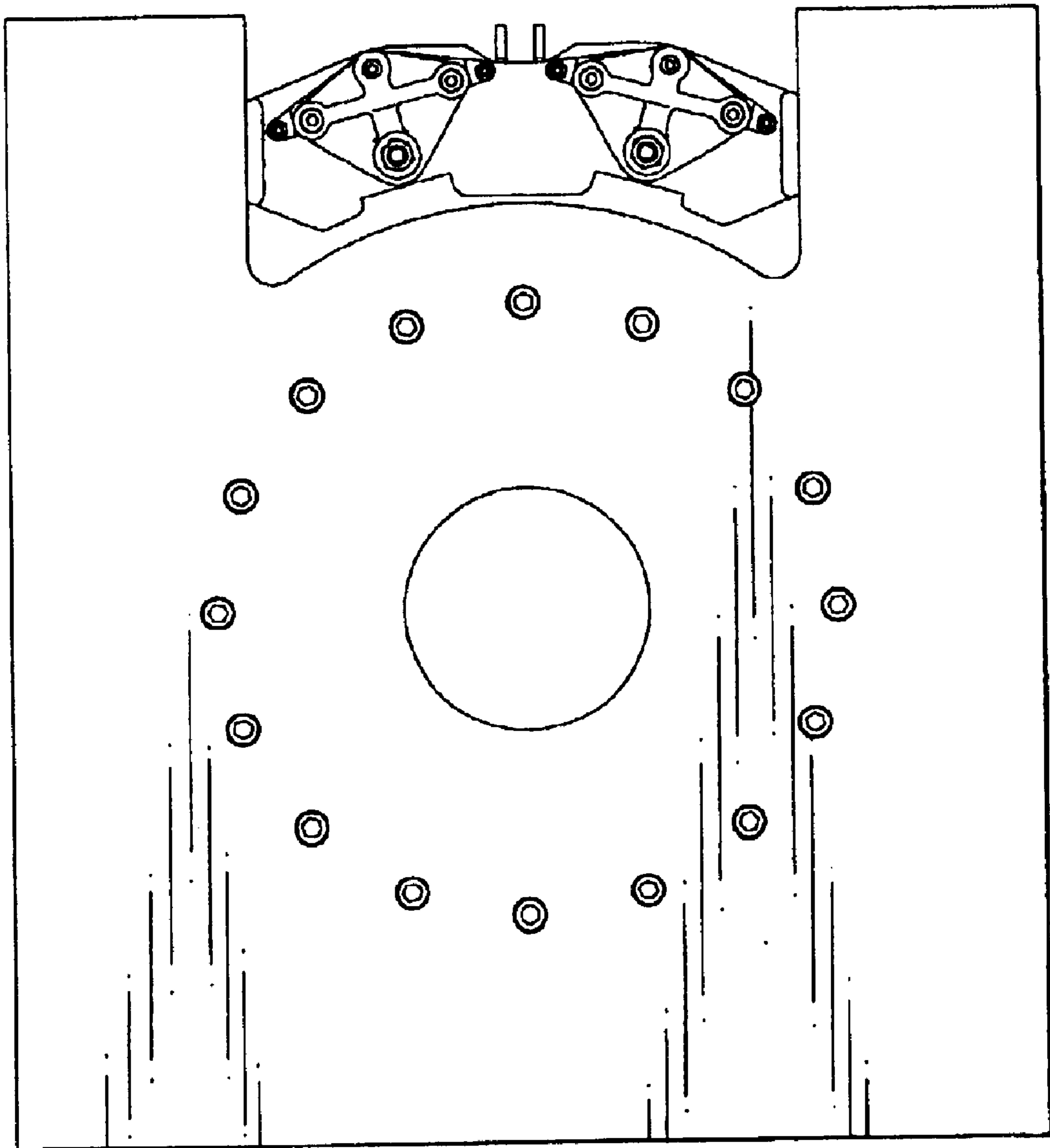


Fig.4

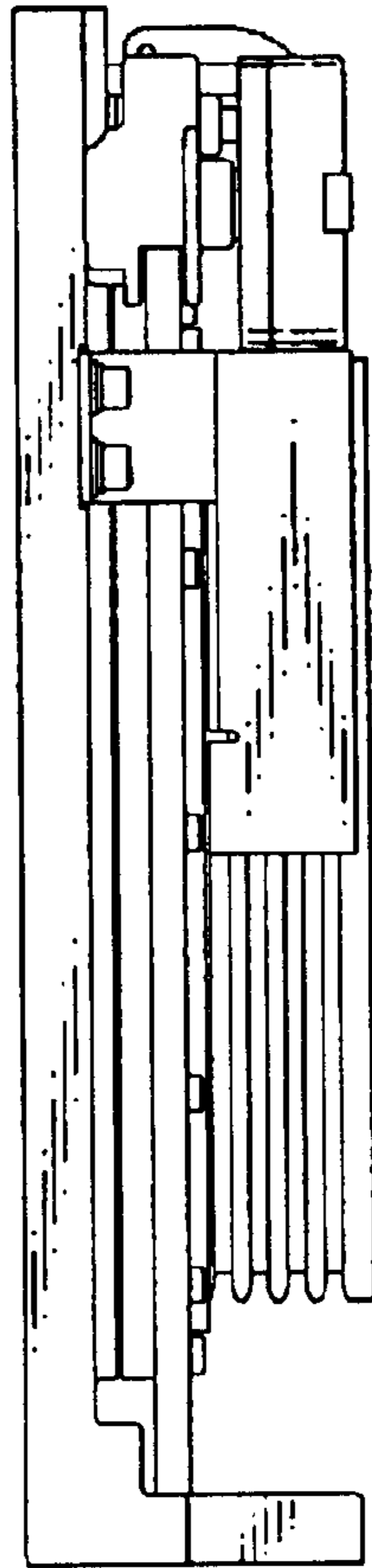


Fig.5

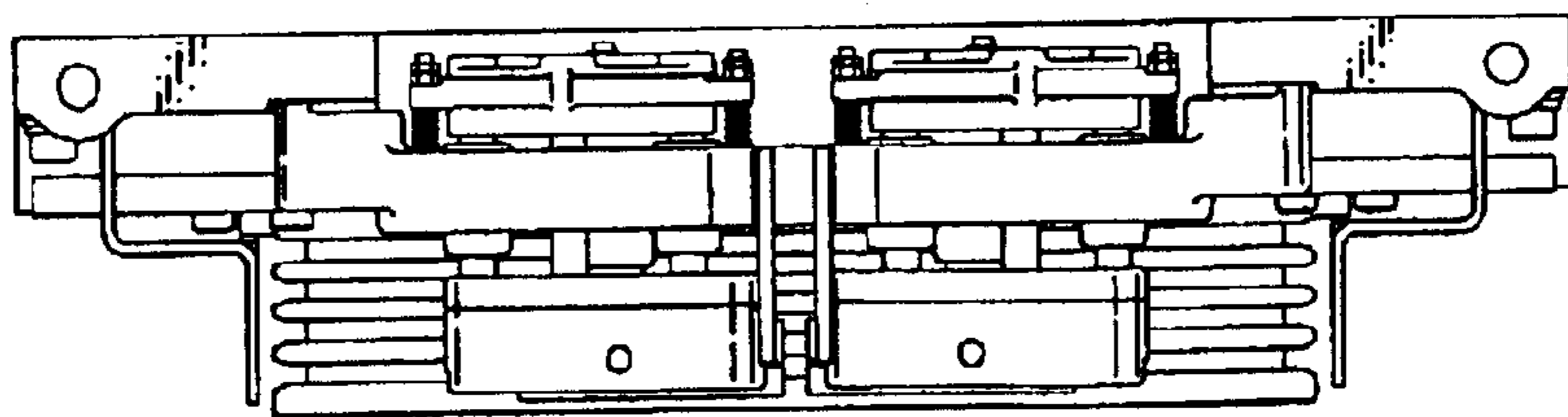


Fig.6

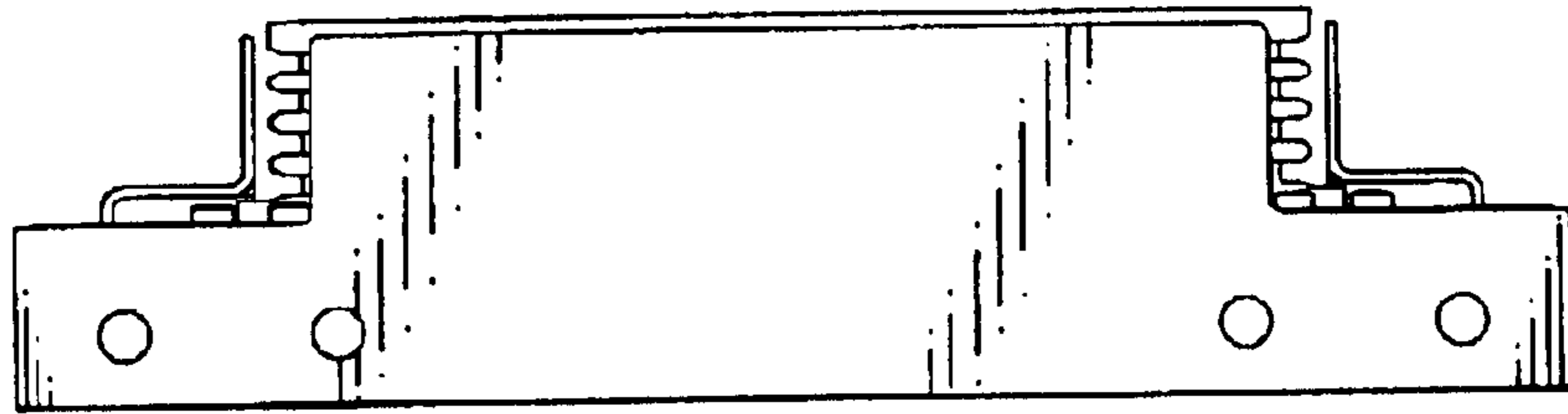


Fig.7

