



US00D490202S

(12) **United States Design Patent**
Jamison

(10) **Patent No.:** **US D490,202 S**

(45) **Date of Patent:** **** May 18, 2004**

(54) **PORTABLE RAMP WITH PAD AND STABILIZERS**

(76) **Inventor:** **Donald Lester Jamison**, 26 Deer Rd., Fawn Grove, PA (US) 17321

(**) **Term:** **14 Years**

(21) **Appl. No.:** **29/158,023**

(22) **Filed:** **Mar. 27, 2002**

(51) **LOC (7) Cl.** **12-05**

(52) **U.S. Cl.** **D34/32**

(58) **Field of Search** D34/32, 28, 35; D8/71; 414/537, 228, 229; 254/88, 94, 133 A

(56) **References Cited**

U.S. PATENT DOCUMENTS

4,050,403 A	*	9/1977	Miller	254/88
4,421,300 A	*	12/1983	Lundman	254/88
4,900,217 A	*	2/1990	Nelson	414/537
D314,850 S	*	2/1991	Arnold	D34/32
5,033,146 A	*	7/1991	Fogarty et al.	14/69.5
5,400,846 A	*	3/1995	Bowman	152/213 R

5,570,989 A	*	11/1996	Belanger	414/537
D388,927 S	*	1/1998	Morgan	D34/32
D401,601 S	*	11/1998	Kalpagian	D15/150
6,439,543 B1	*	8/2002	Peckham	254/88
6,517,051 B1	*	2/2003	Cavanaugh	254/88
6,564,414 B1	*	5/2003	Jamison	14/69.5

* cited by examiner

Primary Examiner—Cynthia E. Ramirez

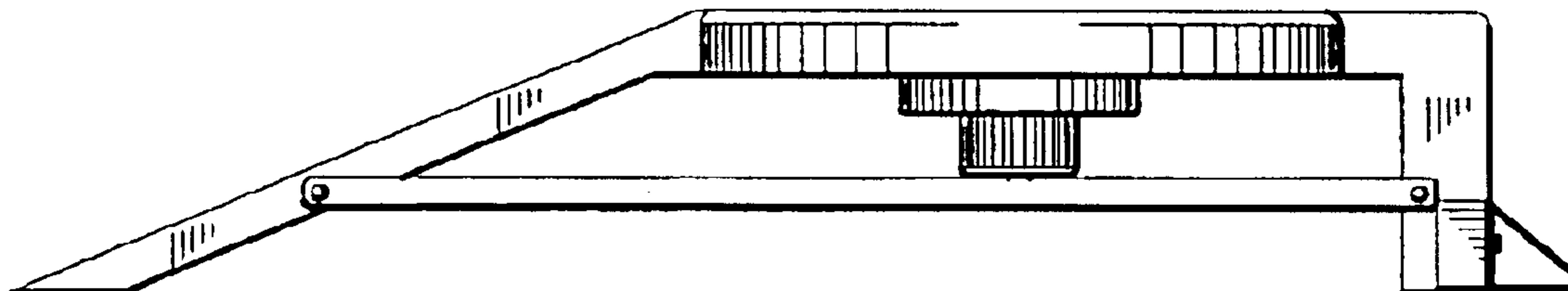
(57) **CLAIM**

The ornamental design for a portable ramp with pad and stabilizers, as shown and described.

DESCRIPTION

FIG. 1 is a top plan view of the portable ramp with pad and stabilizers showing the first embodiment of my design; FIG. 2 is a right elevation view, the left being a mirror image thereof; FIG. 3 is a right elevation view of a second embodiment, the left being a mirror image thereof; FIG. 4 is a front elevation view thereof; and, FIG. 5 is a rear elevation view thereof.

1 Claim, 2 Drawing Sheets



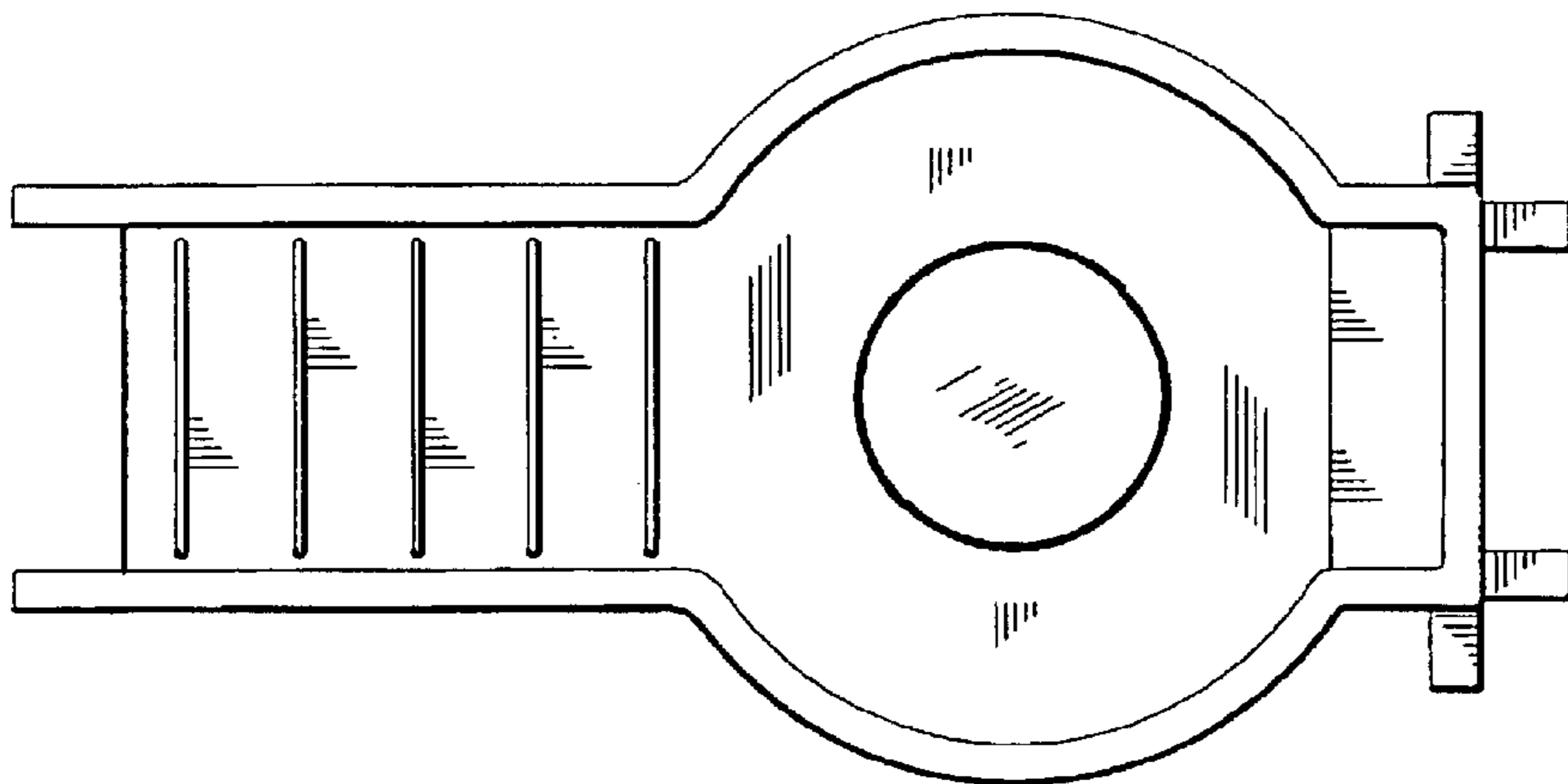


Fig. 1

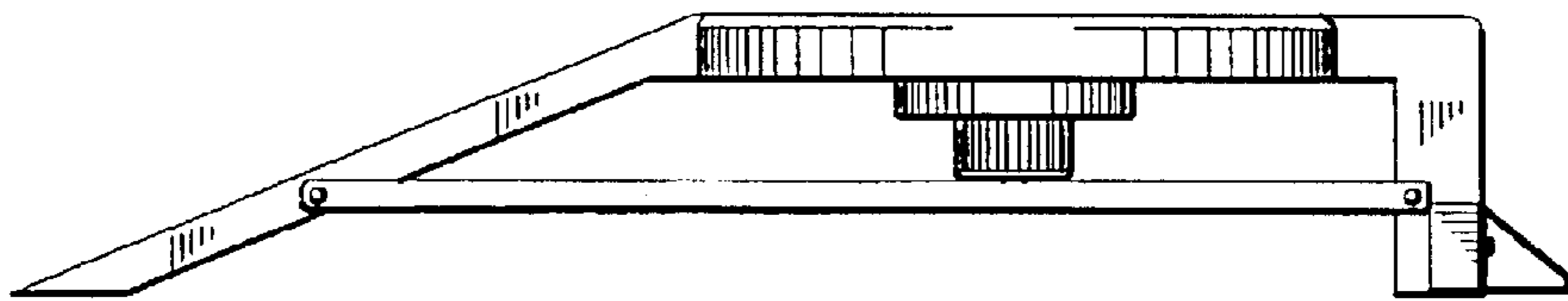


Fig. 2

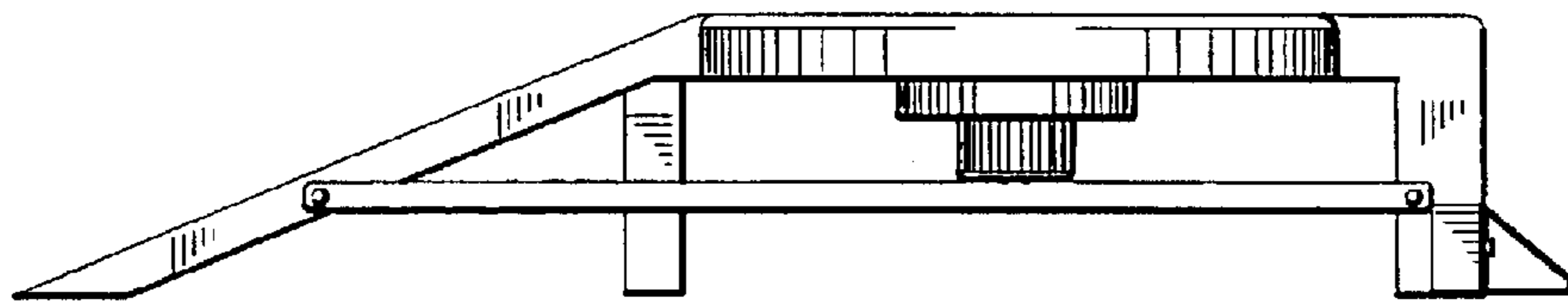


Fig. 3




Fig. 4

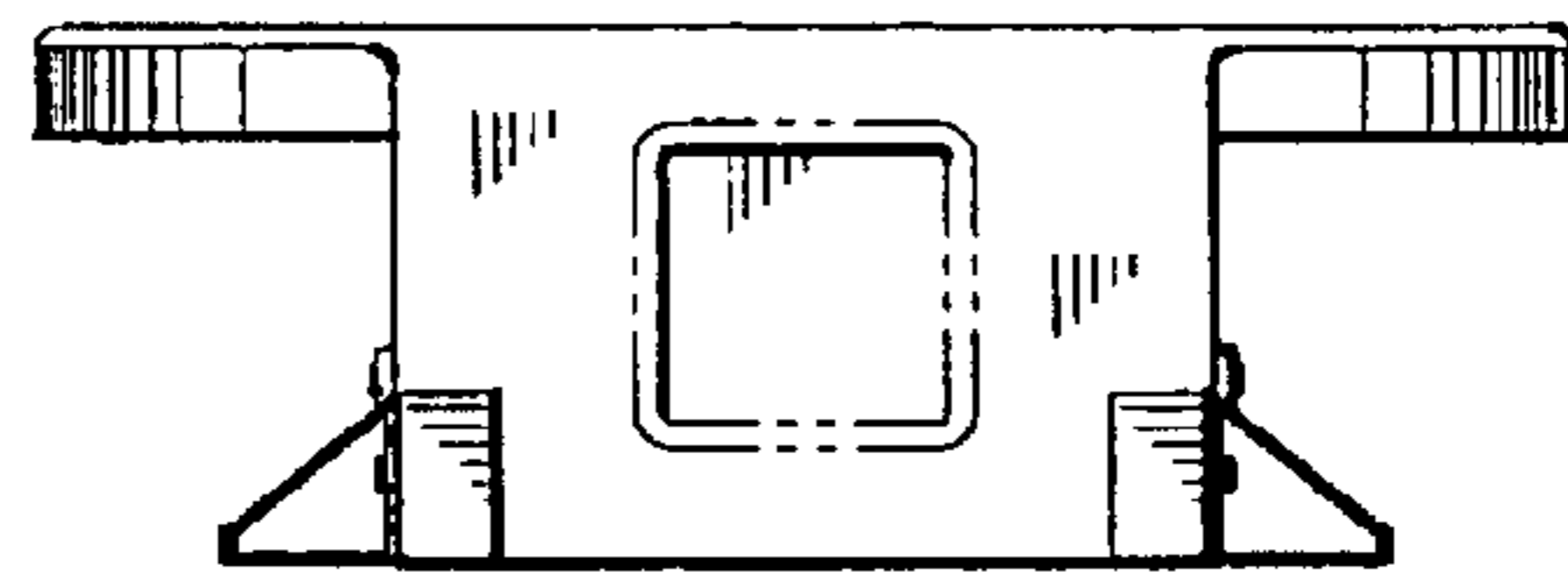


Fig. 5