



US00D490160S

(12) **United States Design Patent**  
**Sorensen**

(10) **Patent No.:** **US D490,160 S**

(45) **Date of Patent:** **\*\* May 18, 2004**

(54) **MORTAR**

(75) Inventor: **Jens Sorensen**, Gislaved (SE)

(73) Assignee: **Linden International AB** (SE)

(\*\*) Term: **14 Years**

(21) Appl. No.: **29/175,962**

(22) Filed: **Feb. 13, 2003**

(30) **Foreign Application Priority Data**

Aug. 15, 2002 (SE) ..... 02-1196

(51) **LOC (7) Cl.** ..... **24-02**

(52) **U.S. Cl.** ..... **D24/220**

(58) **Field of Search** ..... D24/220; 366/1,  
366/341; 241/199, 285.1, 299

(56) **References Cited**

**U.S. PATENT DOCUMENTS**

365,021 A \* 6/1887 Purdy ..... 241/285.1  
507,410 A \* 10/1893 Brashear ..... 241/299

D50,471 S \* 3/1917 Grier ..... D24/220  
D231,923 S \* 6/1974 Johnsrud et al. .... D24/220

\* cited by examiner

*Primary Examiner*—Stella Reid

(74) *Attorney, Agent, or Firm*—Bachman & LaPointe

(57) **CLAIM**

The ornamental design for a mortar, as shown.

**DESCRIPTION**

The patent or application file contains at least one drawing executed in color. Copies of this patent or patent application publication with colored drawing(s) will be provided by the office upon request and payment of the necessary fee.

FIG. 1 is a top plan view of a mortar, showing my new design;

FIG. 2 is a side view thereof;

FIG. 3 is a top perspective view thereof; and,


FIG. 4 is a bottom perspective view thereof.

**1 Claim, 2 Drawing Sheets**


**(2 of 2 Drawing Sheet(s) Filed in Color)**







*FIG. 1*




*FIG. 2*





*FIG. 3*



*FIG. 4*