



US00D490151S

(12) **United States Design Patent**  
**Hawley et al.**

(10) **Patent No.:** **US D490,151 S**  
(45) **Date of Patent:** **\*\* May 18, 2004**

(54) **MEDICAL DEVICE FOR INJECTING FLUID  
MEDICAMENTS**

(75) Inventors: **Miles Hawley**, London (GB); **Stephen  
Sayers**, Buckinghamshire (GB)

(73) Assignee: **Aventis Pharma Deutschland GmbH**  
(DE)

(\*\*) Term: **14 Years**

(21) Appl. No.: **29/167,007**

(22) Filed: **Sep. 9, 2002**

(30) **Foreign Application Priority Data**

Mar. 9, 2002 (DE) ..... 4 02 02 271

(51) **LOC (7) Cl.** ..... **24-02**

(52) **U.S. Cl.** ..... **D24/114; D24/113; D24/112;**  
D19/51

(58) **Field of Search** ..... D24/114, 112,  
D24/113; D19/43, 51, 55, 56; 604/157,  
207, 208, 211, 232, 218, 187

(56) **References Cited**

**U.S. PATENT DOCUMENTS**

D368,961 S	4/1996	Himbert et al.
5,728,074 A	3/1998	Castellano et al.
D407,487 S	3/1999	Greubel et al.
D418,163 S	12/1999	Rosen
6,001,089 A	12/1999	Burroughs et al.
6,048,336 A	4/2000	Gabriel

D426,299 S	*	6/2000	Bydlon et al.	.....	D24/112
6,192,891 B1		2/2001	Gravel et al.		
6,221,046 B1		4/2001	Burroughs et al.		
6,277,099 B1		8/2001	Strowe et al.		
D453,569 S		2/2002	Himbert		
D460,484 S		7/2002	Bianco, Jr.		
6,419,661 B1	*	7/2002	Kuhr et al.	.....	604/207
D462,760 S	*	9/2002	Ahlgrim et al.	.....	D24/114
D473,590 S		4/2003	Mittersinker		

\* cited by examiner

*Primary Examiner*—Ian Simmons

(74) *Attorney, Agent, or Firm*—Finnegan, Henderson,  
Farabow, Garrett & Dunner, LLP

(57) **CLAIM**

The ornamental design for the medical device for injecting  
fluid medicaments, as shown and described.

**DESCRIPTION**

FIG. 1 is a right-side view of a medical device for insecting  
fluid medicaments of our new design, the left side view  
being a mirror image thereof;

FIG. 2 is a right-side view of our new design, with an end  
cap removed, the portion of the device shown in dashed lines  
forming no part of the claimed design;

FIG. 3 is a front view of our new design;

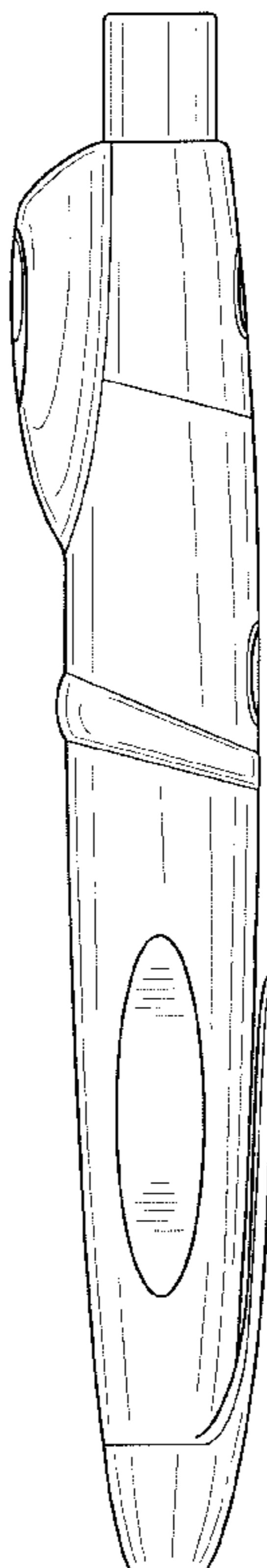
FIG. 4 is a rear view of our new design;

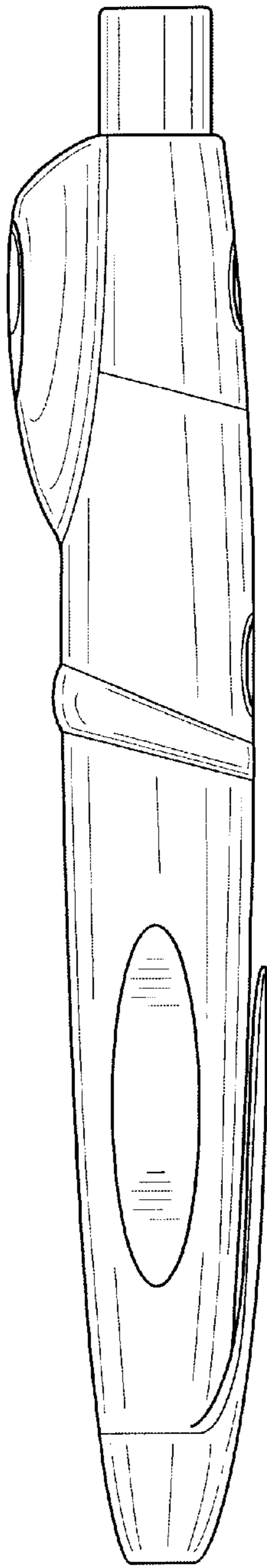
FIG. 5 is a front-perspective view of our new design;

FIG. 6 is a top view of our new design; and,

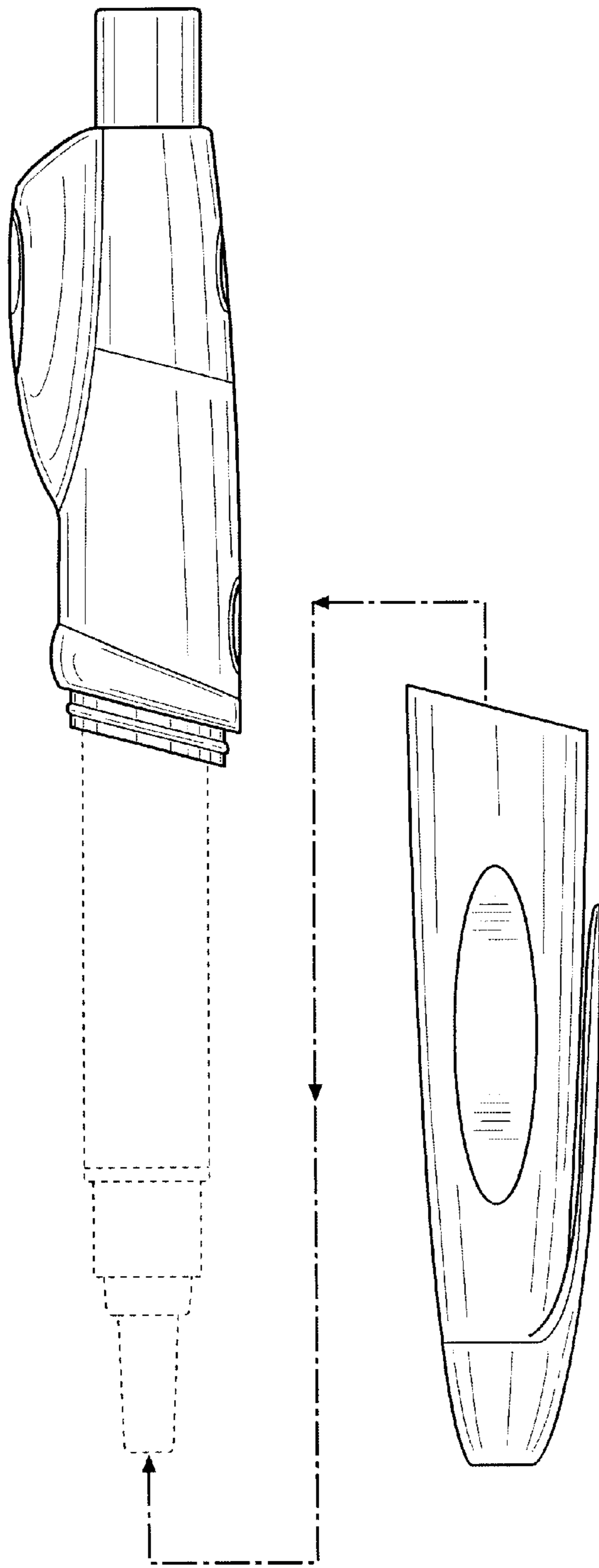
FIG. 7 is a bottom view of our new design.

**1 Claim, 6 Drawing Sheets**






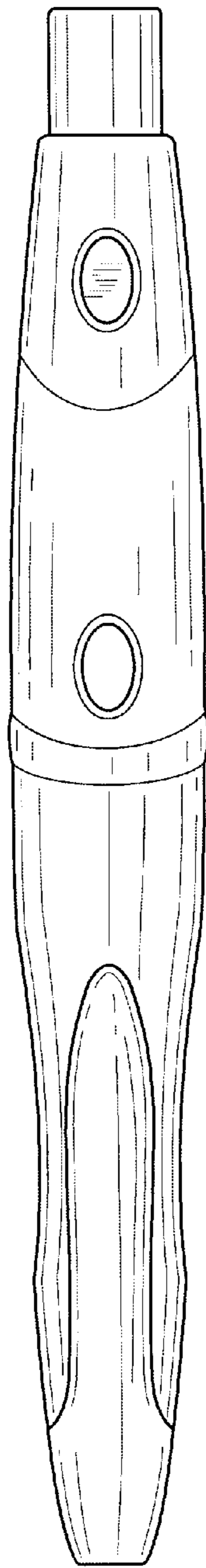
**FIG. 1**




**FIG. 2**



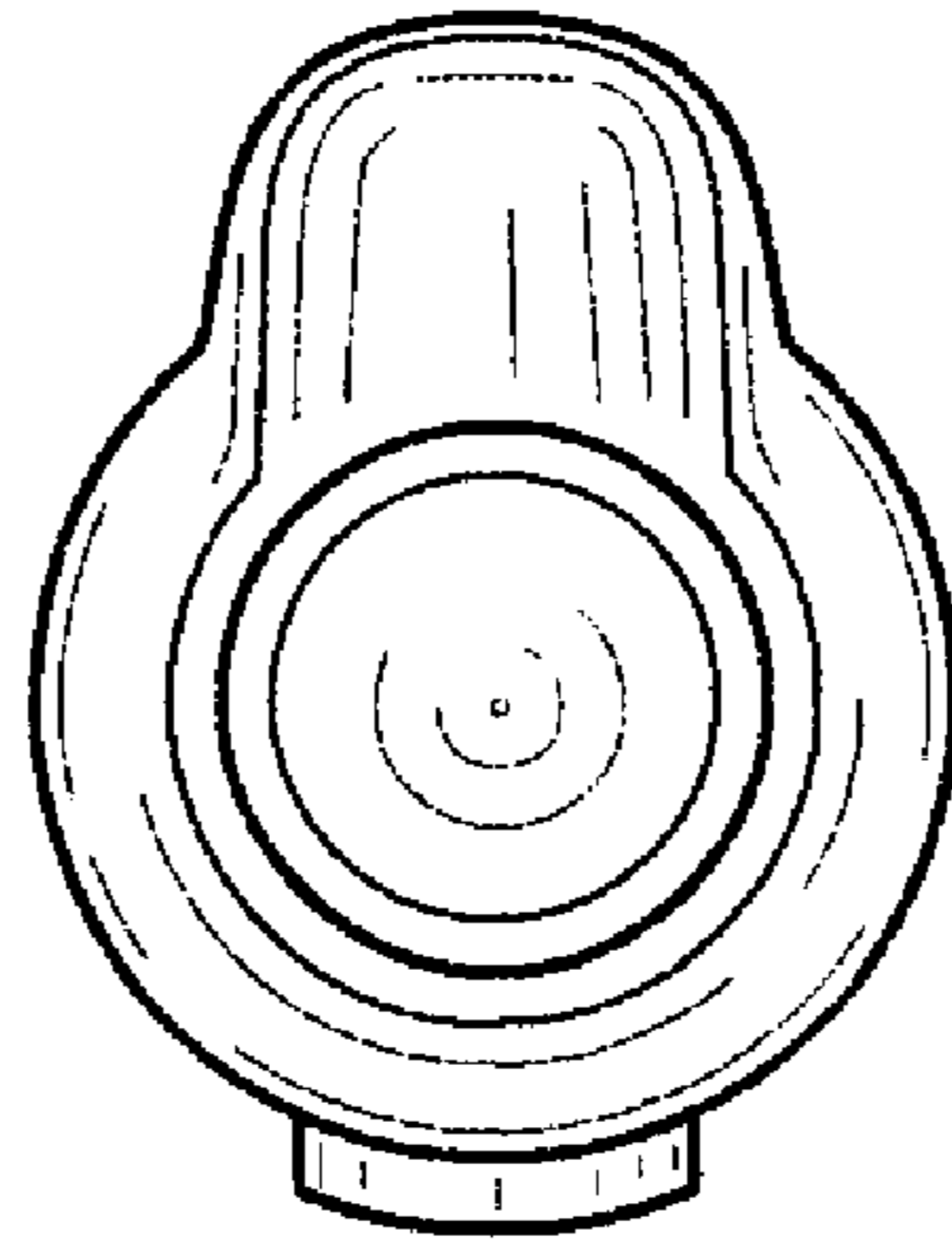
**FIG. 3**



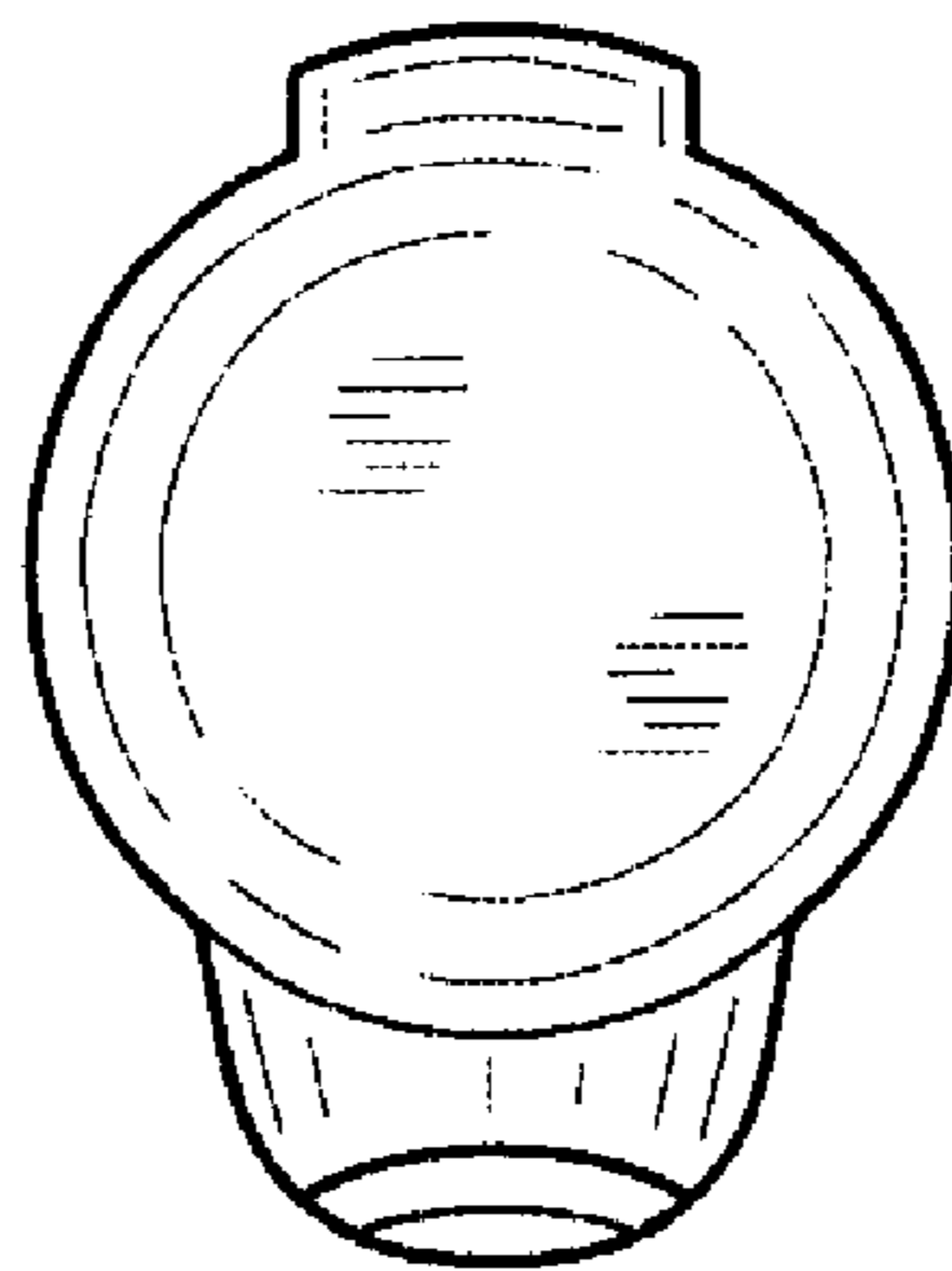
**FIG. 4**



**FIG. 5**



**FIG. 6**



**FIG. 7**