



US00D490150S

(12) **United States Design Patent**  
**Hawley et al.**

(10) **Patent No.:** **US D490,150 S**

(45) **Date of Patent:** **\*\* May 18, 2004**

(54) **MEDICAL DEVICE FOR THE INJECTION OF FLUID MEDICAMENTS**

(75) **Inventors:** **Miles Hawley, London (GB); Stephens Sayers, Buckinghamshire (GB)**

(73) **Assignee:** **Aventis Pharma Deutschland GmbH, Frankfurt am Main (DE)**

(\*\*) **Term:** **14 Years**

(21) **Appl. No.:** **29/166,998**

(22) **Filed:** **Sep. 9, 2002**

(30) **Foreign Application Priority Data**

Mar. 9, 2002 (DE) ..... 4 02 02 271

(51) **LOC (7) Cl.** ..... **24-02**

(52) **U.S. Cl.** ..... **D24/114; D19/51; D24/112**

(58) **Field of Search** ..... **D24/114, 113, D24/112; D19/43, 51, 55, 56; 604/157, 187, 207, 208, 232, 211, 218**

(56) **References Cited**

**U.S. PATENT DOCUMENTS**

D368,961 S	4/1996	Himbert et al.	
5,728,074 A	3/1998	Castellano et al.	
D407,487 S	3/1999	Greubel et al.	
D418,163 S	12/1999	Rosen	
6,001,089 A	12/1999	Burroughs et al.	
6,048,336 A	* 4/2000	Gabriel	604/211
D426,299 S	* 6/2000	Bydlon et al.	D24/112

6,192,891 B1	2/2001	Gravel et al.	
6,221,046 B1	* 4/2001	Burroughs et al.	604/208
6,277,099 B1	8/2001	Stowe et al.	
D453,569 S	2/2002	Himbert	
D460,484 S	7/2002	Bianco, Jr.	
6,419,661 B1	* 7/2002	Kuhr et al.	604/207
D462,760 S	* 9/2002	Ahlgrim et al.	D24/114
D473,590 S	4/2003	Mittersinker	

\* cited by examiner

*Primary Examiner*—Ian Simmons

(74) *Attorney, Agent, or Firm*—Finnegan, Henderson, Farabow, Garrett, & Dunner, L.L.P.

(57) **CLAIM**

The ornamental design for the medical device for the injection of fluid medicaments, as shown and described.

**DESCRIPTION**

FIG. 1 is a right side view of a medical device for the injection of fluid medicaments of our new design, the left side view being a mirror image thereof;

FIG. 2 is a right side view of our new design, with an end cap removed, the portion of the device shown in dashed lines forming no part of the claimed design;

FIG. 3 is a front view of our new design;

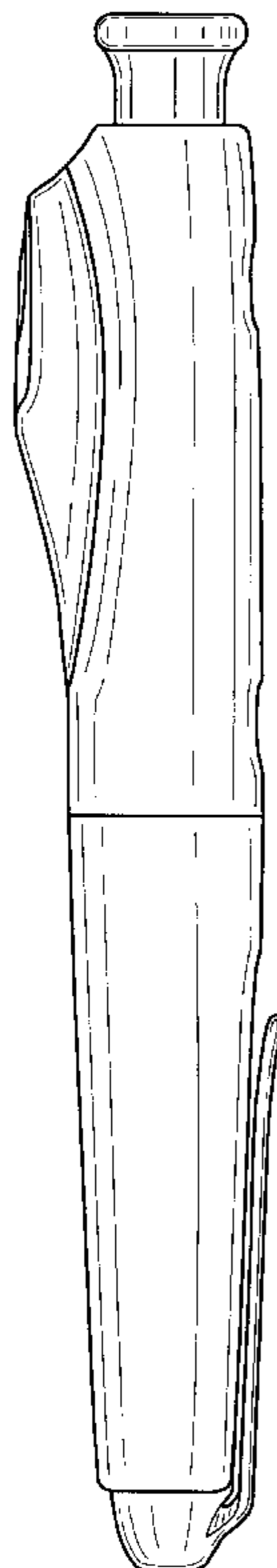
FIG. 4 is the rear view of our new design;

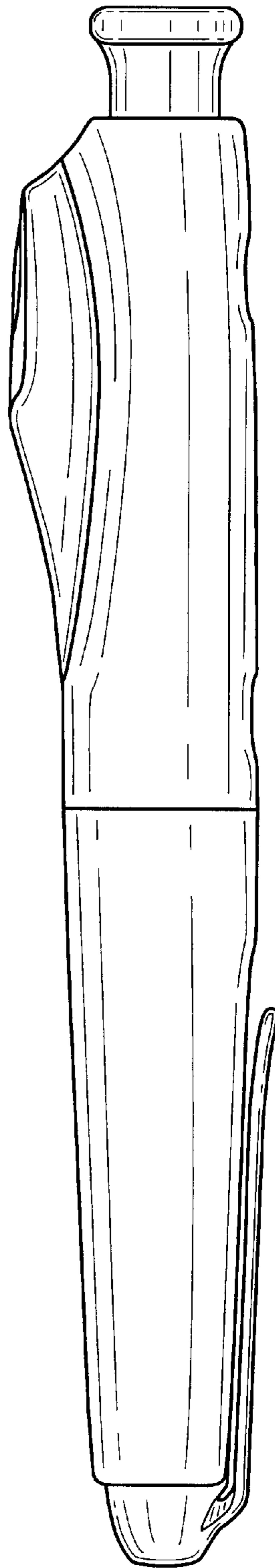
FIG. 5 is a perspective view of our new design;

FIG. 6 is a top view of our new design; and,

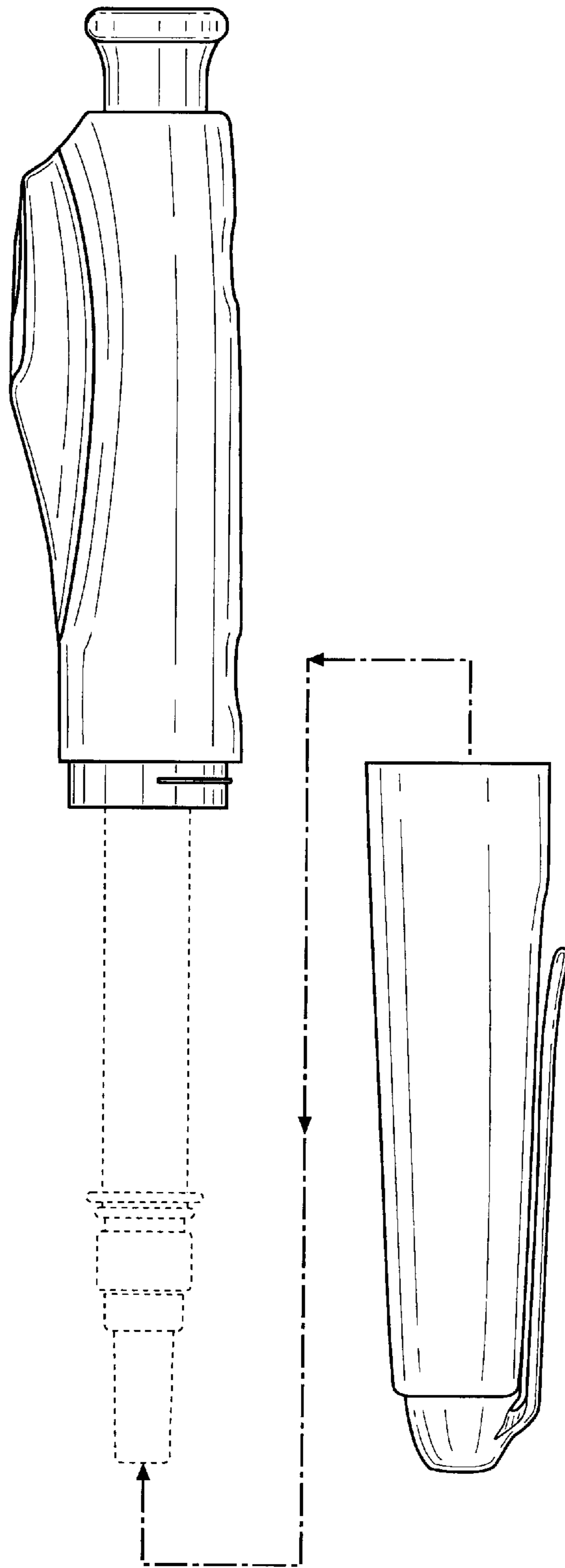
FIG. 7 is a bottom view of our new design.

**1 Claim, 5 Drawing Sheets**

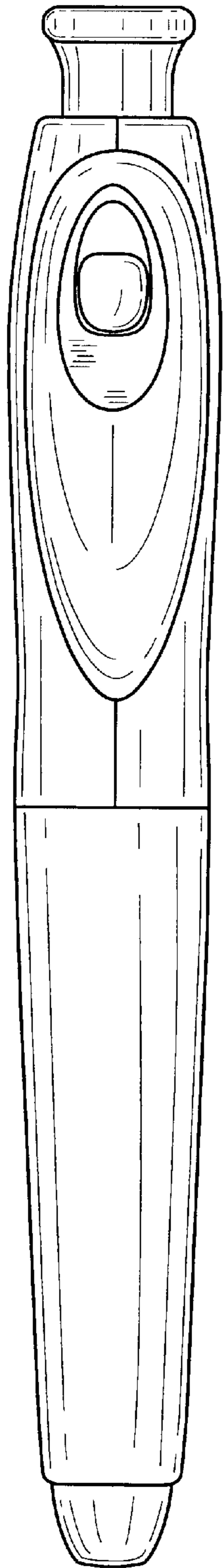




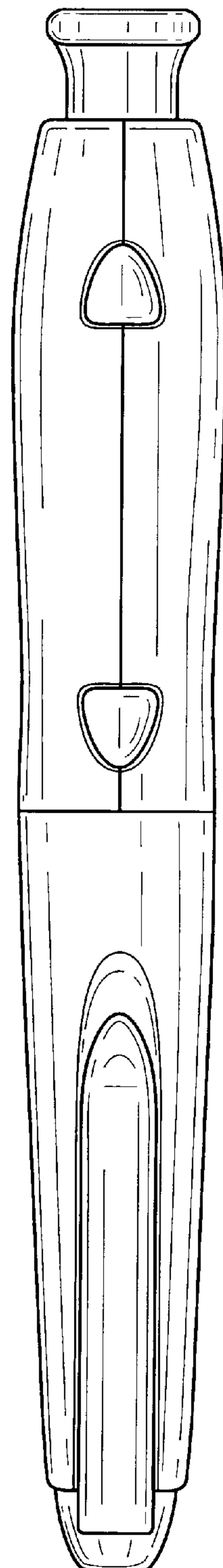
**FIG. 1**



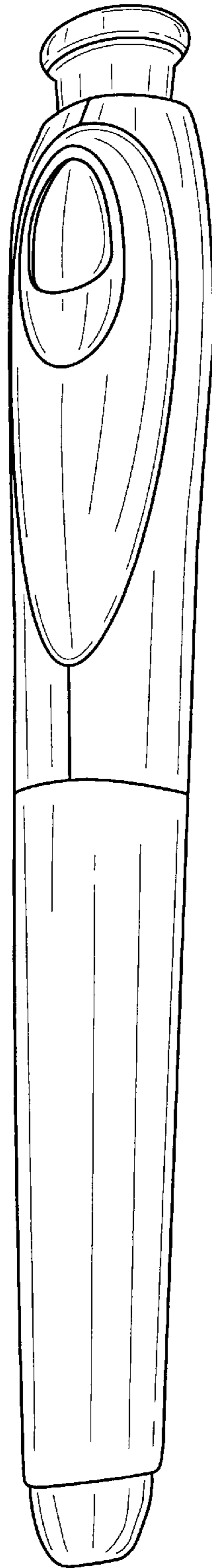
**FIG. 2**



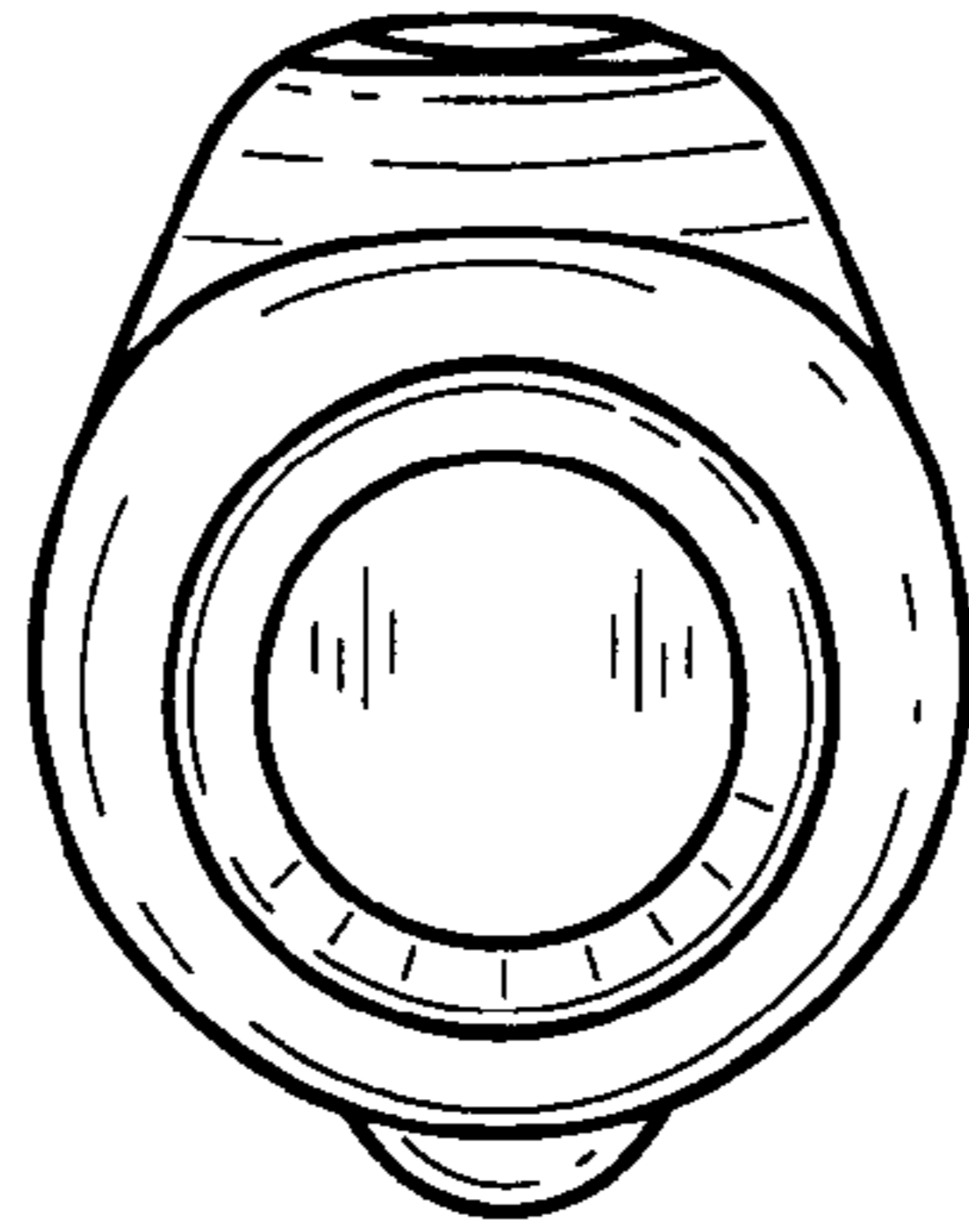
**FIG. 3**



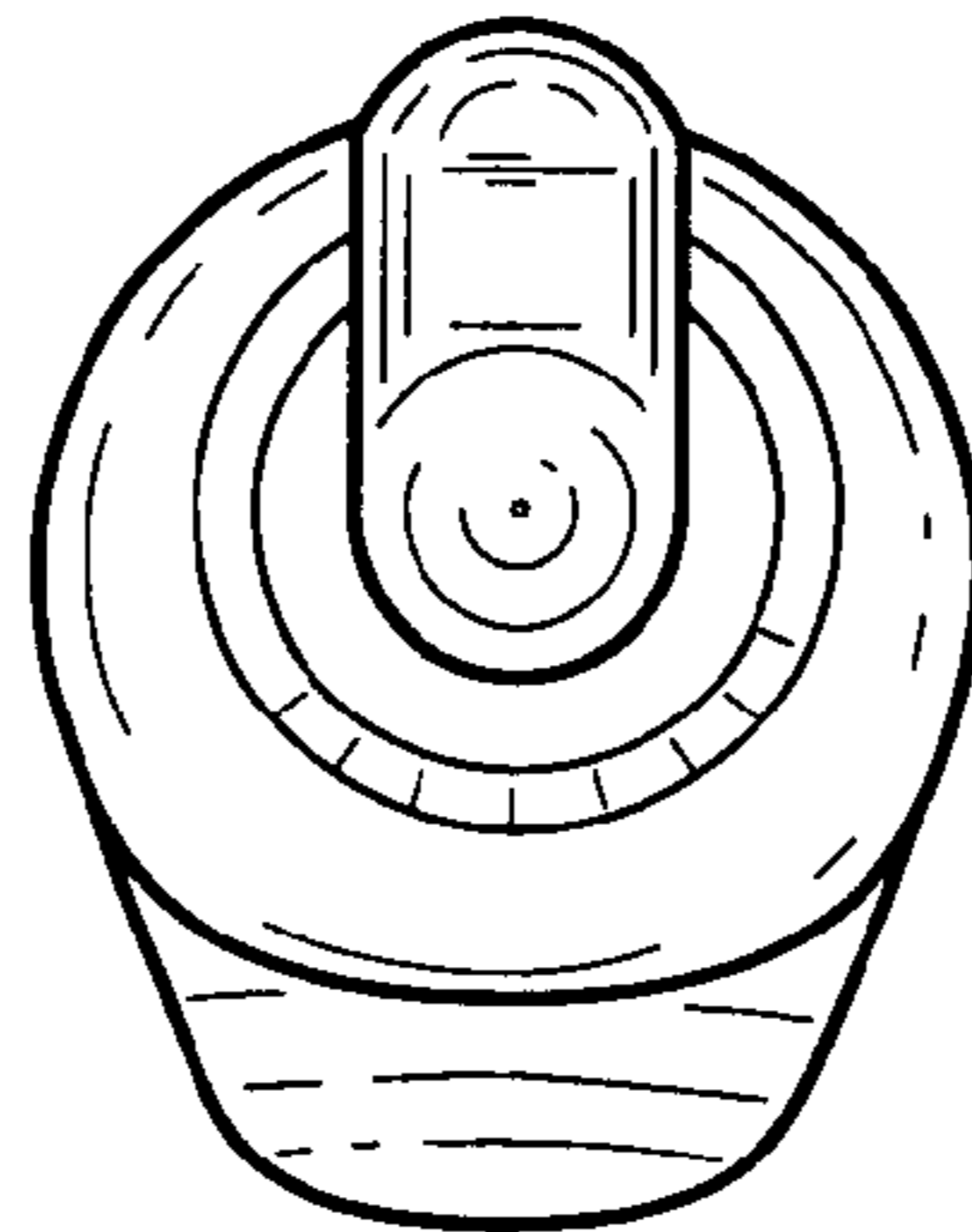
**FIG. 4**



**FIG. 5**



**FIG. 6**



**FIG. 7**