



US00D490135S

(12) **United States Design Patent**
Henson

(10) **Patent No.:** **US D490,135 S**

(45) **Date of Patent:** **** May 18, 2004**

(54) **COMBINED LIFE VEST AND DESCENDER APPARATUS**

(75) **Inventor:** **William E. Henson**, Otter Lake, MI (US)

(73) **Assignee:** **American Escape Systems, Inc.**, Rochester Hills, MI (US)

(**) **Term:** **14 Years**

(21) **Appl. No.:** **29/180,573**

(22) **Filed:** **Apr. 28, 2003**

(51) **LOC (7) Cl.** **29-02**

(52) **U.S. Cl.** **D21/805; D29/101.4; D29/124**

(58) **Field of Search** D29/124, 101.1-101.5; D21/804, 805; 441/106, 111, 114-118; 182/4, 5, 70-73, 231-240; 188/188; D8/358

(56) **References Cited**

U.S. PATENT DOCUMENTS

638,950 A	*	12/1899	Addison et al.	182/235
797,903 A	*	8/1905	Meaders, Jr.	182/240
801,526 A	*	10/1905	Kennedy	182/240
1,065,385 A	*	6/1913	Bailey	441/115

4,130,176 A	*	12/1978	Paulie	182/4
4,171,795 A	*	10/1979	Bianchi	182/236
D292,015 S	*	9/1987	McWaters	D21/805
D293,356 S	*	12/1987	Holden	D21/805
4,799,908 A	*	1/1989	Lucius	441/115
4,877,110 A	*	10/1989	Wolner	182/232
5,785,568 A	*	7/1998	Lake	441/127

* cited by examiner

Primary Examiner—Lucy Lieberman
(74) *Attorney, Agent, or Firm*—Alex Rhodes

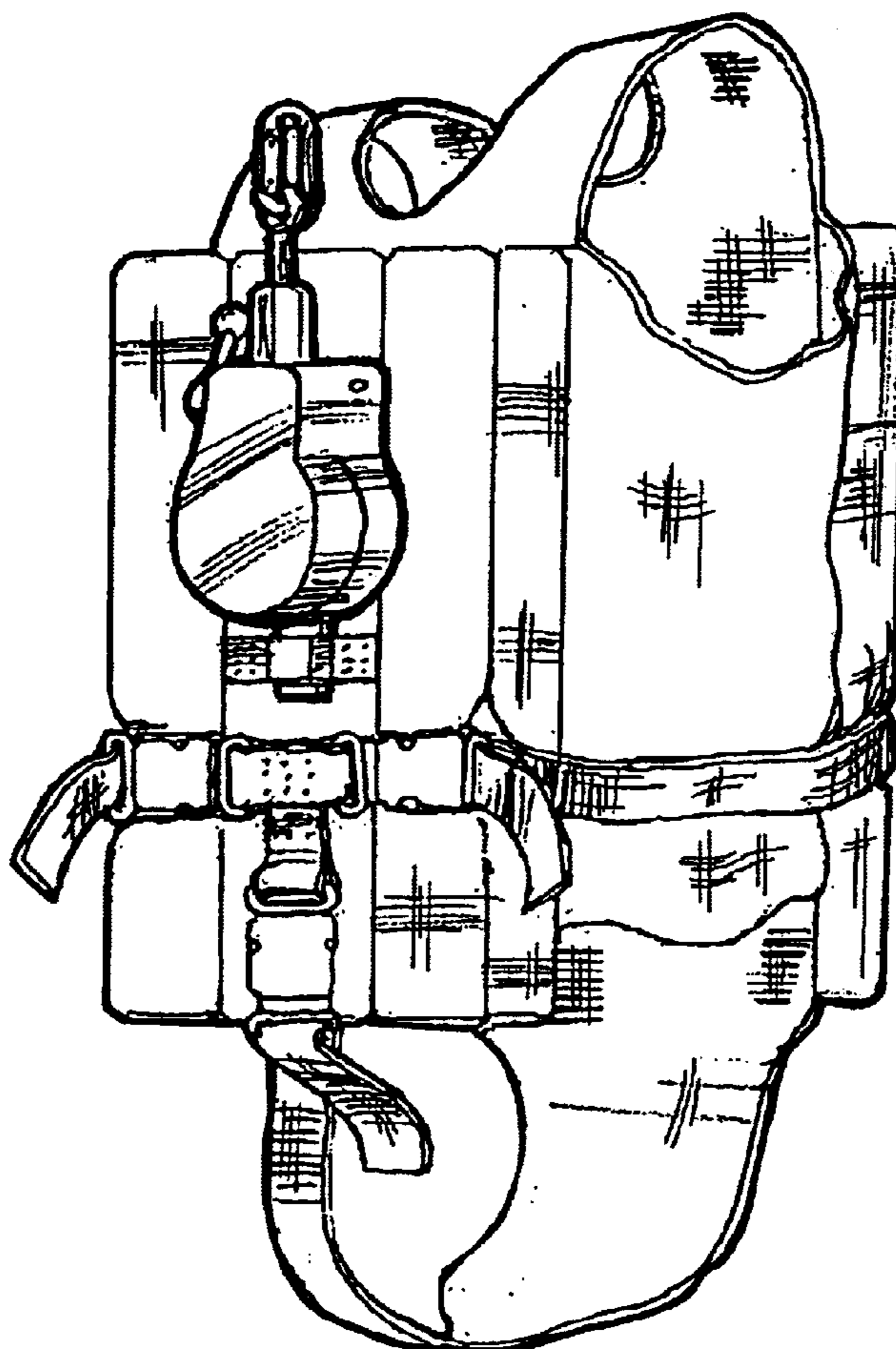
(57) **CLAIM**

The ornamental design for a combined life vest and descender apparatus, as shown and described.

DESCRIPTION

FIG. 1 is a front and right side perspective view of a combined life vest and descender apparatus showing my new design;
FIG. 2 is a rear and left side perspective view thereof; and,
FIG. 3 is an enlarged perspective view showing the rear and right side of the descender apparatus shown without the life vest for clarity of illustration.

1 Claim, 1 Drawing Sheet



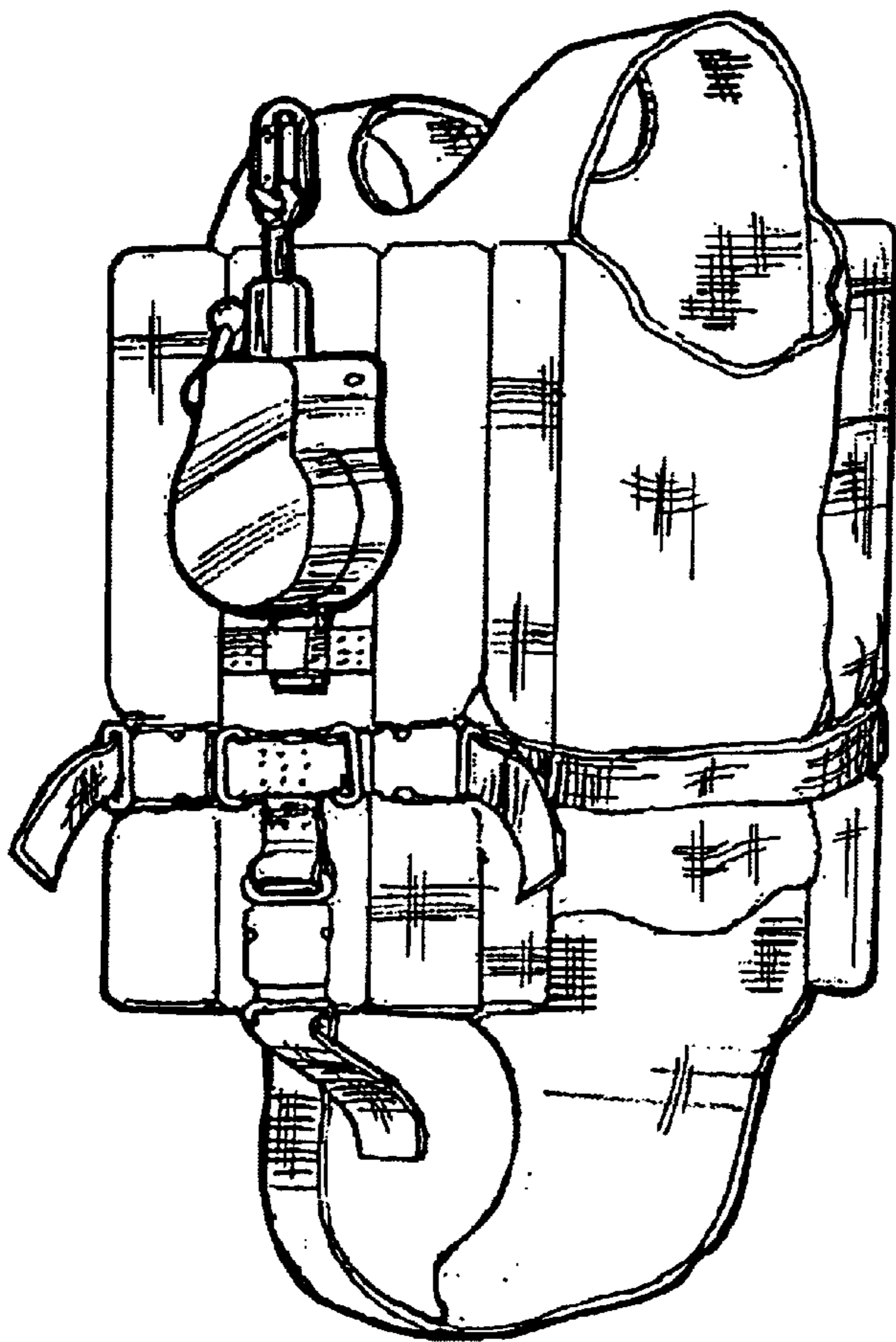


FIG. 1

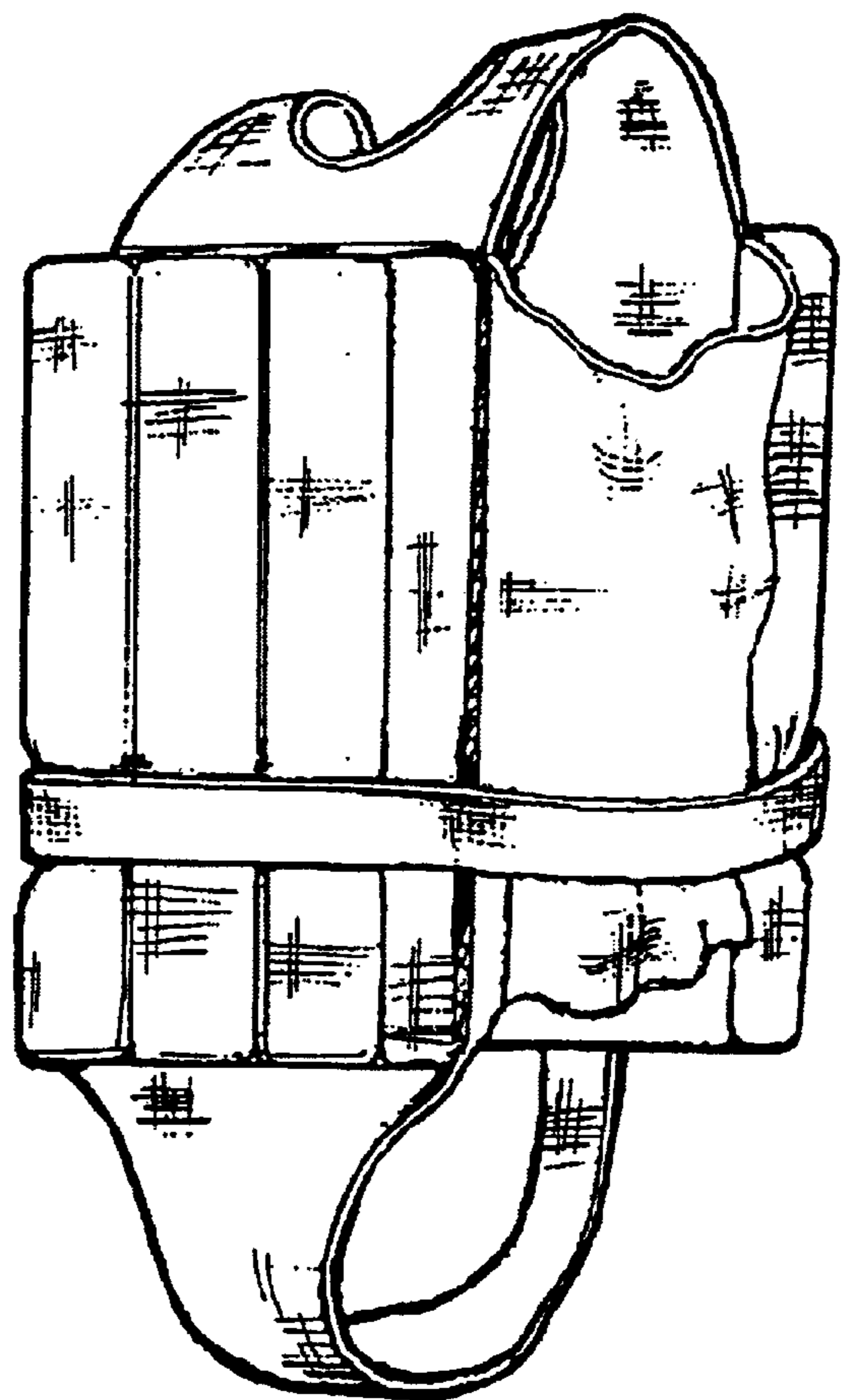


FIG. 2

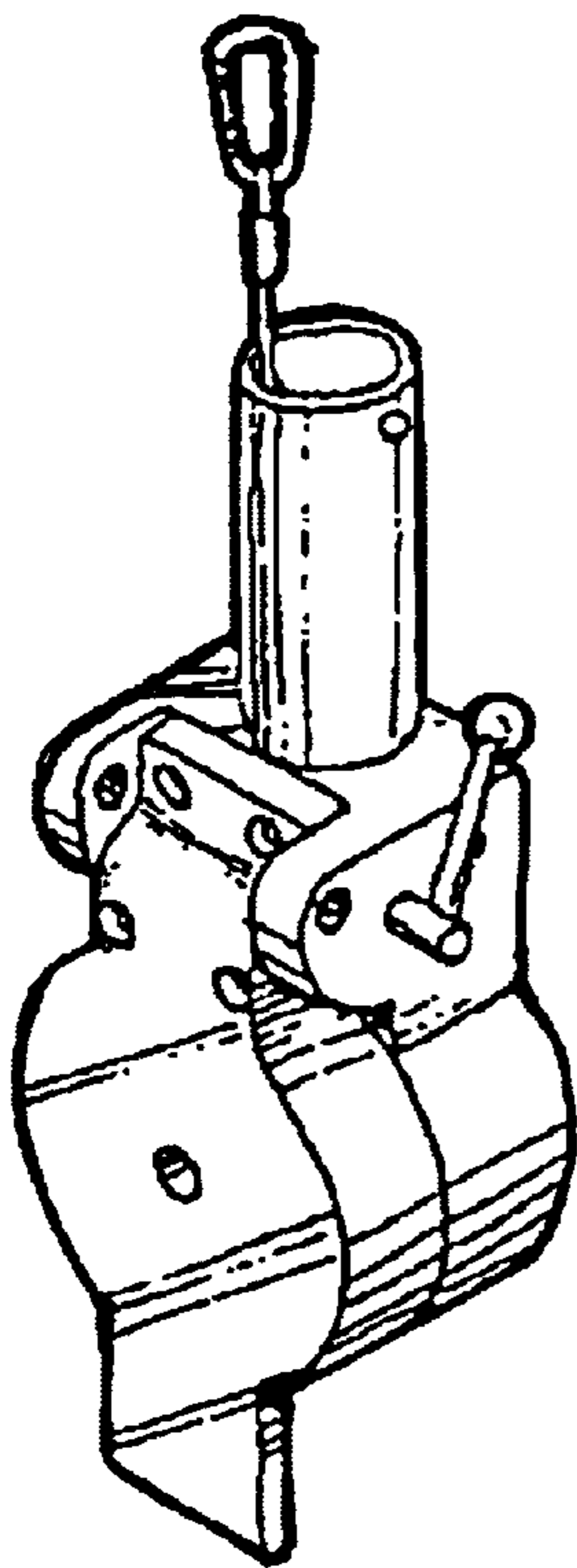


FIG. 3