



US00D490119S

(12) **United States Design Patent**
Griffin et al.

(10) **Patent No.:** **US D490,119 S**

(45) **Date of Patent:** **** May 18, 2004**

(54) **HAND-HELD ELECTRONIC DEVICE**

(75) Inventors: **Jason T. Griffin, Waterloo (CA); Mihal Lazaridis, Waterloo (CA)**

(73) Assignee: **Research In Motion Limited, Waterloo (CA)**

(**) Term: **14 Years**

5,500,643 A	3/1996	Grant
D375,515 S	11/1996	Takeda et al.
5,606,712 A	2/1997	Hidaka
5,611,031 A	3/1997	Hertzfeld et al.
D381,021 S	7/1997	Williams et al.
D383,756 S	9/1997	Henderson et al.
5,672,108 A	9/1997	Lam et al.
D386,497 S	11/1997	Huslig et al.

(List continued on next page.)

(21) Appl. No.: **29/178,867**

(22) Filed: **Apr. 1, 2003**

Related U.S. Application Data

(63) Continuation of application No. 29/168,560, filed on Oct. 3, 2002, now abandoned, which is a division of application No. 29/132,208, filed on Nov. 3, 2000, now Pat. No. Des. 464,995, which is a continuation-in-part of application No. 29/108,876, filed on Aug. 5, 1999, now Pat. No. Des. 433,460.

(51) **LOC (7) Cl.** **21-01**

(52) **U.S. Cl.** **D21/329**

(58) **Field of Search** D21/324-329,
D21/331, 333; D14/496; 273/148 B; 463/1,
29-35, 46, 47

(56) **References Cited**

U.S. PATENT DOCUMENTS

D278,341 S	4/1985	Scheid
D293,241 S	12/1987	Wan et al.
D312,628 S	12/1990	Yokoi et al.
D313,401 S	1/1991	Tanabe
D313,413 S	1/1991	Langton
5,184,830 A	2/1993	Okada et al.
5,217,295 A	6/1993	Tortola et al.
5,367,298 A	11/1994	Axthelm
D357,253 S	4/1995	Wong
5,410,141 A	4/1995	Koenck et al.
5,426,449 A	6/1995	Danziger
D359,920 S	7/1995	Sakamoto
5,436,954 A	7/1995	Nishiyama et al.
5,457,454 A	10/1995	Sugano

FOREIGN PATENT DOCUMENTS

EP	0760291	3/1997
WO	9937025	7/1999
WO	0030381	5/2000

OTHER PUBLICATIONS

“Programmable Calculators: Hewlett-Packard HP-200LX,” Viktor T. Toth, copyr. 2001, 2002, from web page at www.r-skey.org/hp2001x.htm.

Hong Kong Enterprise, p. 334, Oct. 1996.

Primary Examiner—Prabhakar Deshmukh

(74) *Attorney, Agent, or Firm*—Jones Day; Krishna K. Pathiyal, Esq.; Charles B. Meyer, Esq.

(57) **CLAIM**

We claim the ornamental design for a hand-held electronic device, as shown and described.

DESCRIPTION

FIG. 1 is a front perspective view of a hand-held electronic device;

FIG. 2 is a rear elevational view thereof;

FIG. 3 is a left elevational view thereof;


FIG. 4 is a right elevational view thereof;

FIG. 5 is a top plan view thereof;

FIG. 6 is a bottom plan view thereof; and,

FIG. 7 is a front elevational view thereof.

1 Claim, 3 Drawing Sheets



US D490,119 S

Page 2

U.S. PATENT DOCUMENTS

D390,509 S	2/1998	Antzinas et al.	6,052,070 A	4/2000	Kivela et al.
5,737,394 A	4/1998	Anderson et al.	6,094,197 A	7/2000	Buxton et al.
D397,369 S	8/1998	Rissman	6,102,594 A	8/2000	Strom
D397,728 S	9/1998	Yuen et al.	6,103,979 A	8/2000	Motoyama et al.
D399,537 S	10/1998	Chi et al.	6,107,997 A	8/2000	Ure
5,818,437 A	10/1998	Grover et al.	D432,511 S	10/2000	Eckholm
5,825,353 A	10/1998	Will	D433,017 S	10/2000	Martinez
D400,596 S	* 11/1998	Keung et al. D21/329	6,148,261 A	11/2000	Obradovich et al.
D402,572 S	12/1998	Han	6,157,323 A	12/2000	Tso et al.
D403,362 S	12/1998	Fai	D436,591 S	1/2001	Abston et al.
5,893,798 A	4/1999	Stambolic et al.	6,212,412 B1	4/2001	Rogers et al.
5,915,228 A	6/1999	Kunihiro et al.	D441,733 S	5/2001	Do et al.
5,920,308 A	7/1999	Kim	6,243,789 B1	6/2001	Hasbun et al.
5,931,873 A	8/1999	Cisar	6,267,678 B1 *	7/2001	Kubo et al. 463/44
5,963,197 A	10/1999	Bacon et al.	6,297,795 B1	10/2001	Kato
5,974,238 A	10/1999	Chase, Jr.	D451,079 S	11/2001	Ali
5,982,520 A	11/1999	Weiser et al.	D454,349 S	3/2002	Makidera et al.
5,995,026 A	11/1999	Sellers	D454,849 S	3/2002	Eckholm
6,006,351 A	12/1999	Peretz et al.	D456,794 S	5/2002	Laverick et al.
6,014,429 A	1/2000	LaPorta et al.	D458,239 S	6/2002	Shim et al.
D420,351 S	2/2000	Waldner	D459,327 S	6/2002	Ali
6,023,779 A	2/2000	Fullam et al.	D460,068 S	7/2002	Lanzaro et al.
6,047,047 A	4/2000	Aldridge et al.	D468,775 S *	1/2003	Sasaki D21/329

* cited by examiner

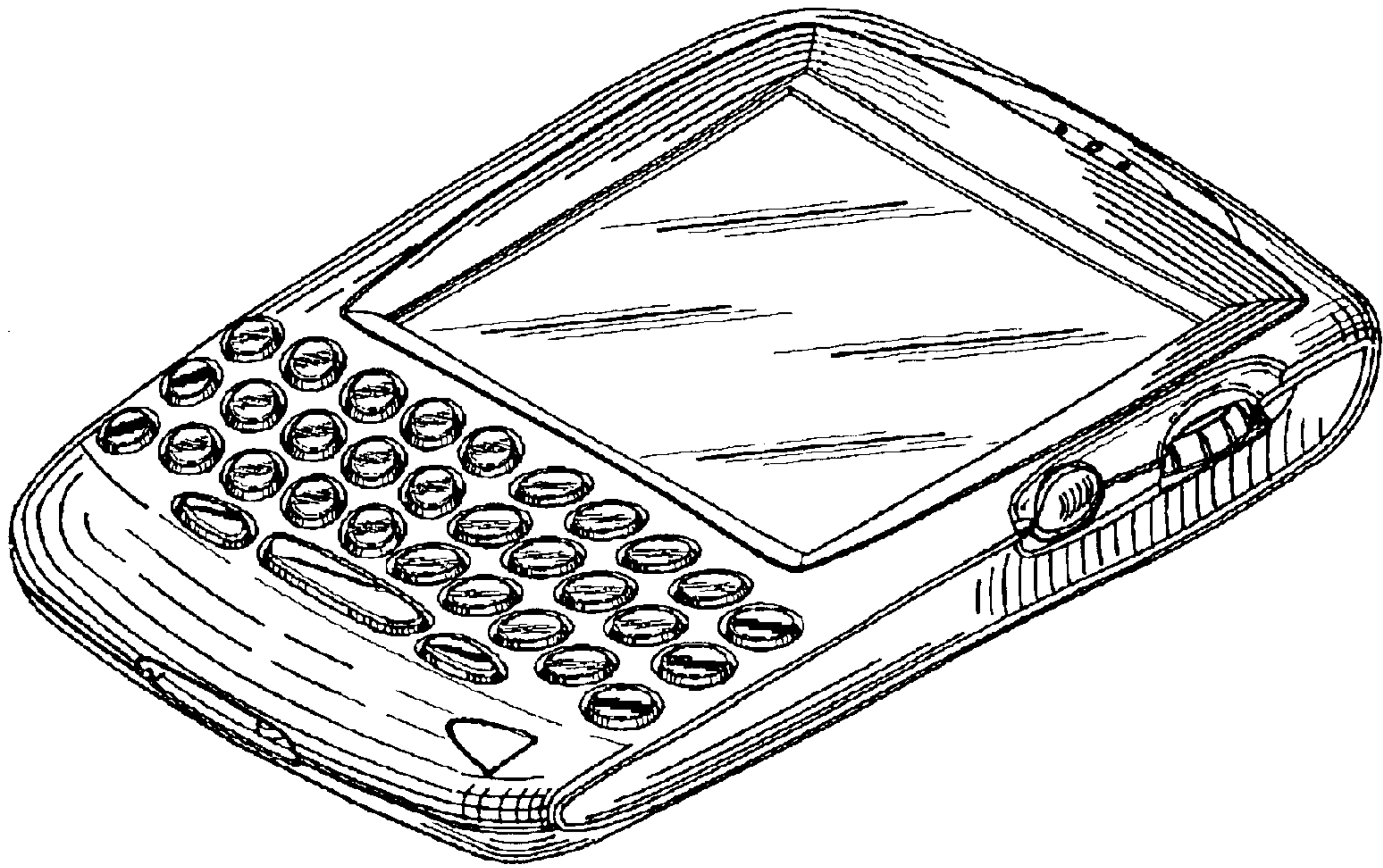


FIG. 1

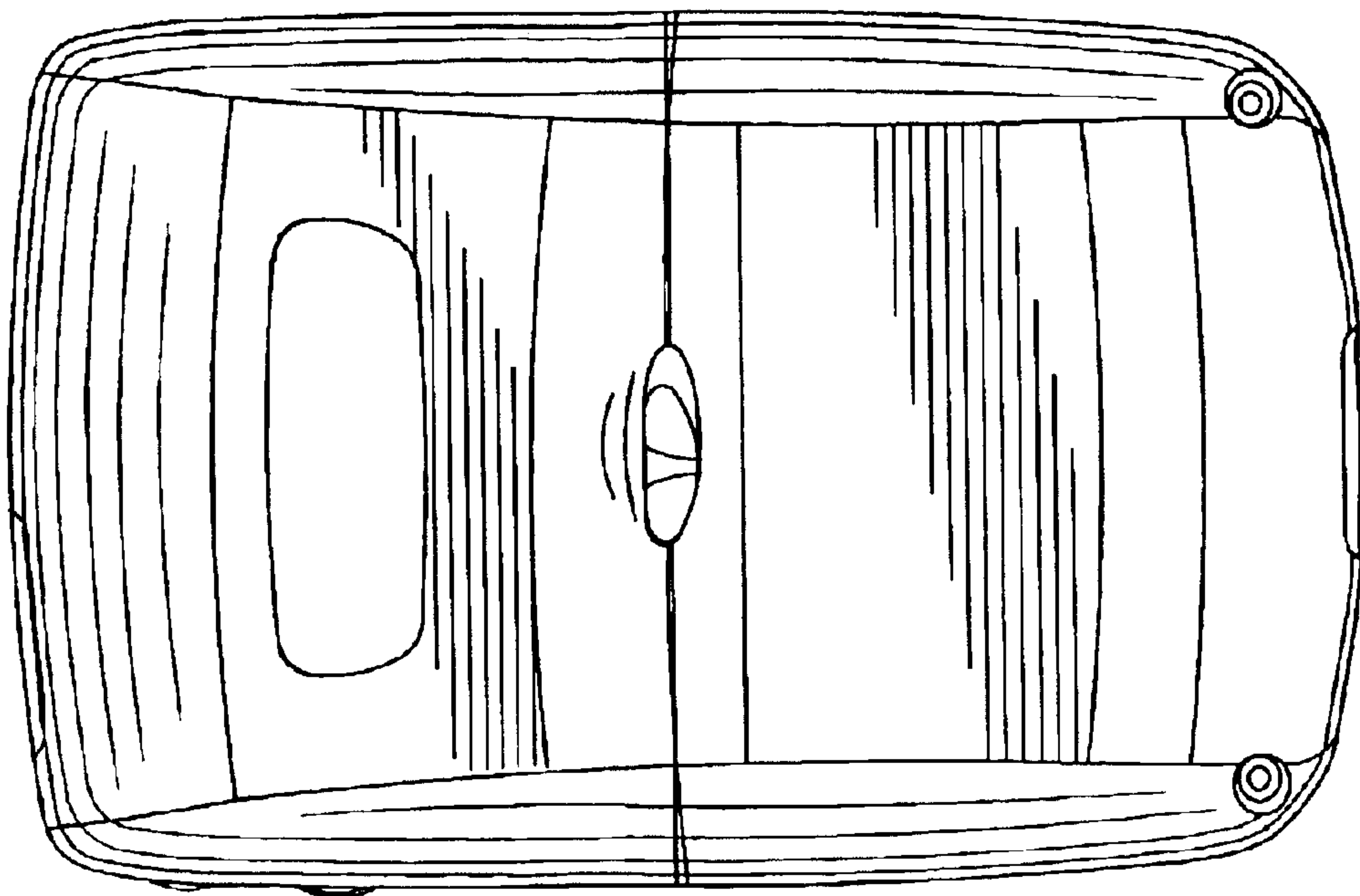


FIG. 2




FIG.3




FIG.4




FIG. 5




FIG. 6




FIG. 7