



US00D490117S

(12) **United States Design Patent**  
**Butcher**

(10) **Patent No.:** **US D490,117 S**

(45) **Date of Patent:** **\*\* May 18, 2004**

(54) **GAME DEVICE**

(75) Inventor: **Stephen W. Butcher**, Monson, MA  
(US)

(73) Assignee: **Hasbro, Inc.**, Pawtucket, RI (US)

(\*\*) Term: **14 Years**

(21) Appl. No.: **29/187,010**

(22) Filed: **Jul. 25, 2003**

(51) **LOC (7) Cl.** ..... **21-01**

(52) **U.S. Cl.** ..... **D21/300; D21/329**

(58) **Field of Search** ..... **D21/324-333,**  
**D21/300, 347, 369, 385; 273/148 B, 299,**  
**292, 294, 272, 273, 429-432, 148 R, 148 A;**  
**D14/496, 400, 401**

(56) **References Cited**

**U.S. PATENT DOCUMENTS**

3,865,379 A	2/1975	Breslow	.....	273/134 A
4,084,816 A	4/1978	Shafer	.....	273/1 R
4,222,561 A	9/1980	Whitten	.....	273/1 R
4,455,025 A	6/1984	Itkis	.....	273/237
4,842,276 A	6/1989	Darby	.....	273/1 E
5,110,140 A	5/1992	Breslow et al.	.....	273/459
5,297,801 A	3/1994	Croker	.....	273/430
5,413,355 A	* 5/1995	Gonzalez	.....	273/429
D366,911 S	* 2/1996	Hsieh	.....	D14/401
D419,607 S	* 1/2000	Hornsby et al.	.....	D21/329
D420,708 S	* 2/2000	Holmes et al.	.....	D21/329
D435,603 S	* 12/2000	Holmes et al.	.....	D21/329
D437,001 S	* 1/2001	Wudtke	.....	D21/329
D441,028 S	* 4/2001	Jung	.....	D21/324

6,279,909 B1	8/2001	Alexander, II et al.	.....	273/249
6,328,308 B1	12/2001	Kirby	.....	273/299
6,406,302 B1	* 6/2002	Nelson	.....	434/322
6,544,124 B2	* 4/2003	Ireland et al.	.....	463/37
D478,887 S	* 8/2003	Jerome	.....	D14/156
6,648,331 B2	* 11/2003	Stuart	.....	273/430

**OTHER PUBLICATIONS**

Hilarium Game (<http://www.webdesk.com/hilarium-game/>)  
(Apr. 2003) (1 page).

All Out Laughter is the Name of the Game as Hilarium™  
Tickles Everyone Silly, Mattel Press Release (Jun. 2001) (1  
page).

\* cited by examiner

*Primary Examiner*—Prabhakar Deshmukh  
(74) *Attorney, Agent, or Firm*—Marshall, Gerstein & Borun  
LLP

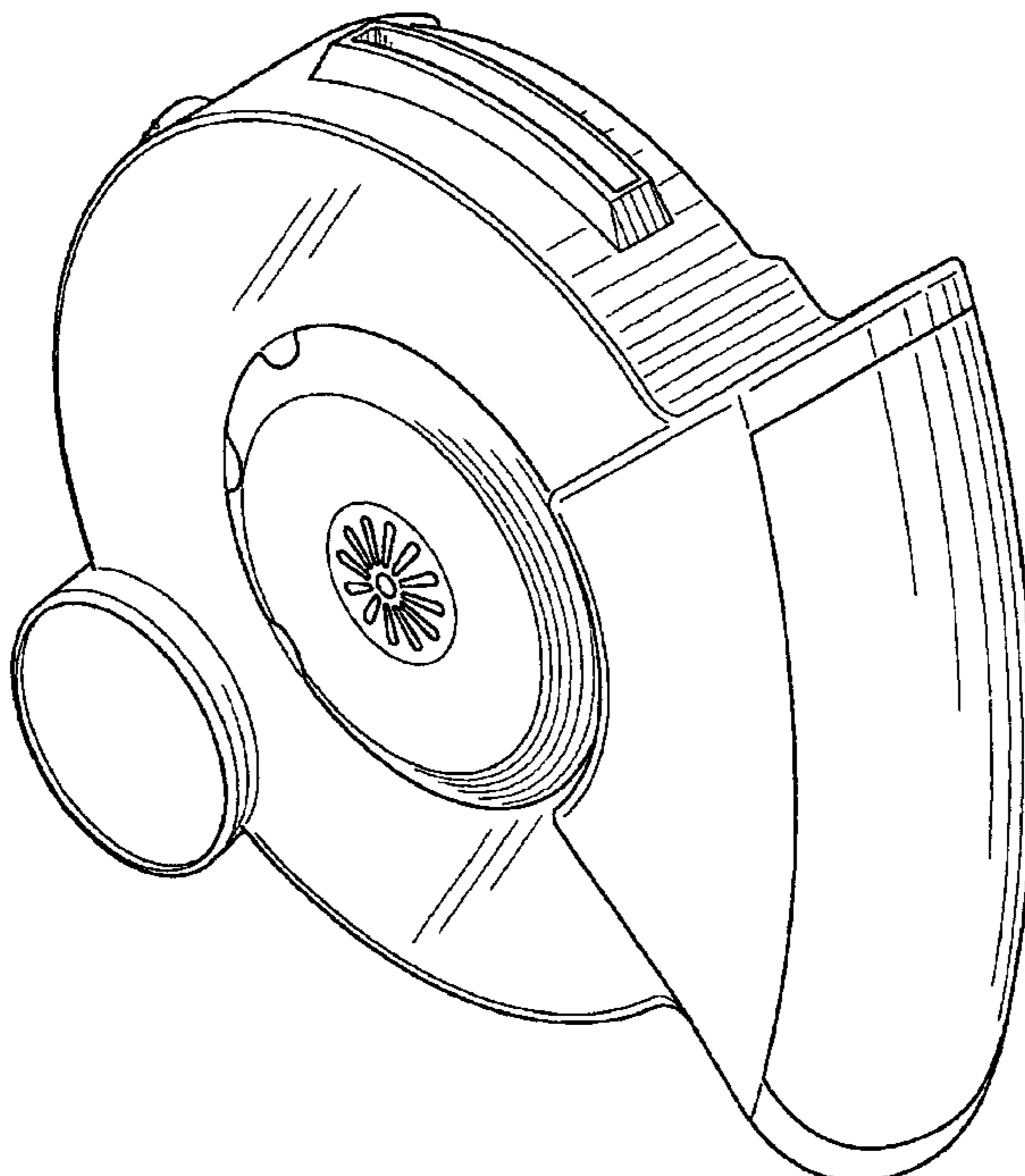
(57) **CLAIM**

The ornamental design for a “game device”, as shown and  
described.

**DESCRIPTION**

FIG. 1 is a perspective view taken from the front and right  
side showing my new design;  
FIG. 2 is a front view thereof;  
FIG. 3 is a left side elevational view thereof;  
FIG. 4 is a right side elevational view thereof;  
FIG. 5 is a rear view thereof;  
FIG. 6 is a plan view thereof; and,  
FIG. 7 is a bottom view thereof.

**1 Claim, 6 Drawing Sheets**



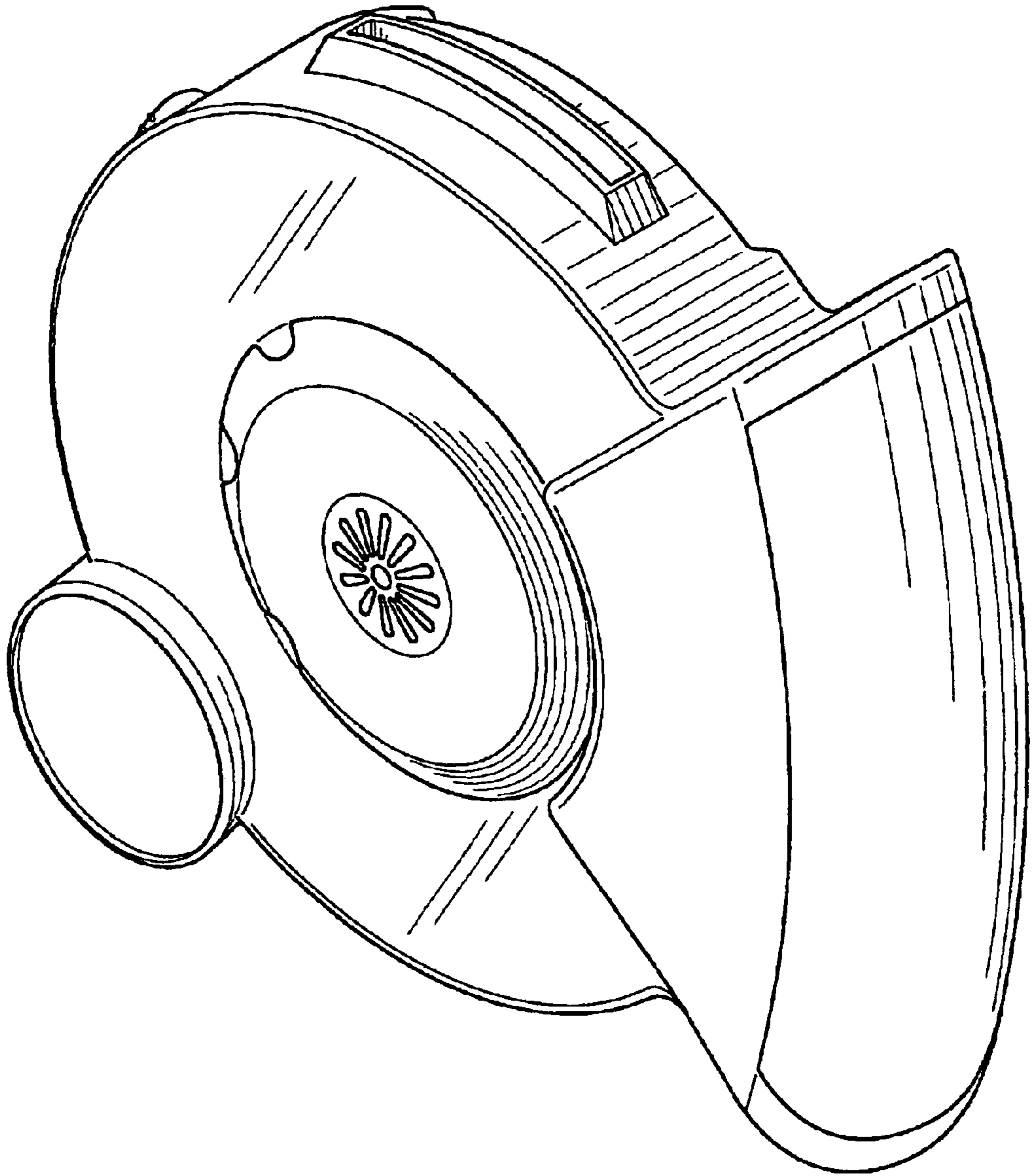


FIG. 1

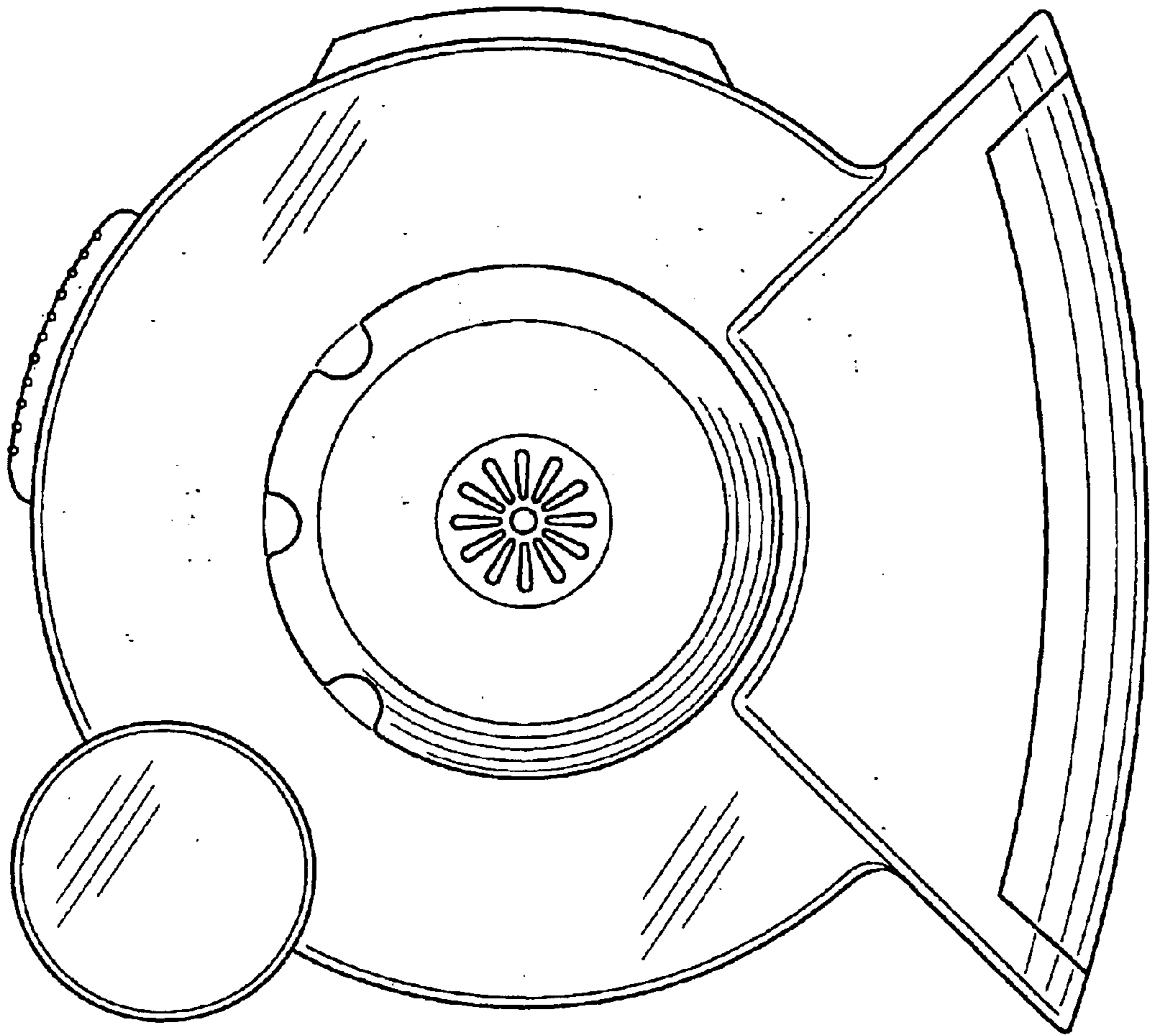


FIG. 2

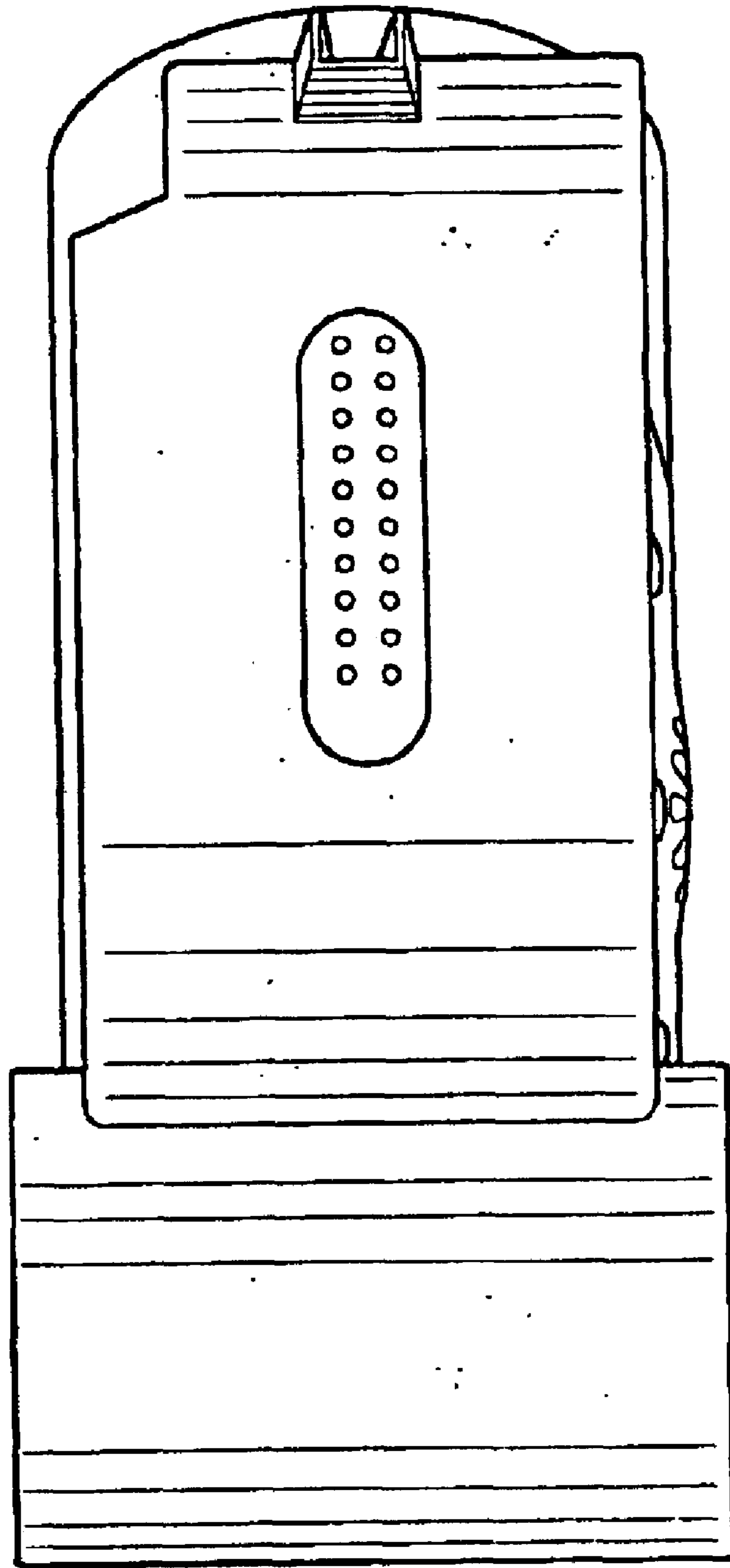


FIG. 3




FIG. 4

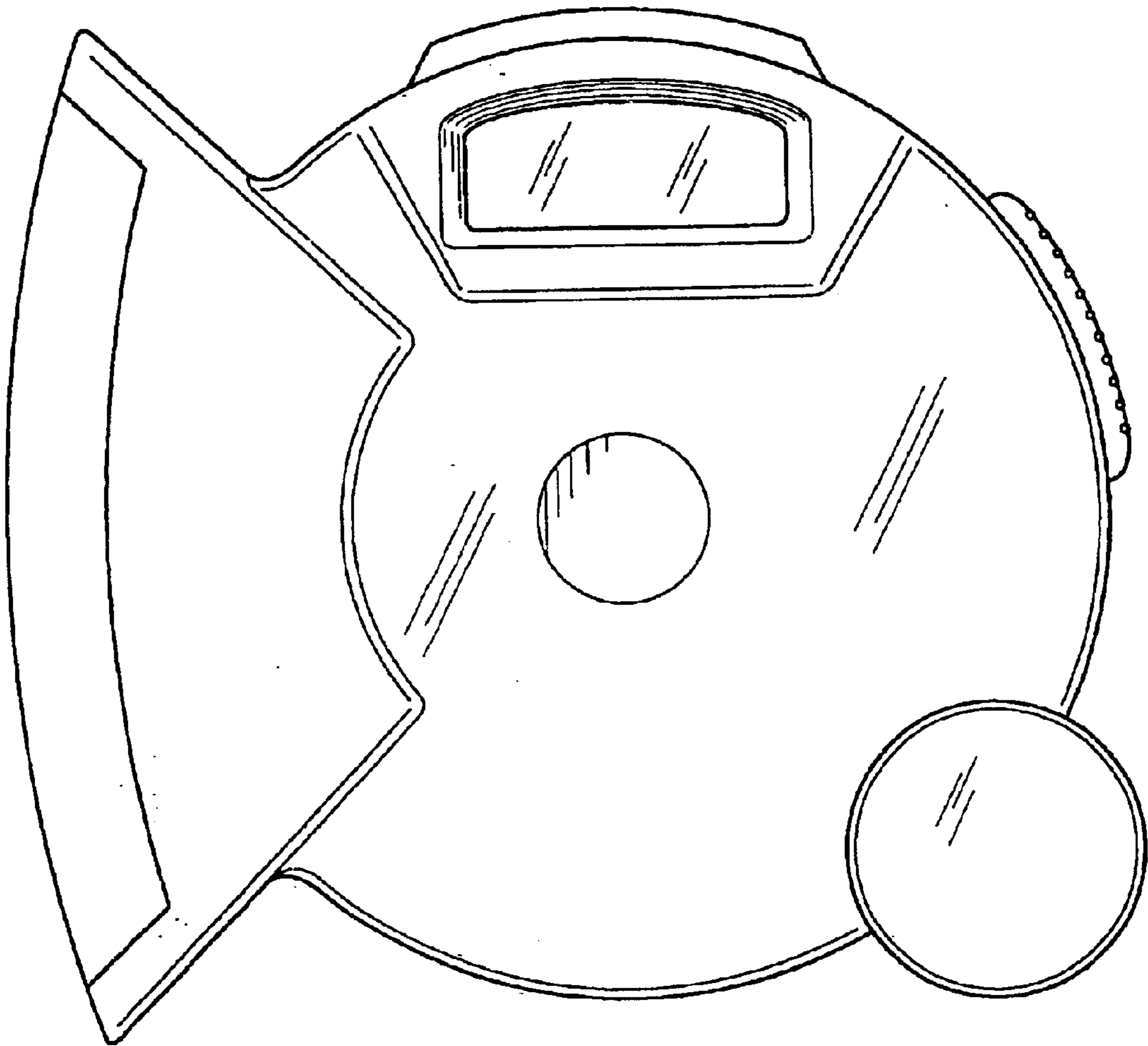


FIG. 5

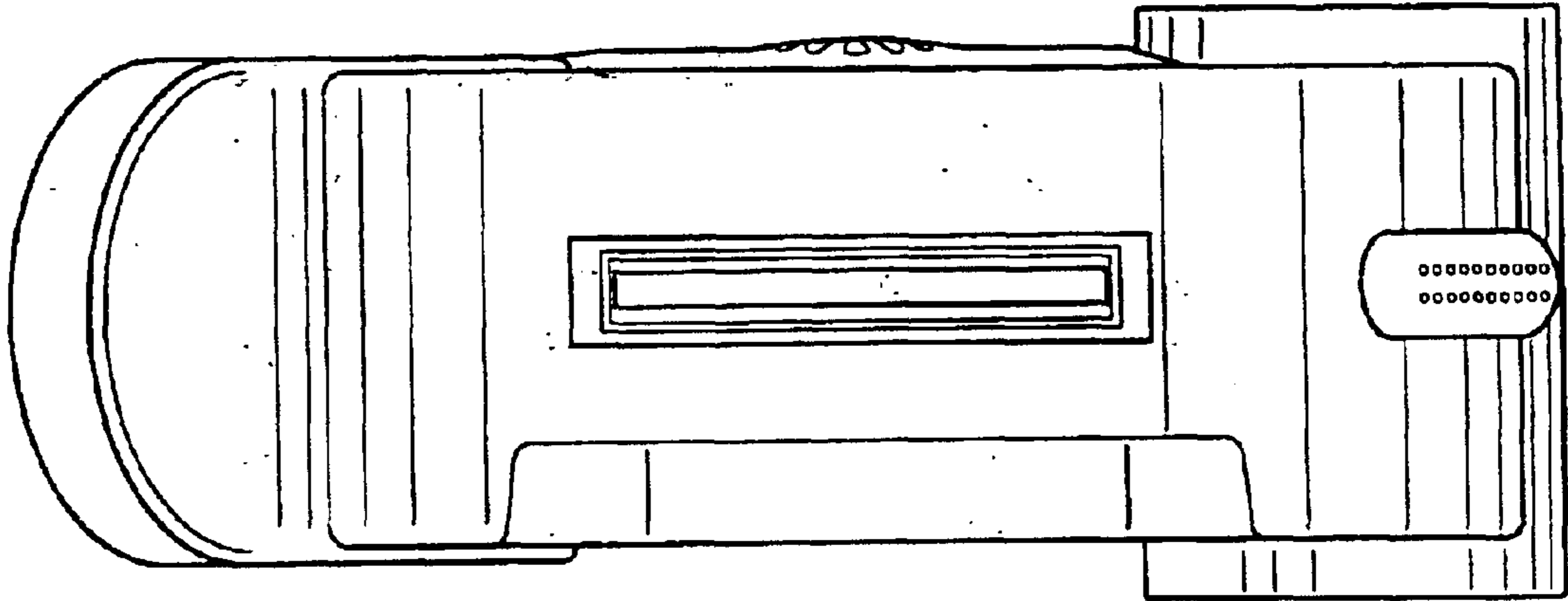


FIG. 6




FIG. 7