



US00D490116S

(12) **United States Design Patent**  
**Epp**

(10) **Patent No.:** **US D490,116 S**

(45) **Date of Patent:** **\*\* May 18, 2004**

(54) **DISPLAY KIT**

(76) **Inventor:** **Paul Epp**, 205 Highfield Road, Toronto, Ontario (CA), M4L 2T9

(\*\*) **Term:** **14 Years**

(21) **Appl. No.:** **29/190,186**

(22) **Filed:** **Sep. 17, 2003**

(51) **LOC (7) Cl.** ..... **20-02**

(52) **U.S. Cl.** ..... **D20/41**

(58) **Field of Search** ..... D20/10, 13, 15, D20/17, 22, 27, 28-29, 39-42, 99; D12/193; 40/299.01, 330, 549, 606.18, 606.19, 607.13, 611.05, 612, 624, 642.01, 651; 362/812

(56) **References Cited**

**U.S. PATENT DOCUMENTS**

1,611,403	A	*	12/1926	Bales	.....	383/4
5,168,827	A	*	12/1992	Junker	.....	116/63 P
5,212,898	A	*	5/1993	Dinan et al.	.....	40/607.12
D378,301	S	*	3/1997	Leksell	.....	D20/10
5,706,532	A	*	1/1998	Kettenhofen	.....	5/413 R
D395,677	S	*	6/1998	Gongora et al.	.....	D20/10
D413,933	S	*	9/1999	Glicksman	.....	D20/41
5,966,857	A	*	10/1999	Pettersson et al.	.....	40/606.12
D425,938	S	*	5/2000	Skog	.....	D20/41

D447,181	S	*	8/2001	Evers et al.	.....	D20/10
D452,710	S	*	1/2002	Ragot	.....	D20/10
D455,788	S	*	4/2002	Gentelia et al.	.....	D20/10
D455,789	S	*	4/2002	Schlueter	.....	D20/10
D478,934	S	*	8/2003	O'Brien et al.	.....	D20/10
D480,431	S	*	10/2003	O'Brien et al.	.....	D20/10

\* cited by examiner

*Primary Examiner*—Robert M. Spear

(74) *Attorney, Agent, or Firm*—Sim & McBurney


(57) **CLAIM**

The ornamental design for a display kit, as shown and described.

**DESCRIPTION**

FIG. 1 is a perspective view of the frame portion of a display kit, showing my new design; the frame is shown removed from the display kit for ease of disclosure;  
FIG. 2 is a front elevation view thereof;  
FIG. 3 is a side elevation view thereof;  
FIG. 4 is a plan view thereof;  
FIG. 5 is a bottom view thereof; and,  
FIG. 6 is a perspective view of the complete display kit, showing the display panel portion of the kit mounted on the frame of FIG. 1.

**1 Claim, 3 Drawing Sheets**






FIG. 1.




FIG. 2.

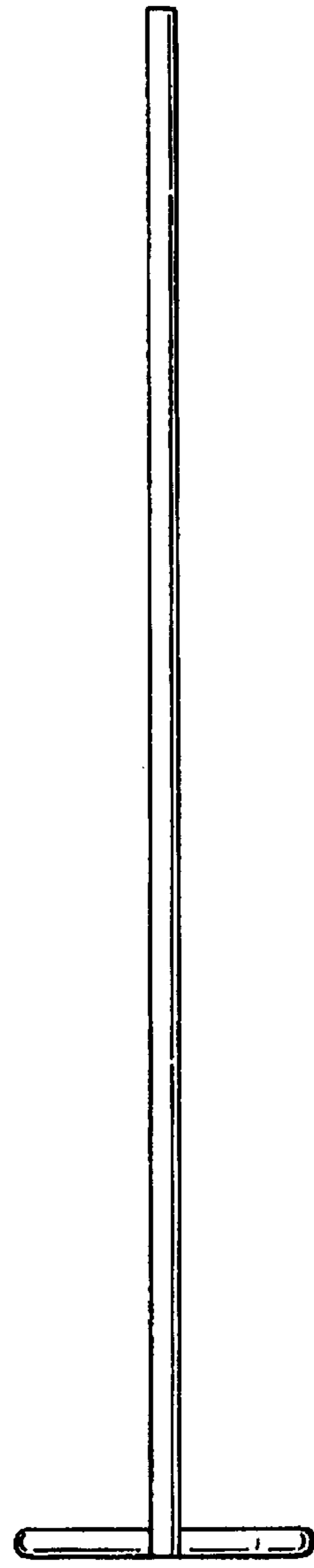


FIG. 3.

FIG. 4.

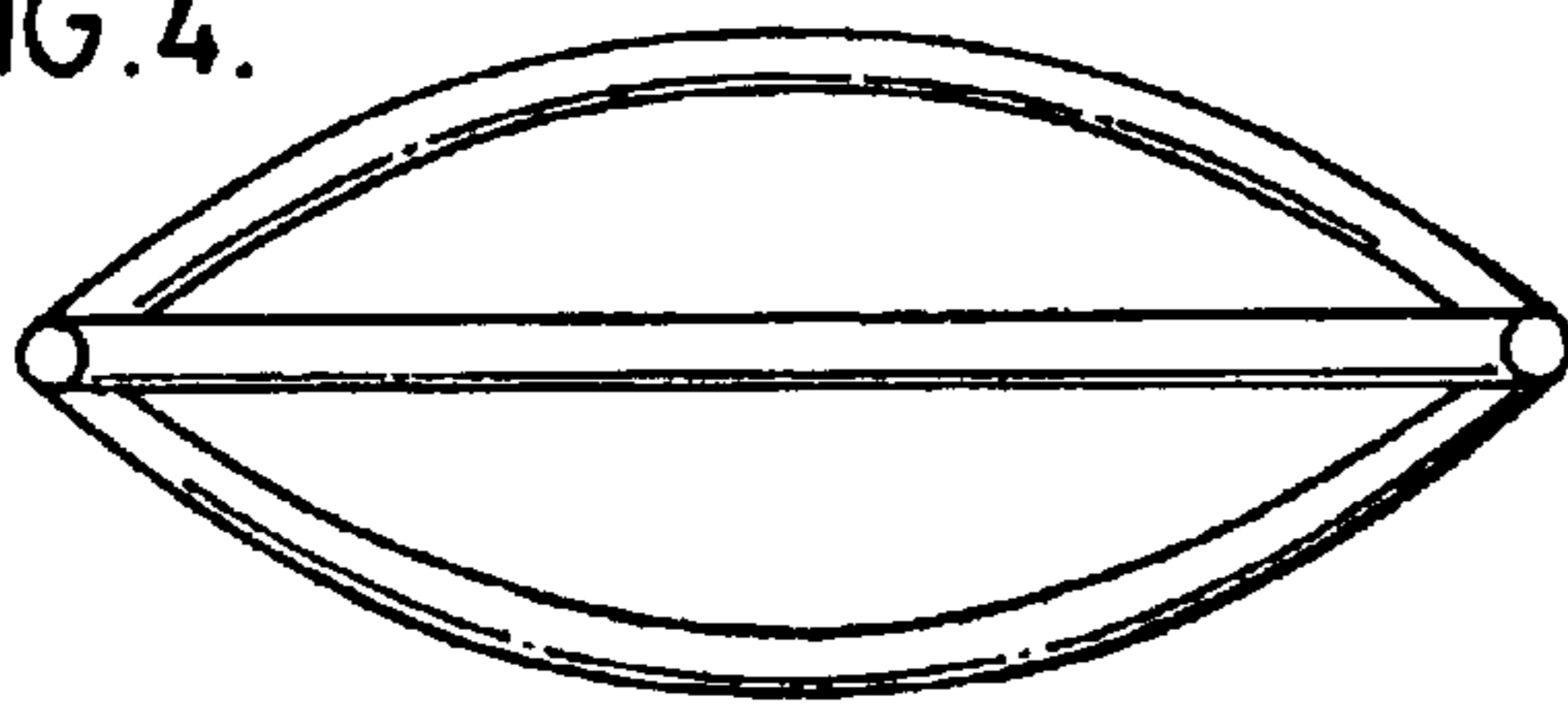
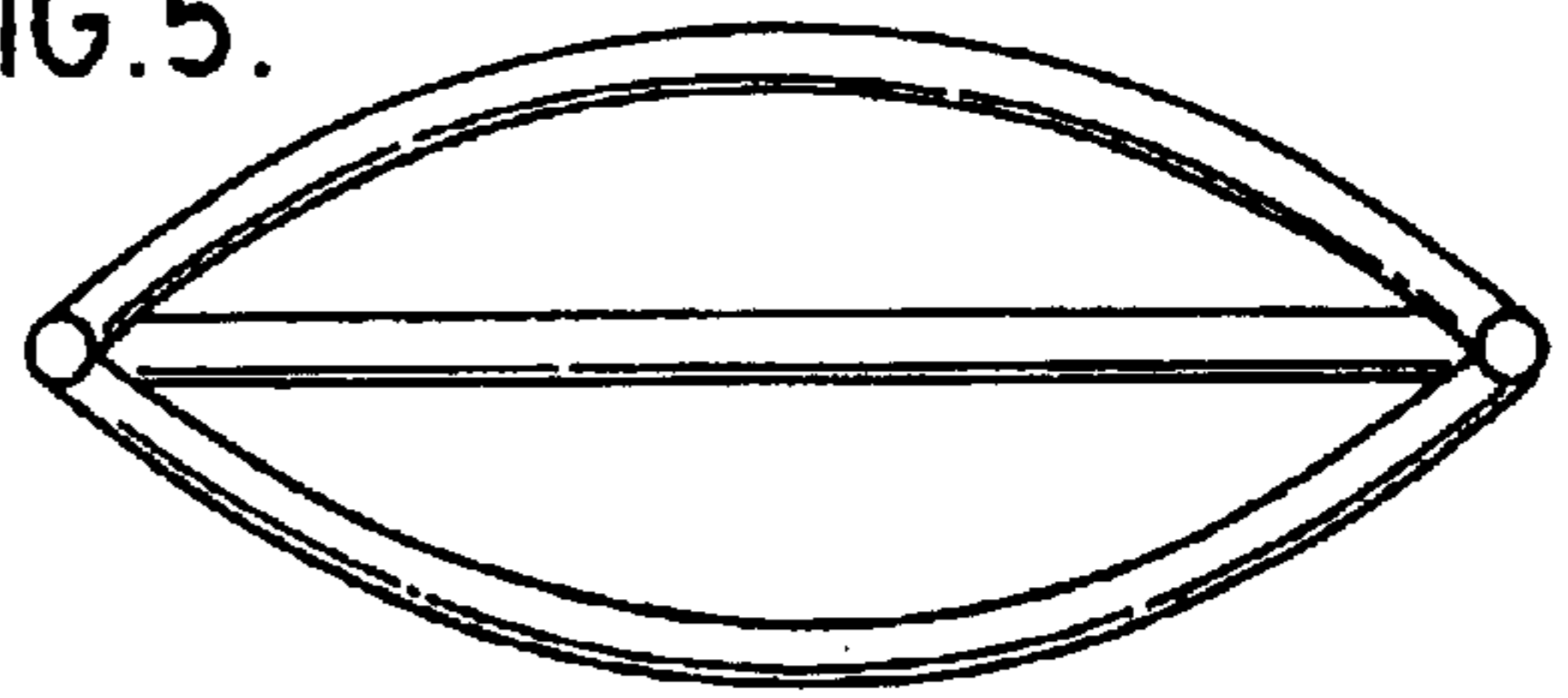


FIG. 5.



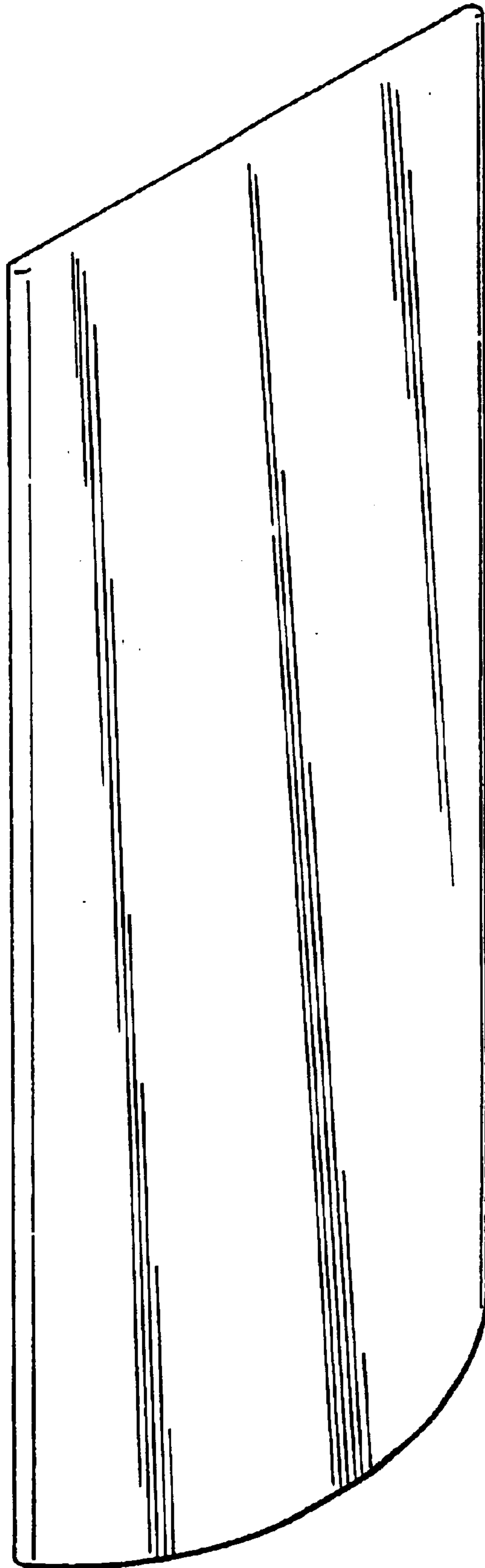


FIG. 6.