



US00D490110S

(12) **United States Design Patent**
Qiu

(10) **Patent No.:** **US D490,110 S**

(45) **Date of Patent:** **** May 18, 2004**

(54) **PEN**

(75) **Inventor:** **Zhiming Qiu**, Ningbo (CN)

(73) **Assignee:** **Ningbo Beifa Group Co., Ltd.**, Ningbo (CN)

(**) **Term:** **14 Years**

(21) **Appl. No.:** **29/187,373**

(22) **Filed:** **Jul. 30, 2003**

(30) **Foreign Application Priority Data**

Mar. 17, 2003 (CN) 03 3 04773

(51) **LOC (7) Cl.** **19-06**

(52) **U.S. Cl.** **D19/51; D19/55; D19/56**

(58) **Field of Search** D19/35, 36, 41-51, D19/53-58, 81-85; 401/99, 100, 101, 103-106, 107-110, 111-117, 209; 24/10 R, 11 PP

(56) **References Cited**

U.S. PATENT DOCUMENTS

- D110,810 S * 8/1938 Kahn D19/51
- D191,341 S * 9/1961 Fuchs D19/55
- D306,317 S * 2/1990 Petterson D19/56

- D356,598 S * 3/1995 Thompson et al. D19/49
- D441,018 S * 4/2001 Droege D19/51
- D446,547 S * 8/2001 Nagel D19/56
- D450,347 S * 11/2001 Keda D19/51
- D457,187 S * 5/2002 Mittersinker et al. D19/51
- D465,809 S * 11/2002 Deluca et al. D19/50

* cited by examiner

Primary Examiner—Martie K. Holtje

(74) *Attorney, Agent, or Firm*—Christensen O'Connor Johnson Kindness PLLC

(57) **CLAIM**

The ornamental design for a pen, as shown and described.

DESCRIPTION

FIG. 1 is a front left perspective view of a pen showing my new design;
 FIG. 2 is a rear right perspective view thereof;
 FIG. 3 is a front elevational view thereof;
 FIG. 4 is a bottom plan view thereof;
 FIG. 5 is a left elevational view thereof;
 FIG. 6 is a rear elevational view thereof;
 FIG. 7 is a top plan view thereof; and,
 FIG. 8 is a right elevational view thereof.

1 Claim, 3 Drawing Sheets

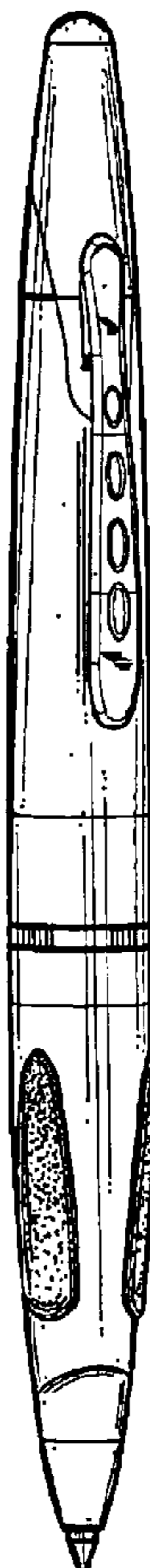


Fig.1.

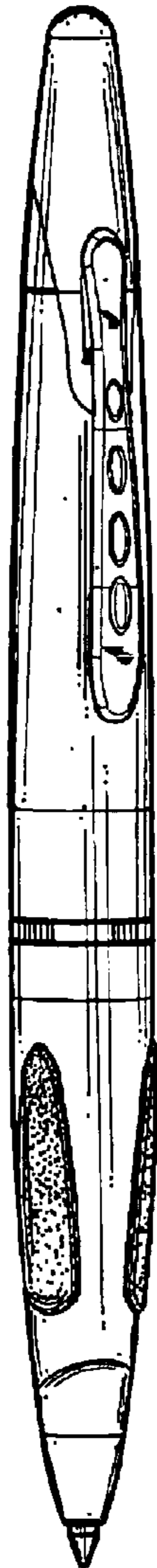


Fig.2.

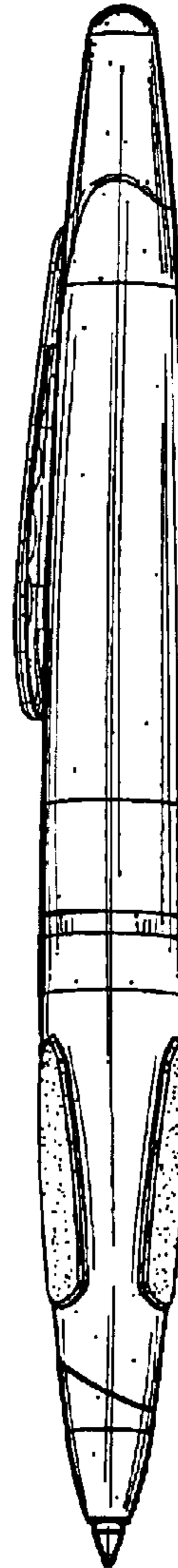


Fig.3.

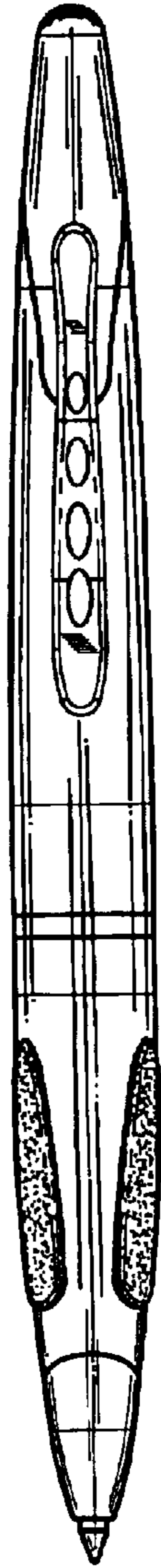


Fig.4.

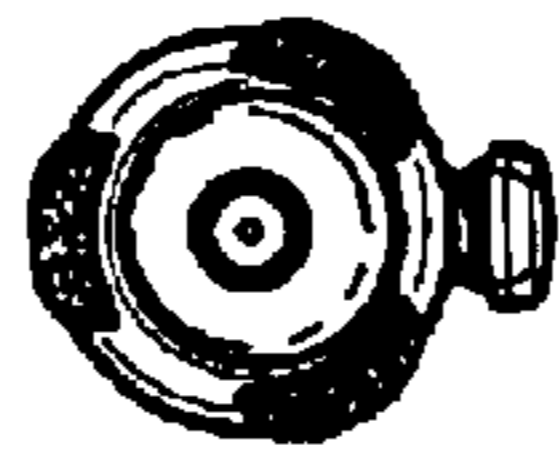


Fig.5.

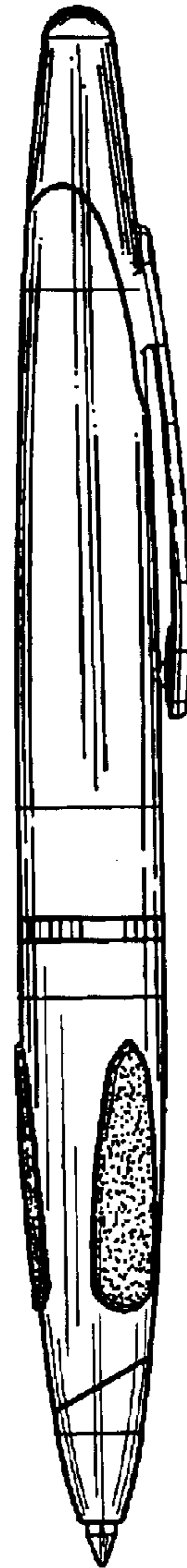


Fig. 6.

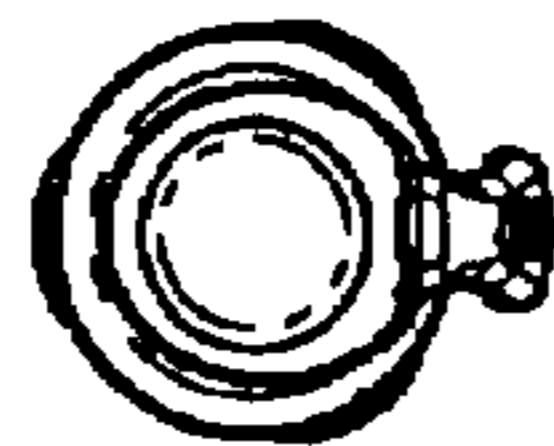
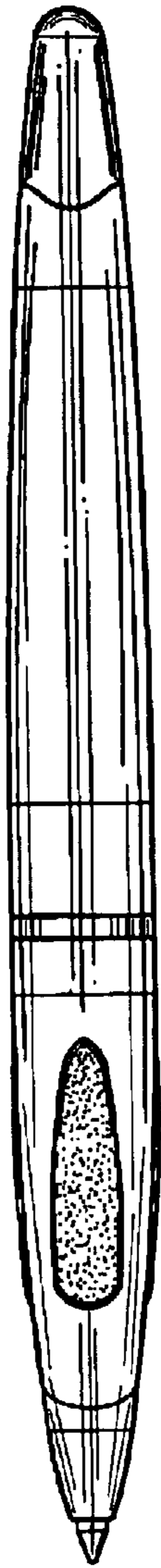


Fig. 7.

Fig. 8.

