



US00D490104S

(12) **United States Design Patent**  
**Lubking**

(10) **Patent No.: US D490,104 S**

(45) **Date of Patent: \*\* May 18, 2004**

(54) **DATA CARD**

D375,303 S 11/1996 Gaumet ..... D14/117  
D379,006 S 4/1997 Gaumet ..... D14/117

(75) Inventor: **Colleen C. Lubking**, Richmond, VA  
(US)

(List continued on next page.)

(73) Assignee: **Capital One Financial Corporation**,  
Falls Church, VA (US)

*Primary Examiner*—Doris V. Coles  
*Assistant Examiner*—Elizabeth A. Albert  
(74) *Attorney, Agent, or Firm*—Baker & McKenzie

(\*\*) Term: **14 Years**

(57) **CLAIM**

(21) Appl. No.: **29/179,088**

The ornamental design for a data card, as shown and described.

(22) Filed: **Apr. 3, 2003**

**DESCRIPTION**

(51) **LOC (7) Cl.** ..... **19-08**

(52) **U.S. Cl.** ..... **D19/10**

(58) **Field of Search** ..... D14/435, 436,  
D14/437, 438; D19/9, 10, 11, 12; D20/40;  
235/380, 382, 435, 436, 449, 454, 468,  
469, 488, 491, 492, 493; 283/70, 72, 74,  
75, 82, 99, 107, 904; 360/2; 428/916

FIG. 1 illustrates a perspective view of a data card, showing my new design;

FIG. 2 illustrates a front plan view thereof;

FIG. 3 illustrates a rear plan view thereof;

FIG. 4 illustrates a bottom elevational view thereof;

FIG. 5 illustrates a top elevational view thereof;

FIG. 6 illustrates a left side elevational view thereof;

FIG. 7 illustrates a right side elevational view thereof;

FIG. 8 illustrates an exploded plan view thereof;

FIG. 9 illustrates a perspective view of a data card, showing my new design;

FIG. 10 illustrates a front plan view thereof;

FIG. 11 illustrates a rear plan view thereof;

FIG. 12 illustrates a bottom elevational view thereof;

FIG. 13 illustrates a top elevational view thereof;

FIG. 14 illustrates a left side elevational view thereof;

FIG. 15 illustrates a right side elevational view thereof;

FIG. 16 illustrates an exploded plan view thereof;

FIG. 17 illustrates a perspective view of a data card, showing my new design;

FIG. 18 illustrates a front plan view thereof;

FIG. 19 illustrates a rear plan view thereof;

FIG. 20 illustrates a bottom elevational view thereof;

FIG. 21 illustrates a top elevational view thereof;

FIG. 22 illustrates a left side elevational view thereof;

FIG. 23 illustrates a right side elevational view thereof; and,

FIG. 24 illustrates an exploded plan view thereof.



The broken lines in the figures have been shown for illustration purposes only and form no part of the claimed invention.

(56) **References Cited**

**U.S. PATENT DOCUMENTS**

2,616,612	A	*	11/1952	Guttman	.....	283/904
3,505,954	A	*	4/1970	Projansky	.....	283/904
3,583,317	A	*	6/1971	Gibson	.....	283/99
D264,853	S		6/1982	Scavino et al.	.....	D19/10
D270,546	S		9/1983	Malmberg	.....	D19/10
D280,214	S		8/1985	Opel	.....	D19/10
4,609,812	A		9/1986	Drexler	.....	235/487
4,634,848	A		1/1987	Shinohara et al.	.....	235/449
4,645,916	A		2/1987	Raisleger	.....	235/494
4,659,914	A		4/1987	Kondo et al.	.....	235/380
D290,136	S		6/1987	Ball et al.	.....	D19/9
4,806,740	A		2/1989	Gold et al.	.....	235/449
4,855,583	A	*	8/1989	Fraser et al.	.....	235/449
D305,887	S		2/1990	Nishimura	.....	D14/117
D310,386	S		9/1990	Michels et al.	.....	D19/10
5,326,964	A		7/1994	Risser	.....	235/487
D358,419	S		5/1995	Runyan	.....	D19/10
D359,305	S		6/1995	Finkelstein	.....	D19/10
5,440,108	A		8/1995	Tran et al.	.....	235/381
D367,273	S		2/1996	Ebe	.....	D14/117
5,550,709	A	*	8/1996	Iwasaki	.....	235/492
D374,870	S		10/1996	Gaumet	.....	D14/117

**1 Claim, 3 Drawing Sheets**



# US D490,104 S

Page 2

## U.S. PATENT DOCUMENTS

D387,802 S	12/1997	Finkelstein et al. ....	D19/10	6,296,188 B1	10/2001	Kiekhaefer .....	235/487
5,760,381 A *	6/1998	Stich et al. ....	235/380	6,315,206 B1 *	11/2001	Hansen et al. ....	235/380
5,818,030 A *	10/1998	Reyes .....	235/492	D453,160 S	1/2002	Pentz et al. ....	D14/436
5,844,230 A	12/1998	Lalonde .....	235/487	D453,161 S	1/2002	Pentz .....	D14/436
D406,861 S	3/1999	Leedy, Jr. ....	D19/10	D453,336 S	2/2002	Pentz et al. ....	D14/436
5,883,377 A	3/1999	Chapin, Jr. ....	235/493	D453,337 S	2/2002	Pentz et al. ....	D14/436
5,918,909 A *	7/1999	Fiala et al. ....	235/380	D453,338 S	2/2002	Pentz et al. ....	D14/436
5,975,302 A *	11/1999	Young .....	206/449	D453,339 S	2/2002	Pentz .....	D14/436
5,984,191 A	11/1999	Chapin, Jr. ....	235/493	D453,516 S	2/2002	Pentz .....	D14/436
6,138,917 A	10/2000	Chapin, Jr. ....	235/487	D453,517 S	2/2002	Pentz .....	D14/436
D434,041 S	11/2000	Burke .....	D14/436	D454,910 S *	3/2002	Smith et al. ....	D19/9
D436,620 S	1/2001	Webb et al. ....	D19/10	D456,814 S	5/2002	Pentz .....	D14/436
D436,991 S	1/2001	Morgante .....	D19/9	D457,556 S	5/2002	Hochschild .....	D19/9
D437,882 S	2/2001	Creighton .....	D19/9	D460,455 S	7/2002	Pentz .....	D14/436
D438,562 S	3/2001	Webb et al. ....	D19/10	D461,477 S	8/2002	Pentz .....	D14/436
D438,563 S	3/2001	Webb et al. ....	D19/10	6,439,613 B2 *	8/2002	Klure .....	235/380
D442,222 S	5/2001	Webb et al. ....	D19/10	D462,965 S	9/2002	Pentz .....	D14/436
D442,627 S	5/2001	Webb et al. ....	D19/10	D462,966 S	9/2002	Pentz et al. ....	D14/436
D442,628 S	5/2001	Webb et al. ....	D19/10	D464,355 S	10/2002	Burke .....	D14/436
D442,629 S	5/2001	Webb et al. ....	D19/10	D467,247 S	12/2002	Pentz .....	D14/436
D443,298 S	6/2001	Webb et al. ....	D19/10	D468,313 S	1/2003	Burke .....	D14/436
D447,515 S	9/2001	Faenza, Jr. et al. ....	D19/10	6,543,809 B1 *	4/2003	Kistner et al. ....	283/74
6,290,137 B1	9/2001	Kiekhaefer .....	235/487	6,561,432 B1 *	5/2003	Vedder et al. ....	235/380
D449,336 S	10/2001	Webb et al. ....	D19/10	6,588,658 B1 *	7/2003	Blank .....	235/380

\* cited by examiner

Fig. 1

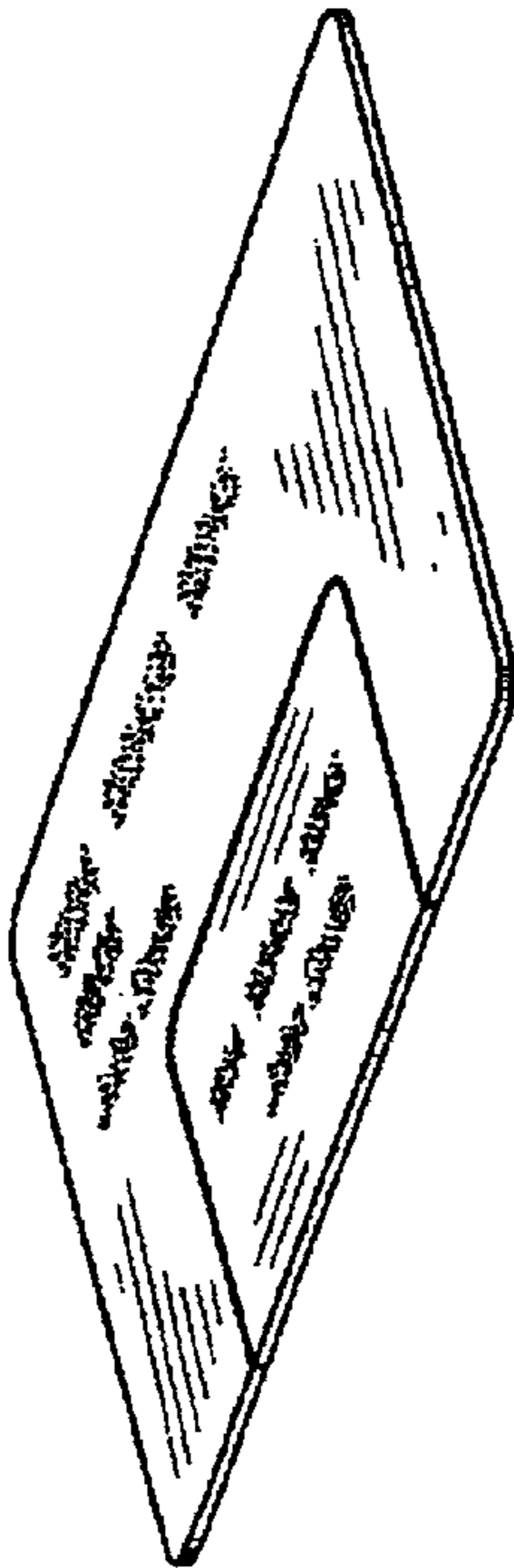


Fig. 2

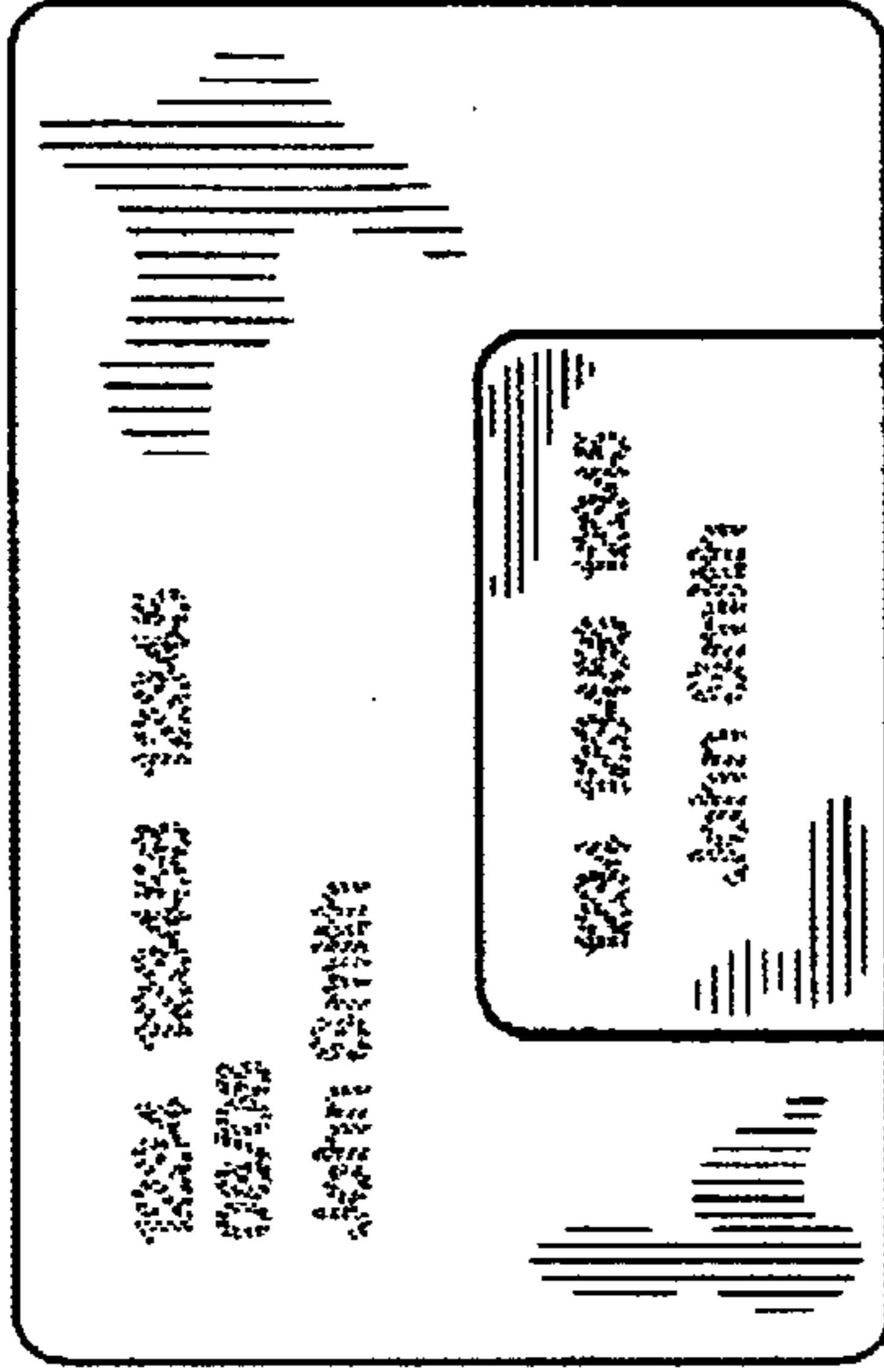


Fig. 8




Fig. 5



Fig. 6



Fig. 3

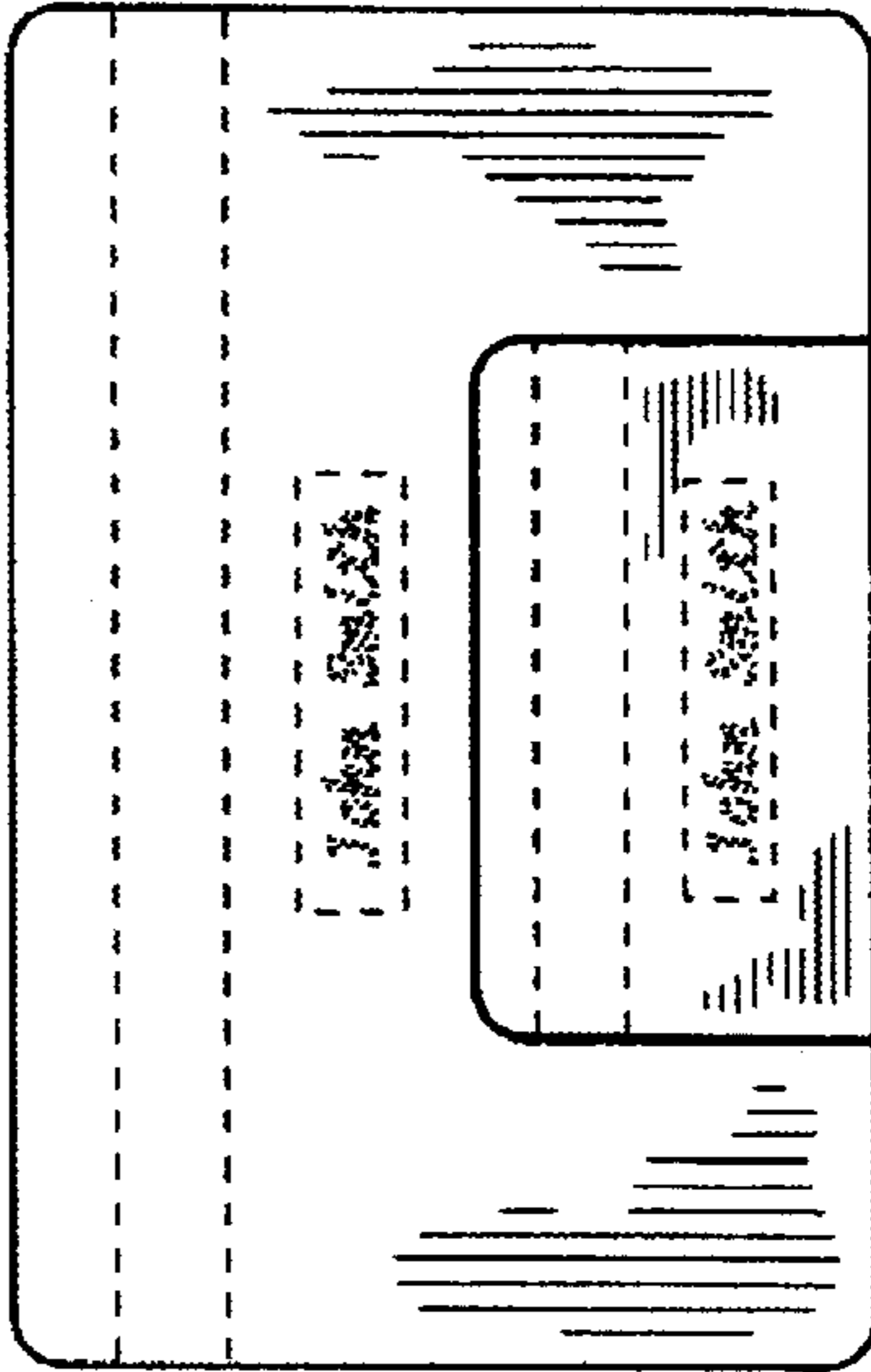


Fig. 7



Fig. 4





Fig. 9

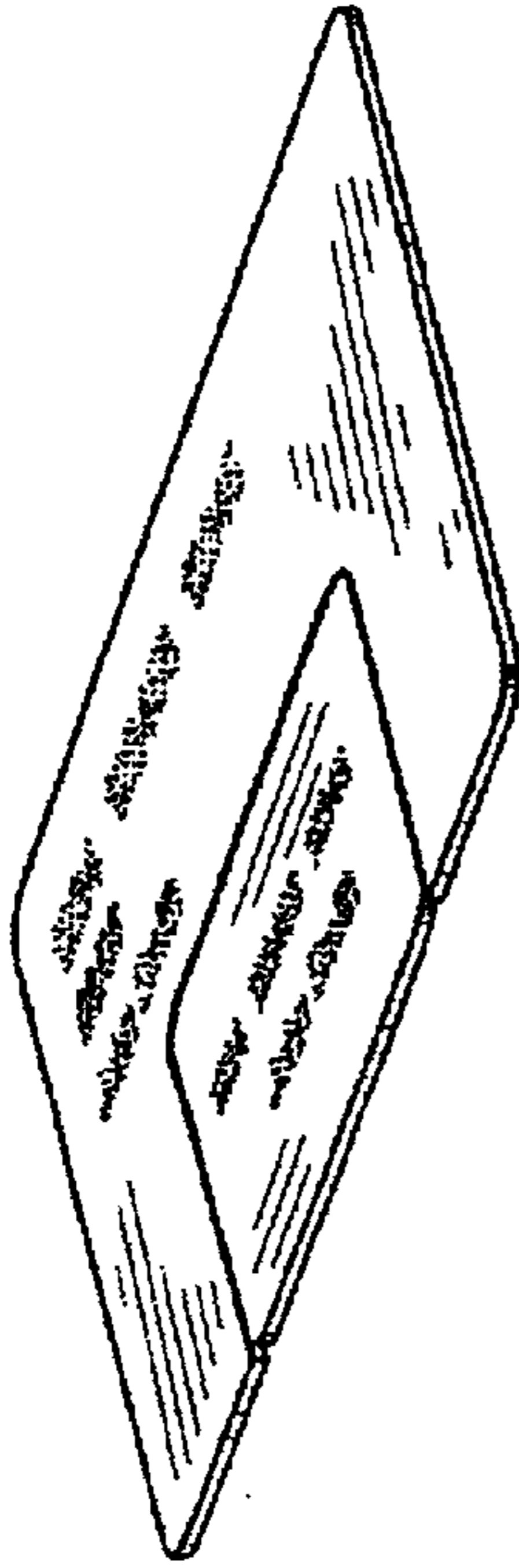


Fig. 10

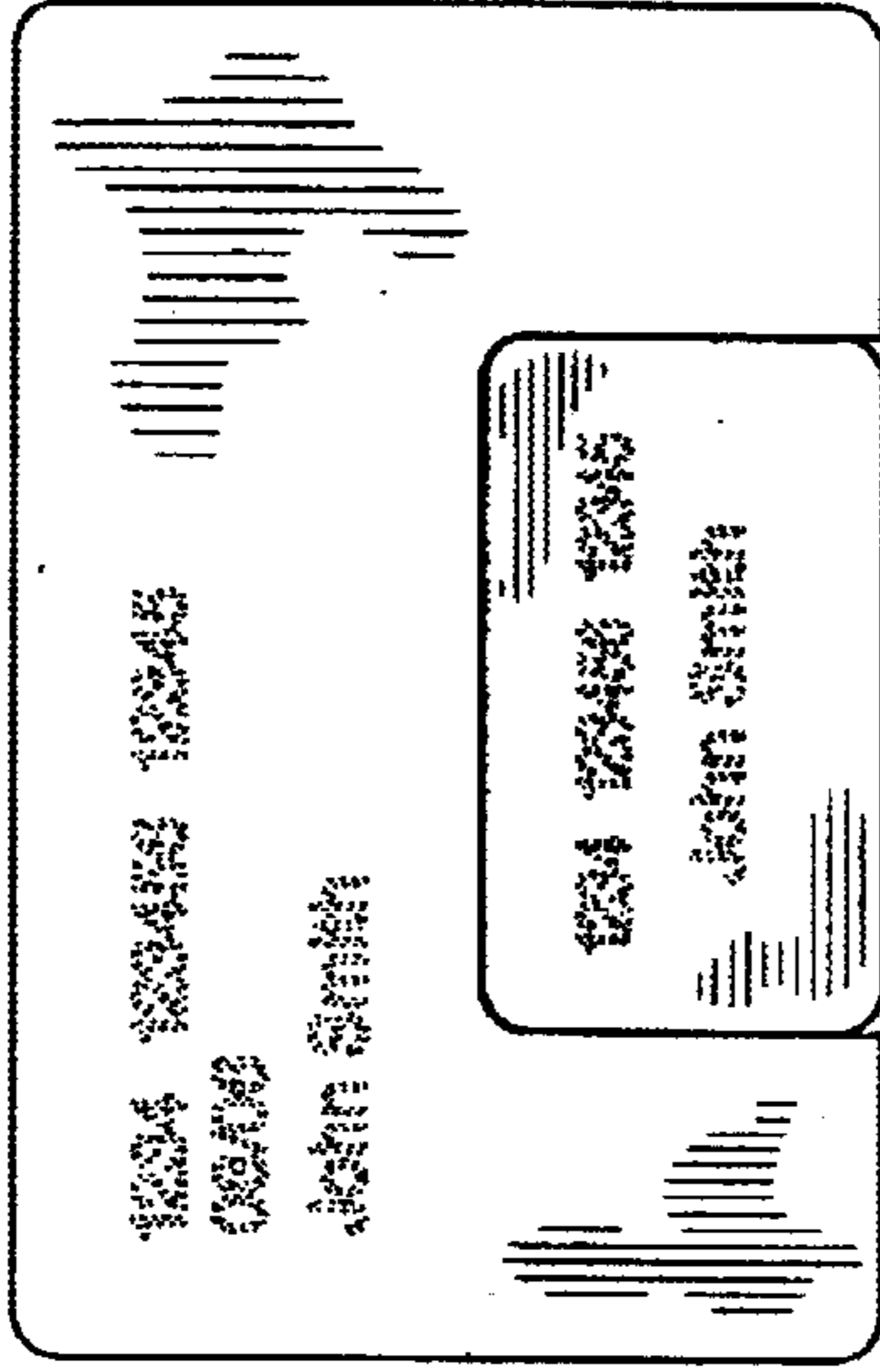


Fig. 16

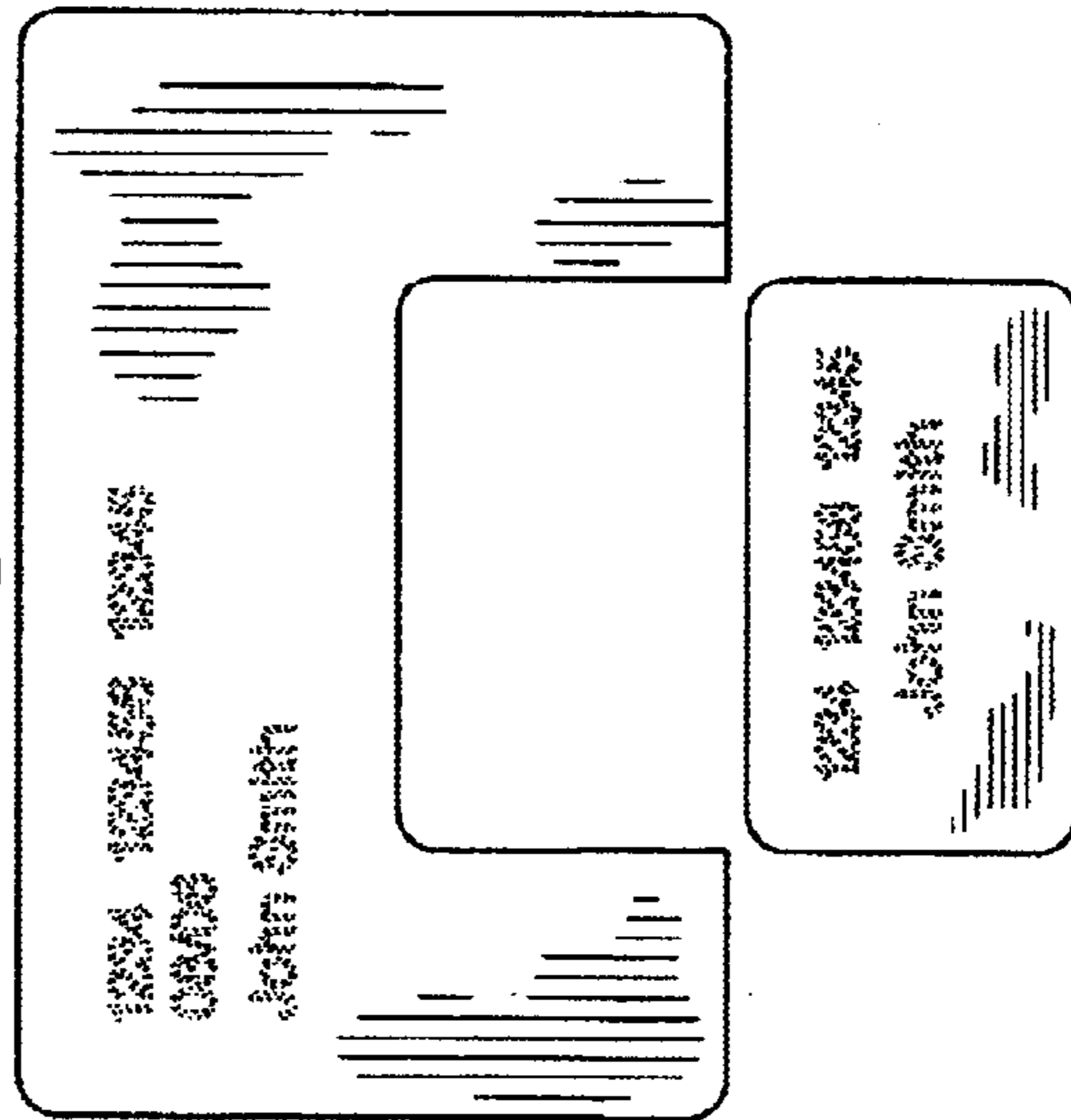


Fig. 13



Fig. 14



Fig. 11

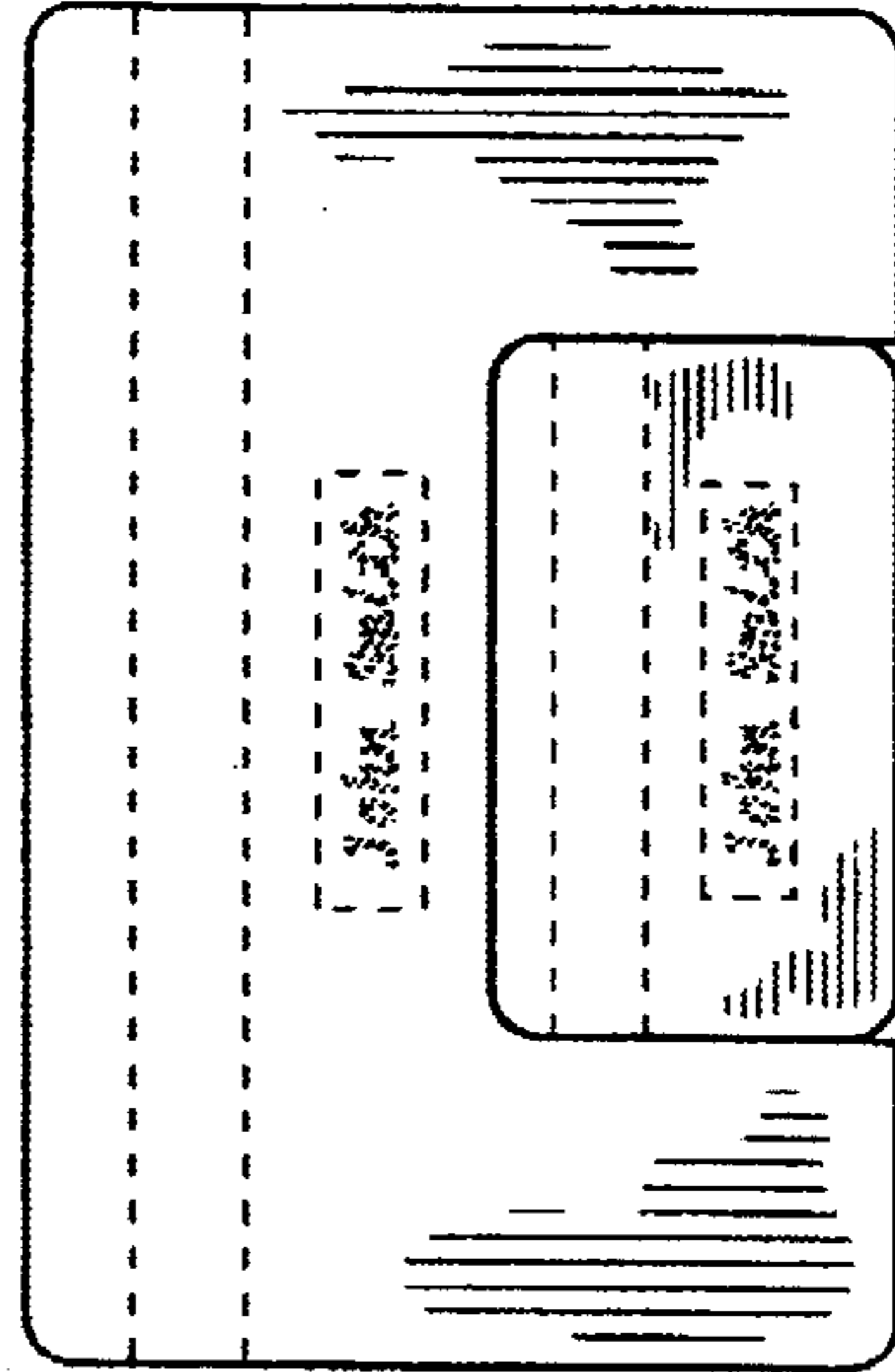


Fig. 15



Fig. 12



Fig. 17

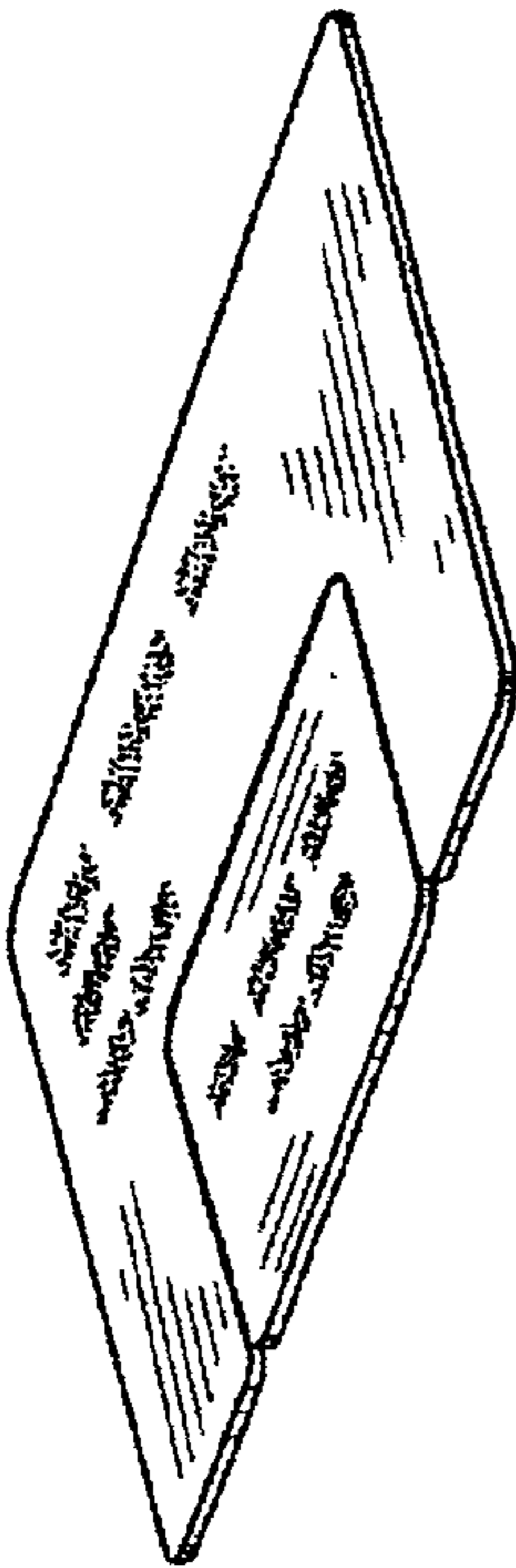


Fig. 18




Fig. 24

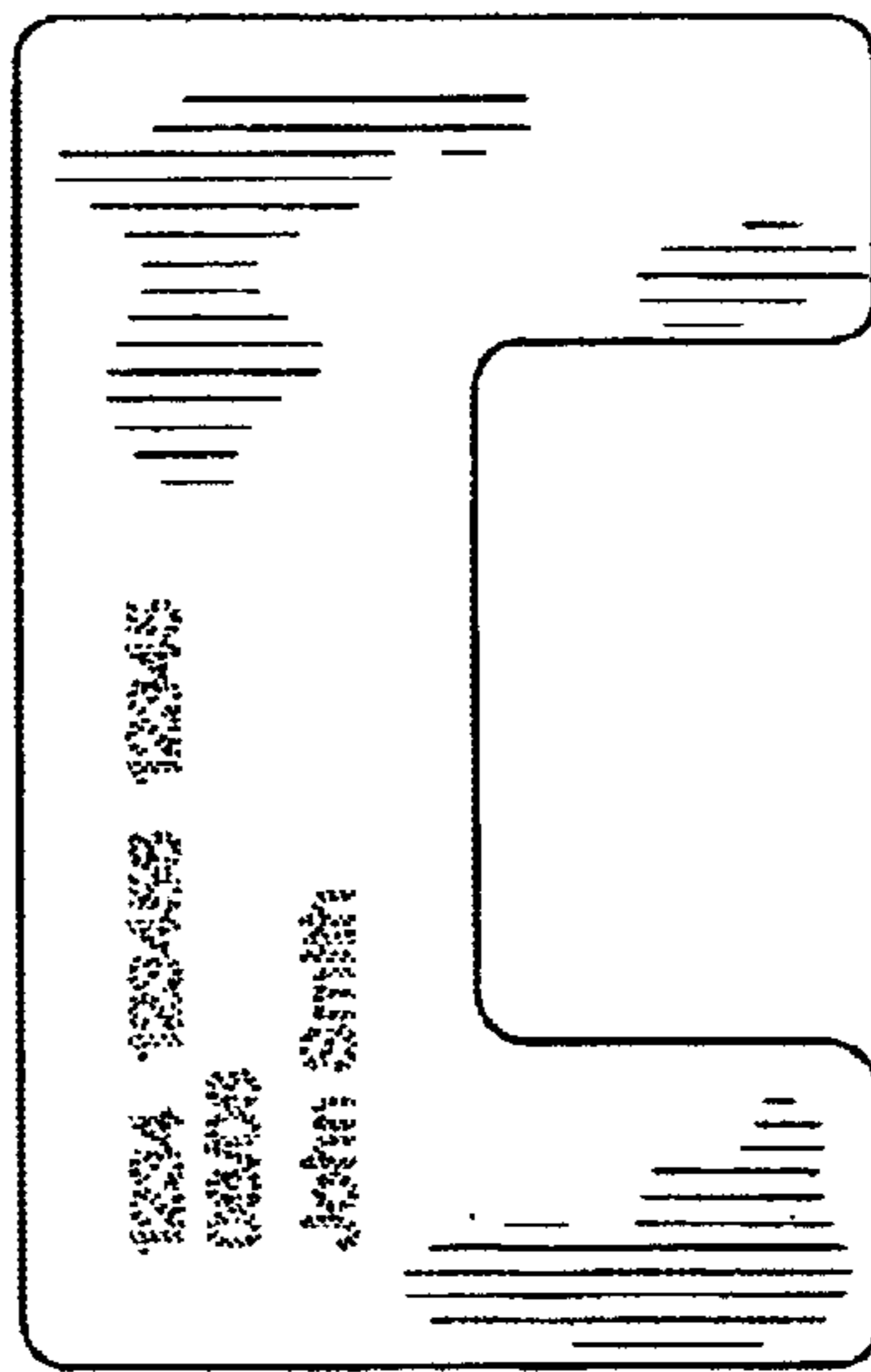


Fig. 21



Fig. 22




Fig. 19

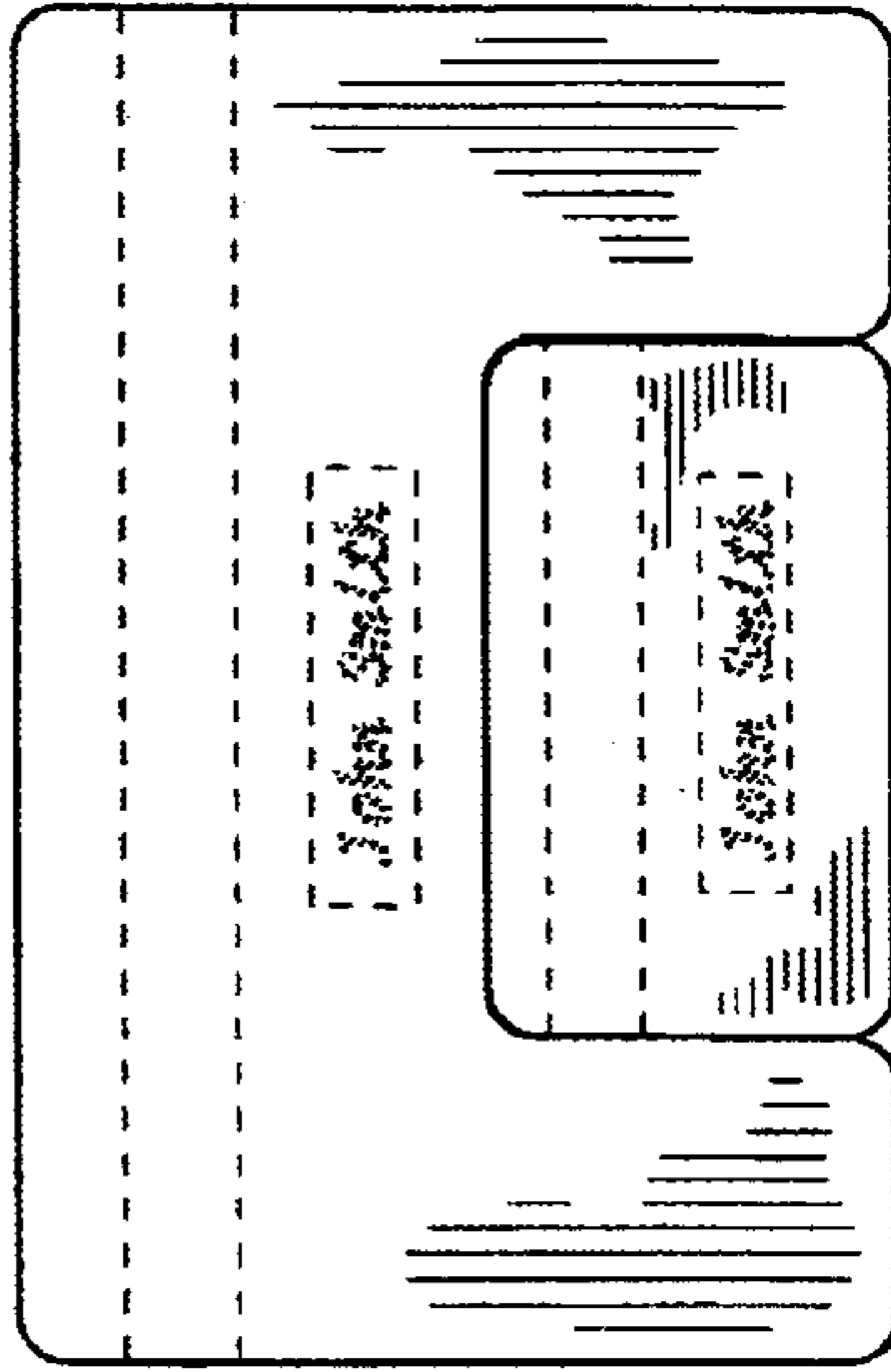


Fig. 23

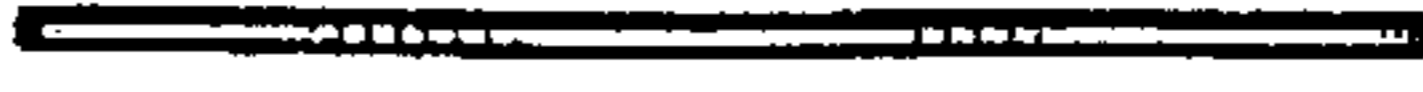


Fig. 20

