



US00D490096S

(12) **United States Design Patent**  
**Okugawa**

(10) **Patent No.:** **US D490,096 S**

(45) **Date of Patent:** **\*\* May 18, 2004**

(54) **ELECTROSTATIC CHUCK**

(75) **Inventor:** **Keisuke Okugawa, Aichi (JP)**

(73) **Assignee:** **NGK Spark Plug Co., Ltd., Aichi (JP)**

(\*\*) **Term:** **14 Years**

(21) **Appl. No.:** **29/183,946**

(22) **Filed:** **Jun. 20, 2003**

(30) **Foreign Application Priority Data**

Dec. 20, 2002 (JP) ..... 2002-035564

(51) **LOC (7) Cl.** ..... **15-09**

(52) **U.S. Cl.** ..... **D15/140**

(58) **Field of Search** ..... D15/140; 361/230,  
361/233, 234, 235; 279/128; D13/199;  
269/8, 903

(56) **References Cited**

**U.S. PATENT DOCUMENTS**

4,518,889 A	*	5/1985	T Hoen	.....	310/357
4,692,836 A	*	9/1987	Suzuki	.....	361/234
5,474,614 A	*	12/1995	Robbins	.....	118/728
5,572,398 A	*	11/1996	Federlin et al.	.....	361/234
5,671,116 A	*	9/1997	Husain	.....	361/234

5,838,528 A	*	11/1998	Os et al.	.....	361/234
D420,022 S	*	2/2000	Burkhart et al.	.....	D15/140
D425,919 S	*	5/2000	Burkhart et al.	.....	D15/140
6,268,994 B1	*	7/2001	Logan et al.	.....	361/234
6,513,796 B2	*	2/2003	Leidy et al.	.....	269/21
6,639,783 B1	*	10/2003	Shamouilian et al.	.....	361/234

\* cited by examiner

*Primary Examiner*—Lucy Lieberman

(74) *Attorney, Agent, or Firm*—Sughue Mion, PLLC

(57) **CLAIM**

The ornamental design for a electrostatic chuck, as shown and described.

**DESCRIPTION**

FIG. 1 is a perspective view of the top, front and right side of an electrostatic chuck showing my new design;  
 FIG. 2 is a front elevational view thereof, the rear elevational view being a mirror image thereof;  
 FIG. 3 is a right side elevational view thereof;  
 FIG. 4 is a left side elevational view thereof;  
 FIG. 5 is a top plan view thereof;  
 FIG. 6 is a bottom plan view thereof; and,  
 FIG. 7 is a sectional view taking along the line 7—7 in FIG. 5.

**1 Claim, 3 Drawing Sheets**

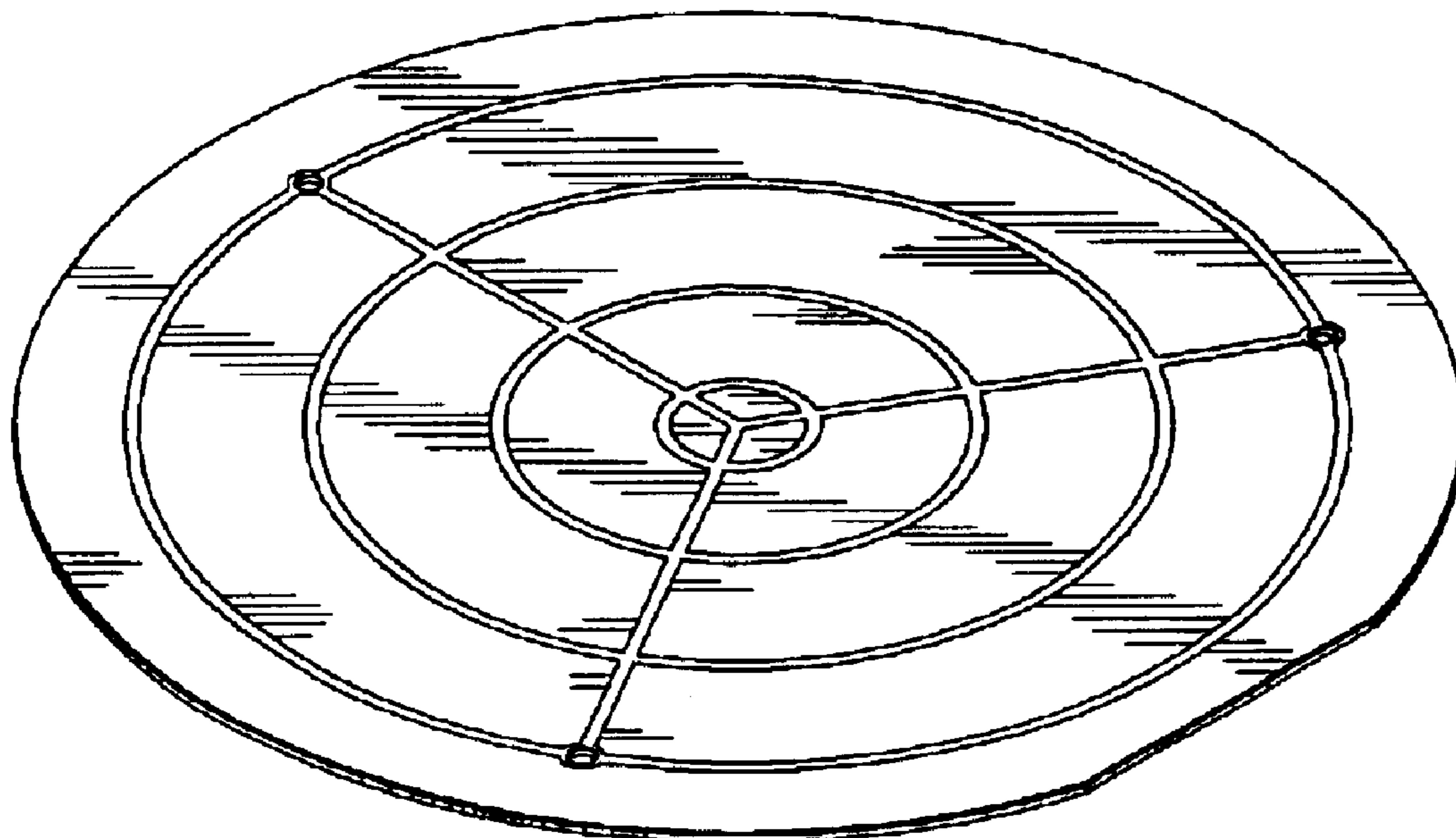


FIG.1

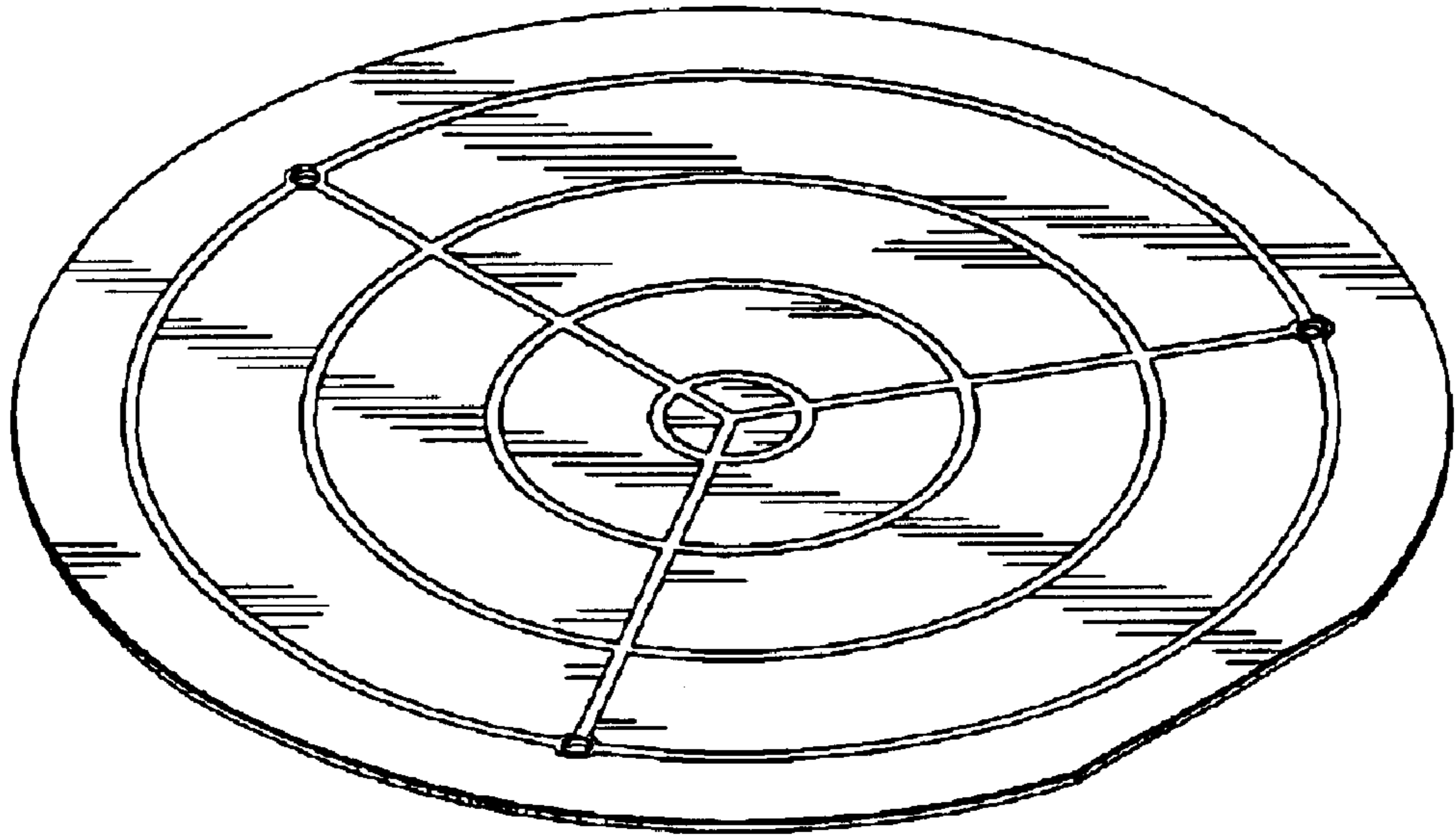


FIG.2



FIG.3



FIG.4



FIG.5

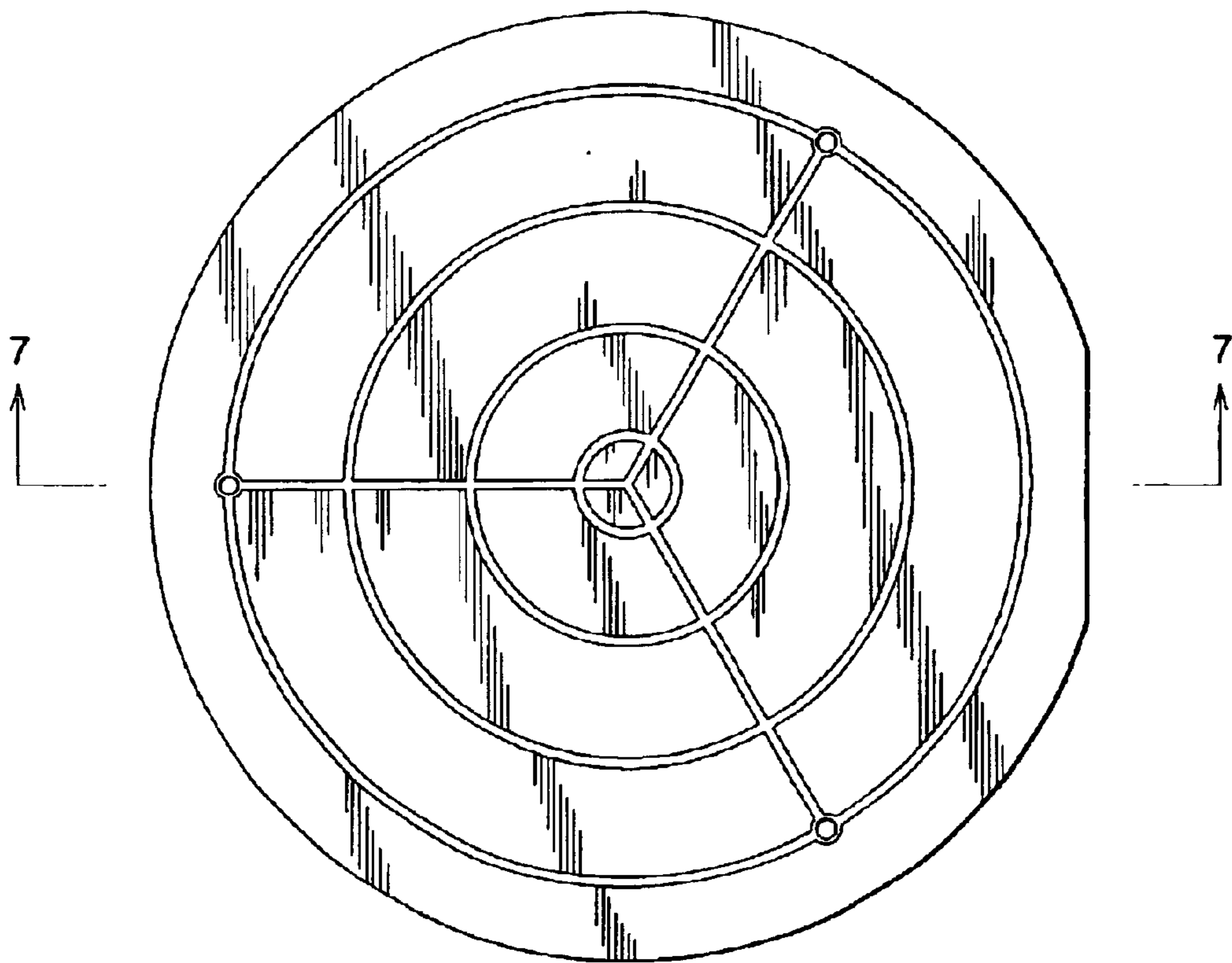


FIG.6

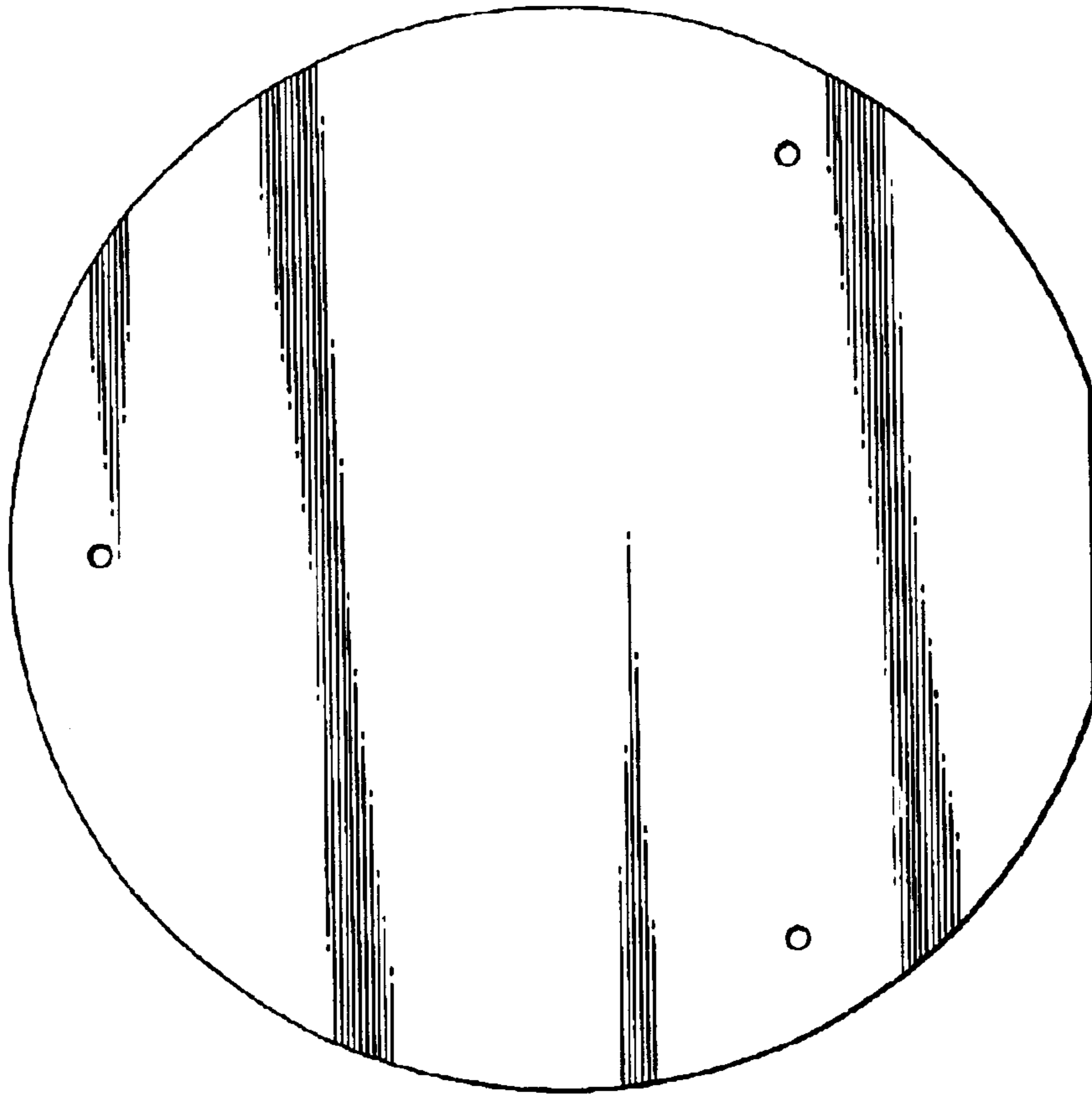


FIG.7

