



US00D490076S

(12) **United States Design Patent**
Griffin

(10) **Patent No.:** **US D490,076 S**

(45) **Date of Patent:** **** May 18, 2004**

(54) **HAND HELD ELECTRONIC DEVICE WITH
KEYBOARD AND AUXILIARY INPUT**

(75) Inventor: **Jason T. Griffin**, Waterloo (CA)

(73) Assignee: **Research In Motion Limited**, Waterloo
(CA)

(**) Term: **14 Years**

(21) Appl. No.: **29/188,474**

(22) Filed: **Aug. 19, 2003**

Related U.S. Application Data

(62) Division of application No. 29/175,616, filed on Feb. 6,
2003, now Pat. No. Des. 478,585, which is a division of
application No. 29/151,070, filed on Nov. 30, 2001, now Pat.
No. Des. 472,551.

(51) **LOC (7) Cl.** **14-02**

(52) **U.S. Cl.** **D14/346**

(58) **Field of Search** D14/341-346,
D14/191, 387; D18/1, 2, 7; 235/145 A,
145 R; 341/22, 23; 345/156, 168, 169,
172, 173; 349/12; 361/680-686

(56) **References Cited**

U.S. PATENT DOCUMENTS

4,611,406 A 9/1986 Engstrom et al.
D325,912 S * 5/1992 Sakai et al. D14/191
D348,439 S 7/1994 Luong

D367,043 S 2/1996 Ross et al.
D386,497 S 11/1997 Huslig et al.
D398,607 S * 9/1998 Hanafsa et al. D14/191
D416,256 S 11/1999 Griffin et al.
D472,551 S 4/2003 Griffin

* cited by examiner

Primary Examiner—Freda S. Nunn

(74) *Attorney, Agent, or Firm*—Jones Day; Krishna K.
Pathiyal, Esq.; Charles B. Meyer, Esq.


(57) **CLAIM**

The ornamental design for a hand held electronic device
with keyboard and auxiliary input, as shown and described.

DESCRIPTION

FIG. 1 is a front perspective of a handheld electronic device
in accordance with my design;
FIG. 2 is a back elevation of a handheld electronic device in
accordance with my design;
FIG. 3 is a left side elevation of a handheld electronic device
in accordance with my design;
FIG. 4 is a right side elevation of a handheld electronic
device in accordance with my design;
FIG. 5 is a top plan of a handheld electronic device in
accordance with my design;
FIG. 6 is a bottom plan of a handheld electronic device in
accordance with my design; and,
FIG. 7 is a front elevation of a handheld electronic device in
accordance with my design.

1 Claim, 3 Drawing Sheets






FIG. 1

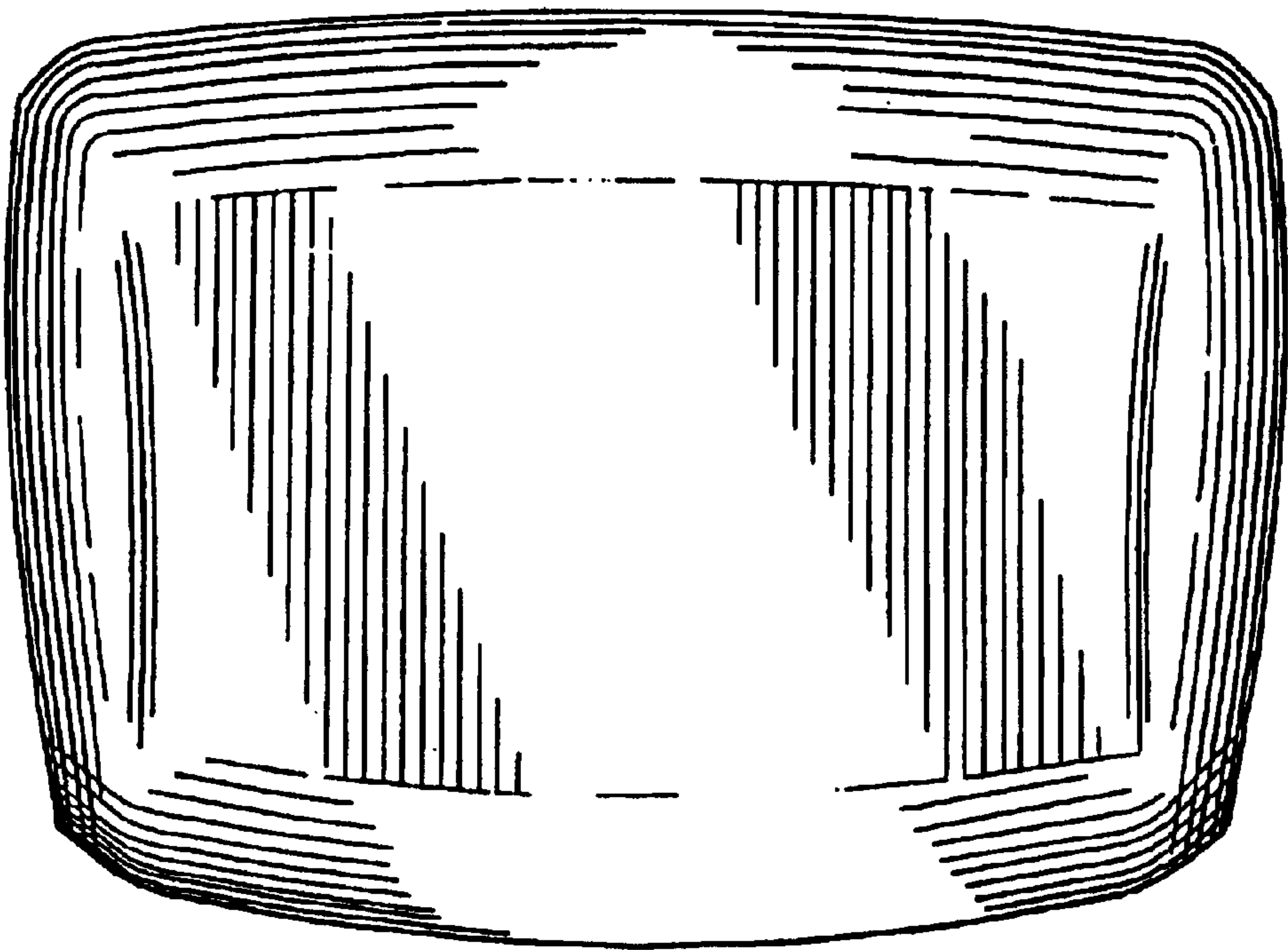


FIG. 2




FIG. 3




FIG. 4




FIG. 5




FIG. 6

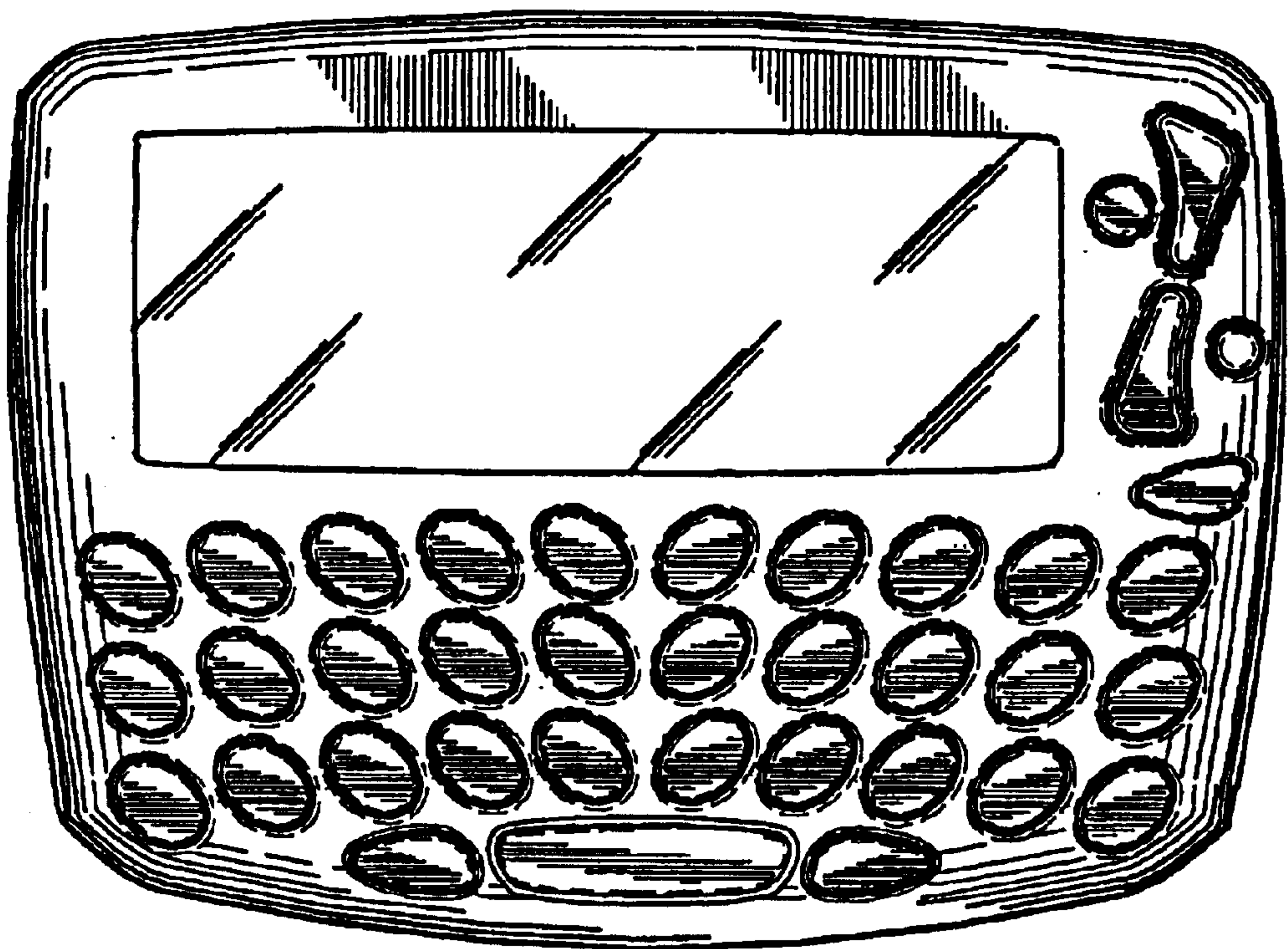


FIG. 7