



US00D490075S

(12) **United States Design Patent**
Hsueh-Chih et al.

(10) **Patent No.:** **US D490,075 S**

(45) **Date of Patent:** **** May 18, 2004**

(54) **PORTABLE COMPUTER**

(75) Inventors: **Peng Hsueh-Chih**, Taipei Hsien (TW);
Lin Ker-Wei, Taipei Hsien (TW)

(73) Assignee: **Acer Inc.** (TW)

(**) Term: **14 Years**

(21) Appl. No.: **29/179,739**

(22) Filed: **Apr. 15, 2003**

(30) **Foreign Application Priority Data**

Feb. 13, 2003 (CN) 92300805

(51) **LOC (7) Cl.** **14-02**

(52) **U.S. Cl.** **D14/324**

(58) **Field of Search** D14/315-328,
D14/331; D18/1, 2, 7; 235/145 A, 145 R;
341/22, 23; 345/104, 156, 168, 169, 173;
361/680-686; 400/486, 489

(56) **References Cited**

U.S. PATENT DOCUMENTS

D370,666 S * 6/1996 Bovio et al. D14/327

D391,927 S * 3/1998 Faranda et al. D14/318
D455,743 S * 4/2002 Smith et al. D14/328

* cited by examiner

Primary Examiner—Freda S. Nunn

(74) *Attorney, Agent, or Firm*—Michael D. Bednarek;
Shaw Pittman LLP


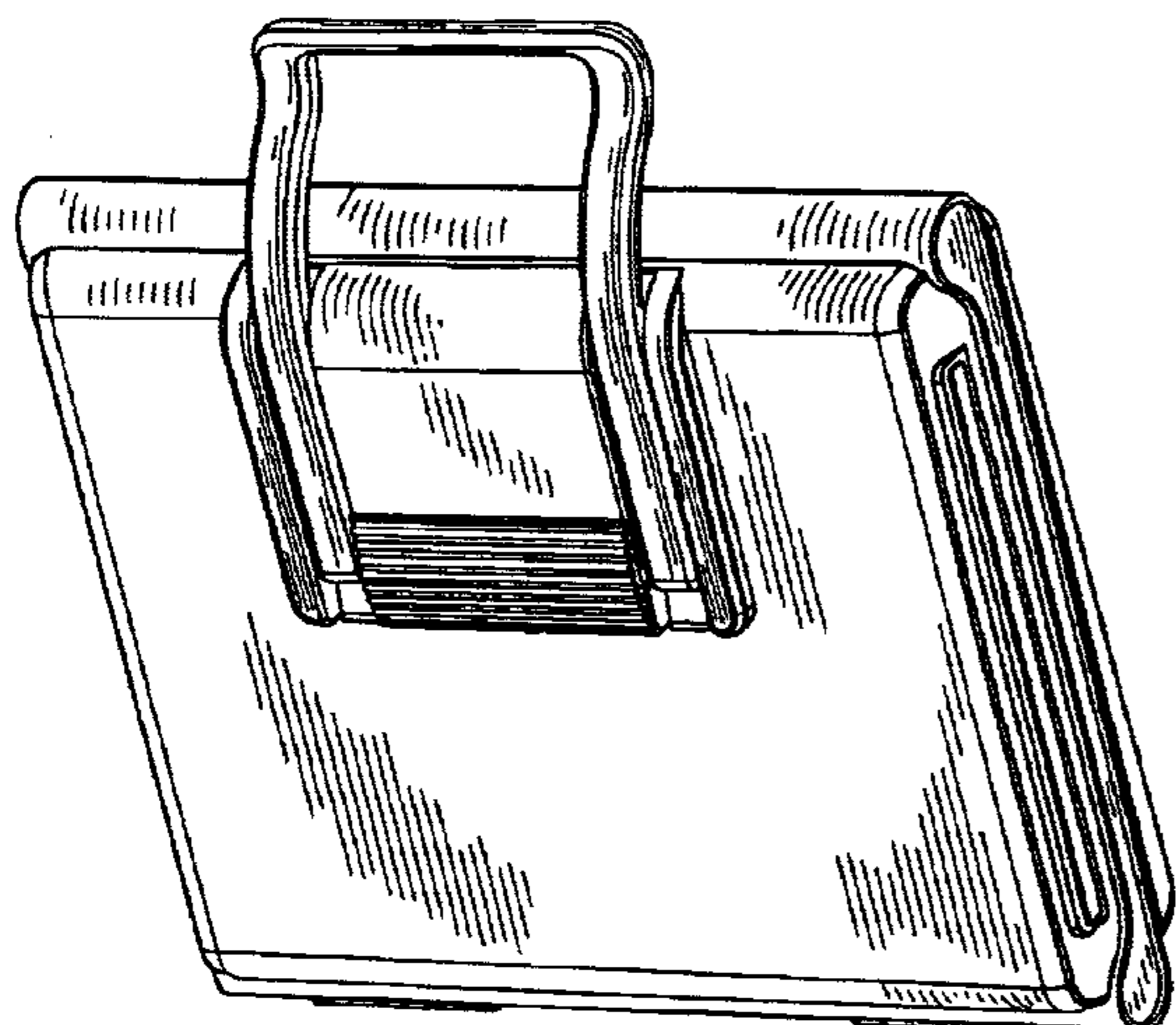
(57) **CLAIM**

The ornamental design for a portable computer, is substantially as shown and described.

DESCRIPTION

FIG. 1 is a front perspective view of a portable computer showing our new design.
FIG. 2 is a front elevational view of the portable computer.
FIG. 3 is a left side view of the portable computer.
FIG. 4 is a rear elevational view of the portable computer.
FIG. 5 is a right side view of the portable computer.
FIG. 6 is a bottom plan view of the portable computer.
FIG. 7 is a top plan view of the portable computer; and,
FIG. 8 is a using status view of the portable computer.

1 Claim, 7 Drawing Sheets



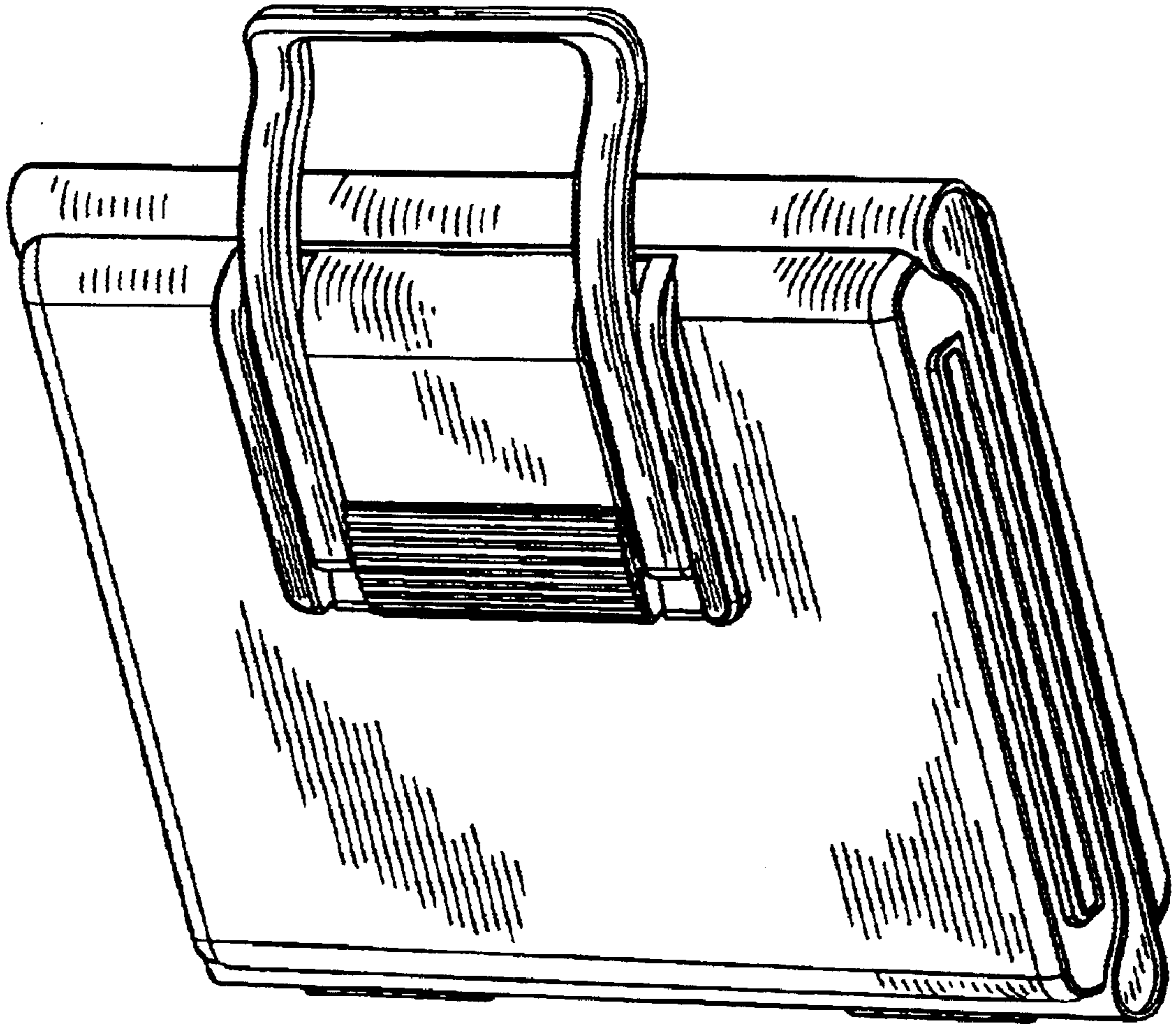


FIG. 1




FIG. 2

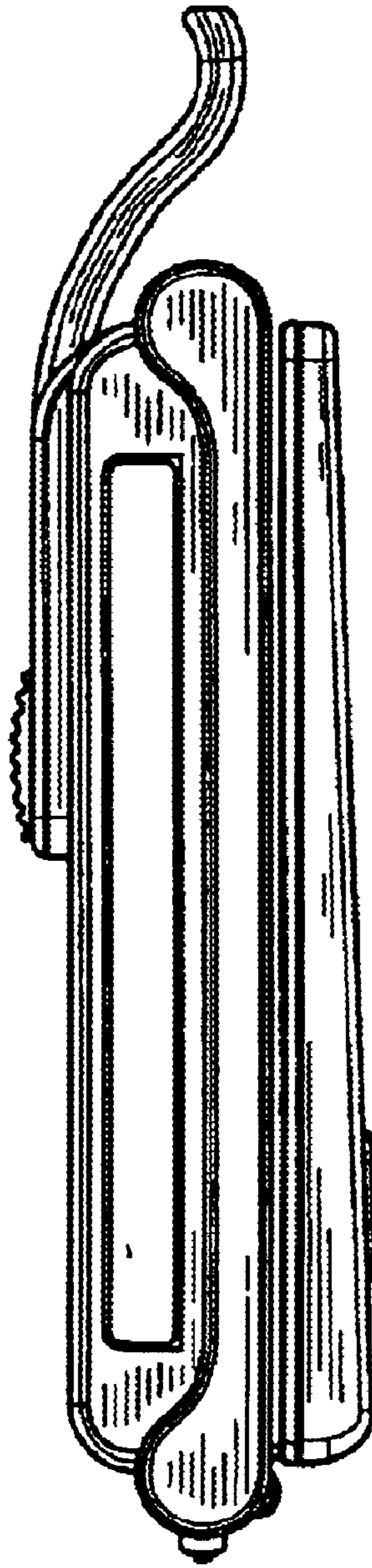


FIG. 3

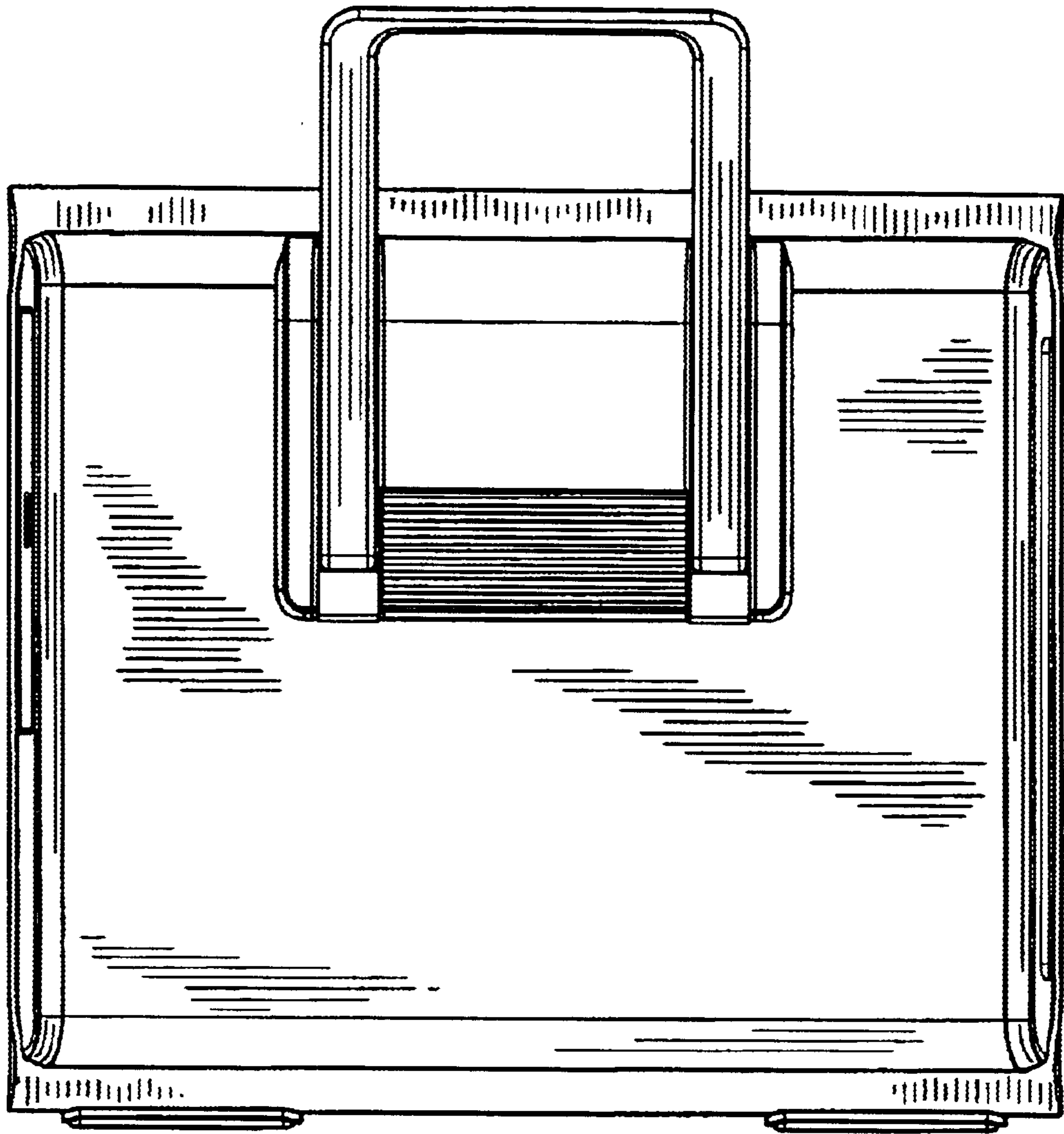


FIG. 4

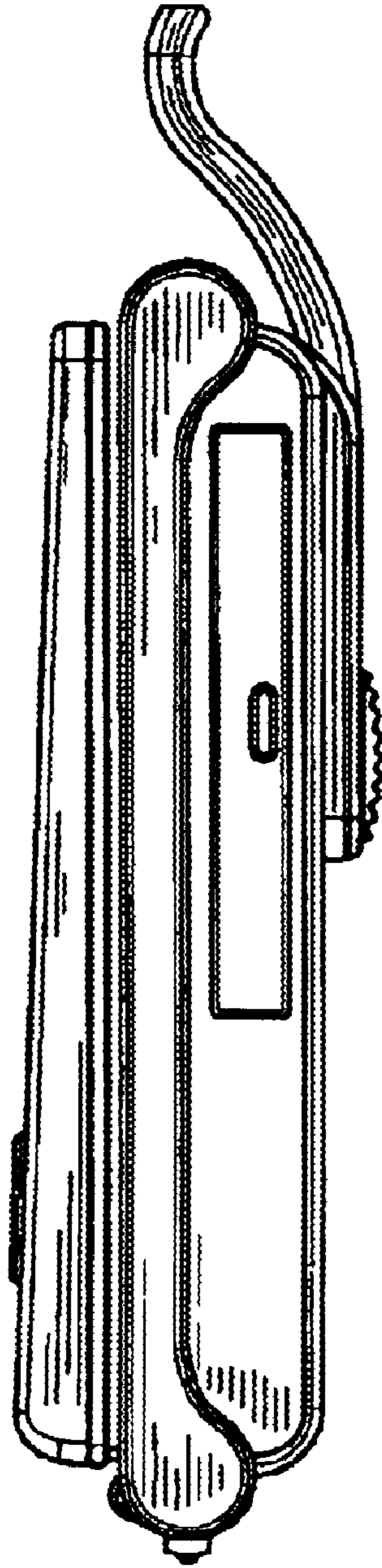


FIG. 5




FIG. 6




FIG. 7




FIG. 8