



US00D490074S

(12) **United States Design Patent**
Majanen

(10) **Patent No.:** **US D490,074 S**

(45) **Date of Patent:** **** May 18, 2004**

- (54) **KEY BUTTON ARRANGEMENT FOR A HANDSET**
- (75) Inventor: **Pekka Majanen**, Littoinen (FI)
- (73) Assignee: **Nokia Corporation**, Espoo (FI)
- (**) Term: **14 Years**
- (21) Appl. No.: **29/177,582**
- (22) Filed: **Mar. 13, 2003**
- (30) **Foreign Application Priority Data**
 Sep. 13, 2002 (FI) M 20020557
- (51) **LOC (7) Cl.** **14-03**
- (52) **U.S. Cl.** **D14/247**
- (58) **Field of Search** D14/137, 138,
 D14/218, 147-148, 247-249, 144, 455,
 456, 341-347, 338-340, 399, 426, 387,
 429, 453; 379/433.01-433.13, 434, 419,
 420.01-420.04, 428.01-428.02, 440, 368-370;
 455/550.1-90.3; D13/168; D18/2, 7; 345/168,
 169

(56) **References Cited**

U.S. PATENT DOCUMENTS

D409,204 S	*	5/1999	Vuolteenaho	D14/247
D424,571 S	*	5/2000	Finkbeiner	D14/247
D443,600 S	*	6/2001	Ogawa	D14/138
D448,367 S	*	9/2001	Johansson	D14/247
D454,851 S	*	3/2002	Kitamura	D14/138
D455,421 S	*	4/2002	Lee	D14/247
D457,883 S	*	5/2002	Sugioka et al.	D14/342
D458,240 S	*	6/2002	Suzuki et al.	D14/138
D459,324 S	*	6/2002	Ahlgren	D14/138

D459,328 S	*	6/2002	Kurimoto	D14/138
D459,344 S	*	6/2002	Vuolteenaho	D14/247
6,463,263 B1	*	10/2002	Feilner et al.	455/90.1
D466,892 S	*	12/2002	Hoornaert et al.	D14/346
D468,304 S	*	1/2003	Ruohonen	D14/247
D469,757 S	*	2/2003	Majanen	D14/247
D471,184 S	*	3/2003	Dalby et al.	D14/247
D471,901 S	*	3/2003	Dalby et al.	D14/247
D471,903 S	*	3/2003	Burns et al.	D14/247
D475,999 S	*	6/2003	Pottie et al.	D14/247
D476,648 S	*	7/2003	Salmi	D14/247
D476,983 S	*	7/2003	Salmi	D14/247
D479,515 S	*	9/2003	Seo	D14/138
D481,381 S	*	10/2003	Toor et al.	D14/247
D481,711 S	*	11/2003	Vuolteenaho	D14/247
D482,682 S	*	11/2003	Lehtonen	D14/247

FOREIGN PATENT DOCUMENTS

JP 2003009932 A * 1/2003 A45C/13/30

* cited by examiner

Primary Examiner—Jeffrey Asch
(74) *Attorney, Agent, or Firm*—Banner & Witcoff, Ltd.

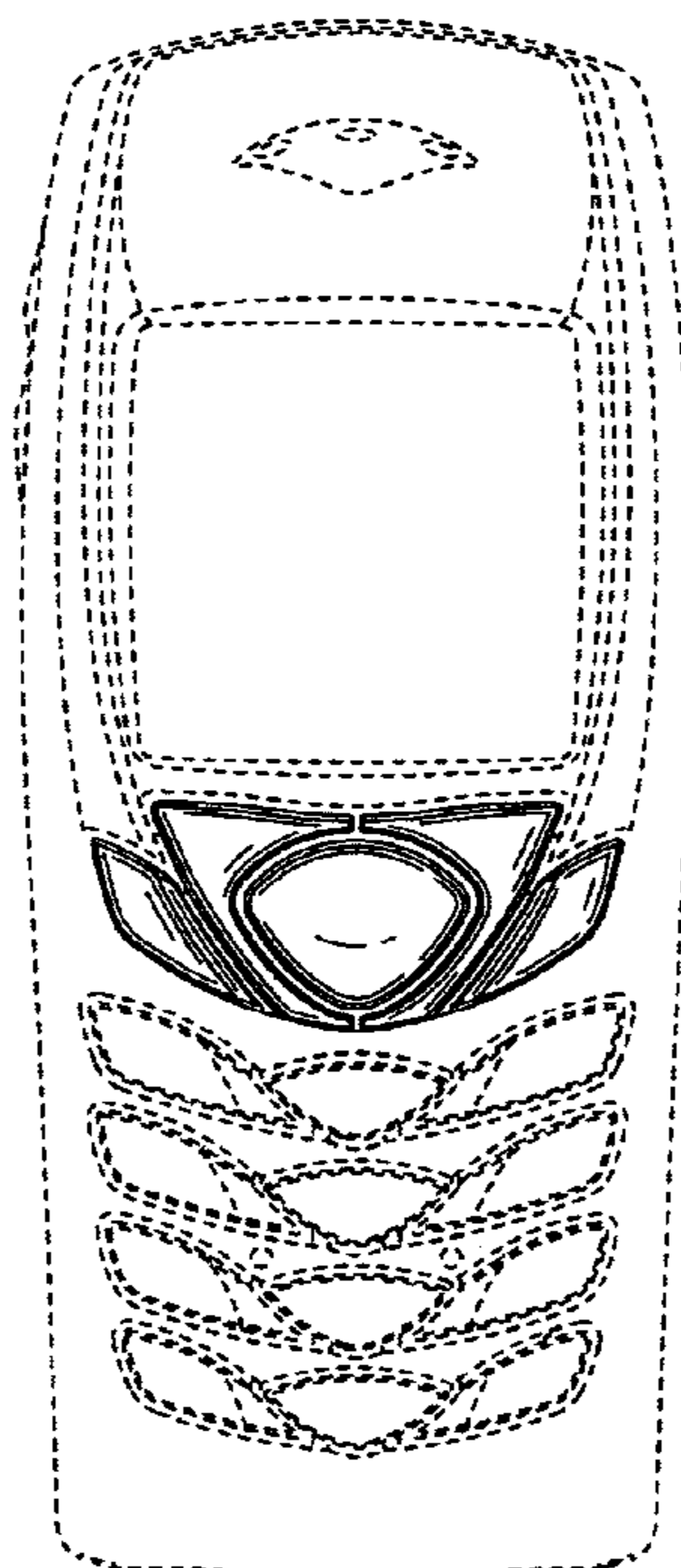
(57) **CLAIM**

The ornamental design for a key button arrangement for a handset, as shown and described.

DESCRIPTION

FIG. 1 is a front view of a key button arrangement for a handset showing my new design; and, FIG. 2 is a perspective front view thereof. The uneven broken line showing of the remainder of the handset and keypad is for illustrative purposes only and forms no part of the claimed design.

1 Claim, 2 Drawing Sheets



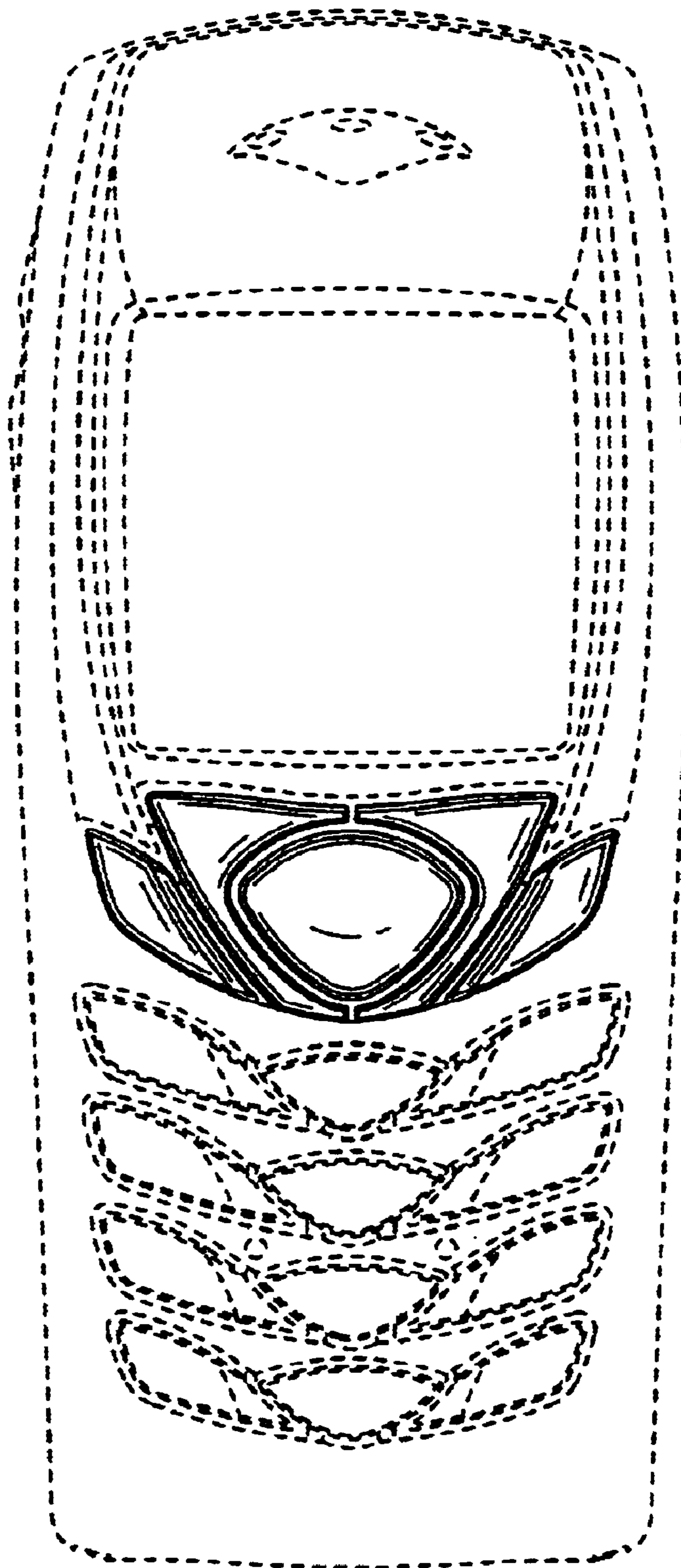


FIG. 1

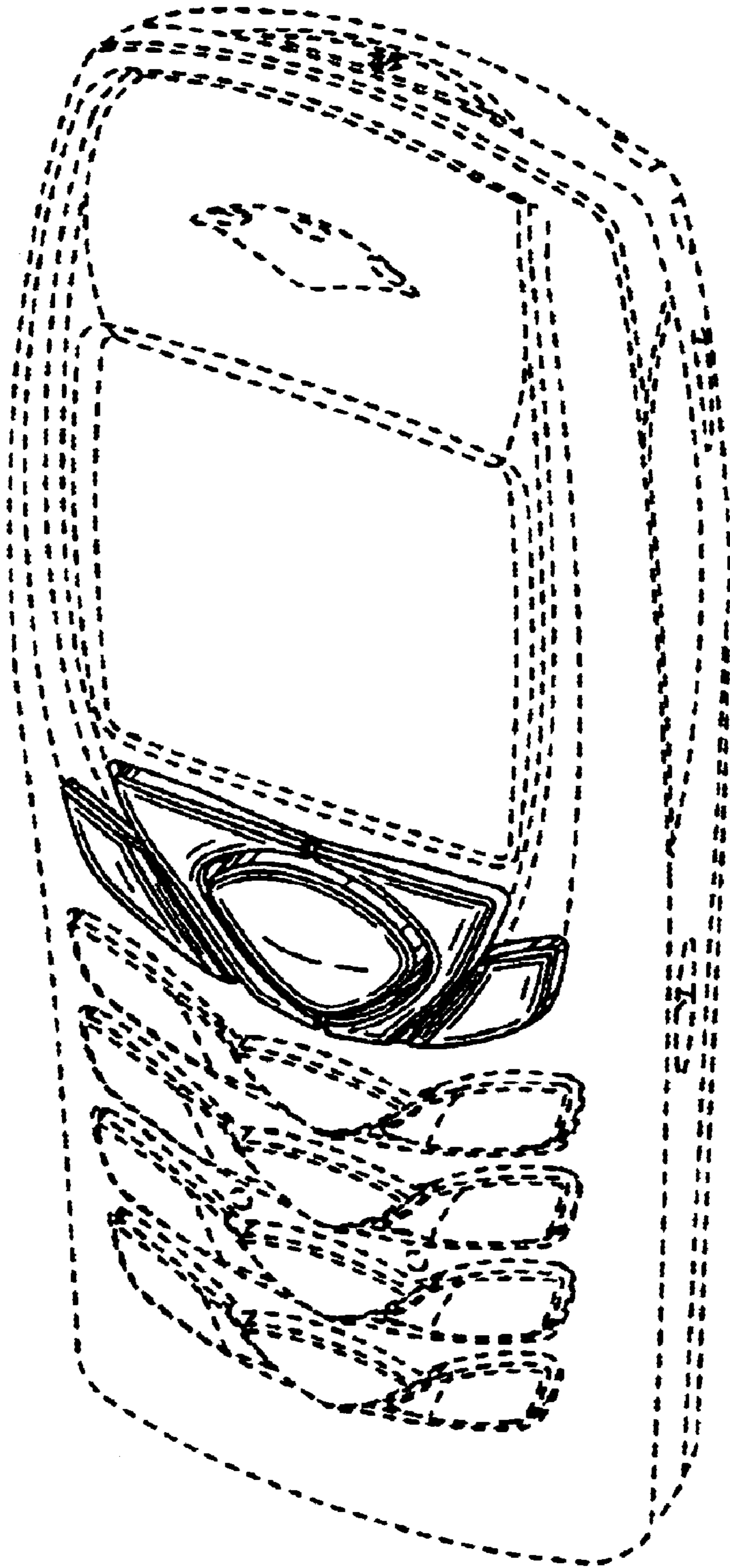


FIG. 2