



US00D490073S

(12) **United States Design Patent**  
**Langford**

(10) **Patent No.:** **US D490,073 S**

(45) **Date of Patent:** **\*\* May 18, 2004**

- (54) **KEY BUTTON ARRANGEMENT FOR A HANDSET**
- (75) Inventor: **Jamie Langford**, Grapevine, TX (US)
- (73) Assignee: **Nokia Corporation**, Espoo (FI)
- (\*\*) Term: **14 Years**
- (21) Appl. No.: **29/166,907**
- (22) Filed: **Sep. 6, 2002**
- (51) **LOC (7) Cl.** ..... **14-03**
- (52) **U.S. Cl.** ..... **D14/247**
- (58) **Field of Search** ..... D14/137, 138,  
D14/218, 147-148, 247-249, 144, 455,  
456, 341-347, 338-340, 399, 426, 387,  
429, 453; 379/433.01-433.13, 434, 419,  
420.01-420.04, 428.01-428.02, 440, 368-370;  
455/550.1-90.3; 345/168, 169; D13/168;  
D18/2, 7

- D455,738 S \* 4/2002 Kolinen ..... D14/247
- D459,344 S \* 6/2002 Vuolteenaho ..... D14/247
- D469,070 S \* 1/2003 Lee ..... D14/138
- D469,757 S \* 2/2003 Majanen ..... D14/247
- D470,134 S \* 2/2003 Majanen ..... D14/247
- D471,184 S \* 3/2003 Dalby et al. .... D14/247
- D471,903 S \* 3/2003 Burns et al. .... D14/247
- D471,904 S \* 3/2003 Majanen ..... D14/247
- D475,997 S \* 6/2003 Burns et al. .... D14/247
- D475,998 S \* 6/2003 Salmi ..... D14/247
- D476,320 S \* 6/2003 Arbisi et al. .... D14/247
- D476,648 S \* 7/2003 Salmi ..... D14/247
- D476,984 S \* 7/2003 Salmi ..... D14/247
- 2003/0083021 A1 \* 5/2003 Hsu et al. .... 455/90.1

\* cited by examiner

*Primary Examiner*—Jeffrey Asch

(74) *Attorney, Agent, or Firm*—Banner & Witcoff, Ltd.

(57) **CLAIM**

The ornamental design for a key button arrangement for a handset, as shown and described.

(56) **References Cited**

**U.S. PATENT DOCUMENTS**

- D389,488 S \* 1/1998 Williams et al. .... D14/247
- D408,824 S \* 4/1999 Johansson et al. .... D14/247
- D432,529 S \* 10/2000 Kolinen ..... D14/247
- D441,745 S \* 5/2001 Yabusaki ..... D14/247
- D447,475 S \* 9/2001 Arbisi et al. .... D14/247
- D448,021 S \* 9/2001 Arbisi et al. .... D14/248
- D448,367 S \* 9/2001 Johansson ..... D14/247
- D455,737 S \* 4/2002 Salmi et al. .... D14/347

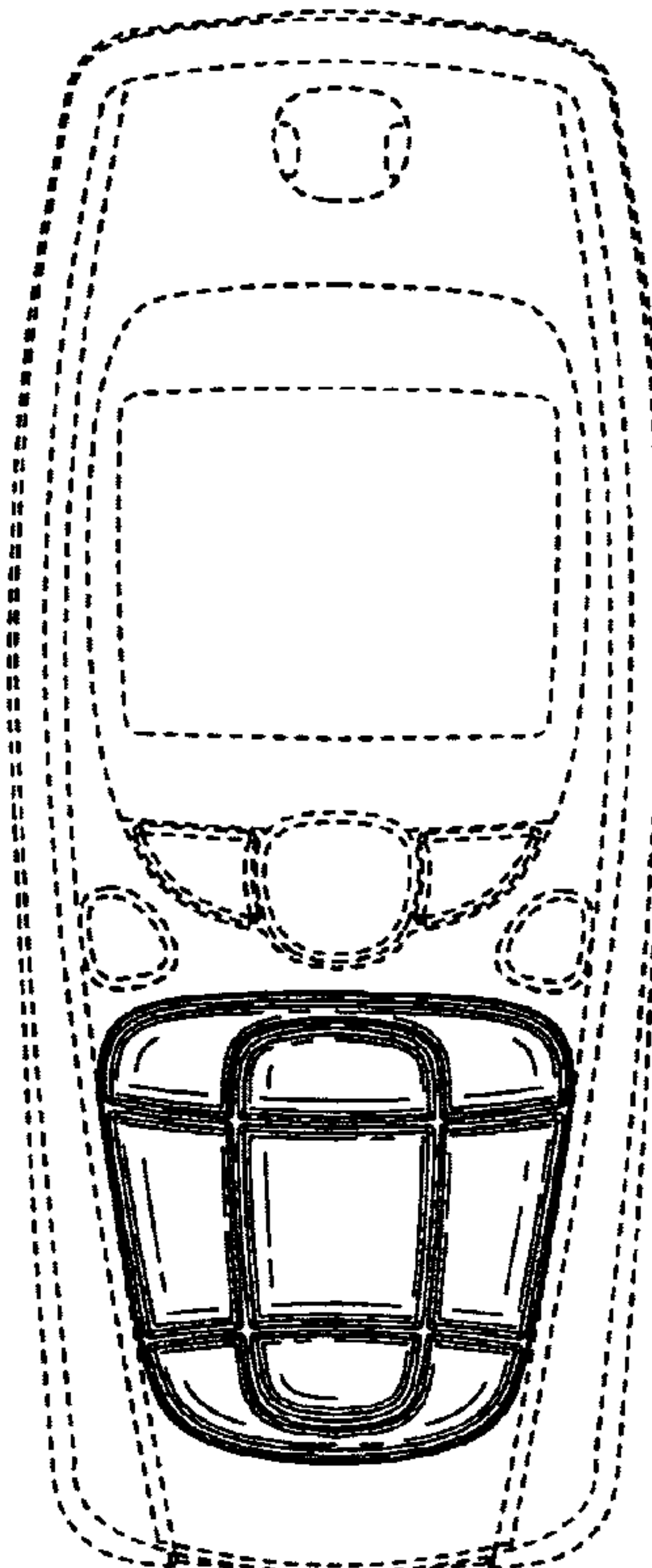
**DESCRIPTION**

FIG. 1 is a front view of a key button arrangement for a handset showing my new design; and,

FIG. 2 is a perspective front view thereof.

The broken line showings of the remainder of a handset are for illustrative purposes only and form no part of the claimed design.

**1 Claim, 2 Drawing Sheets**



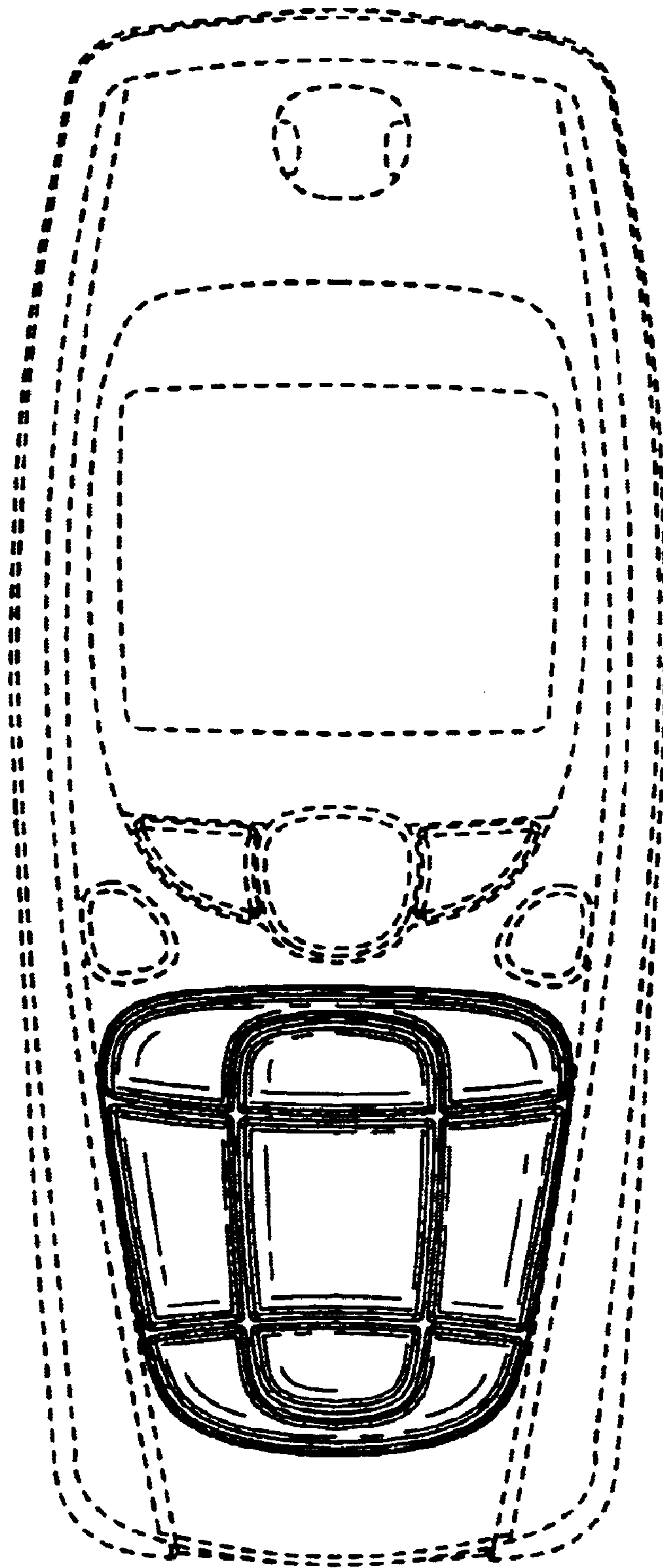


FIG. 1




FIG. 2