



US00D490069S

(12) **United States Design Patent** (10) **Patent No.:** **US D490,069 S**
Lee (45) **Date of Patent:** **** May 18, 2004**

(54) **PORTABLE RADIO**

6,127,933 A * 10/2000 Ohmura et al. 340/636.1
D453,752 S * 2/2002 Lee D14/192

(75) Inventor: **Johan Lee**, Sunnyside, NY (US)

* cited by examiner

(73) Assignee: **Coby Electronics Corporation**,
Maspeth, NY (US)

Primary Examiner—Prabhakar Deshmukh
(74) *Attorney, Agent, or Firm*—Brown Raysman Millstein
Felder & Steiner LLP

(**) Term: **14 Years**

(57) **CLAIM**

(21) Appl. No.: **29/187,449**

The ornamental design for a portable radio, as shown and described.

(22) Filed: **Aug. 1, 2003**

Related U.S. Application Data

DESCRIPTION

(62) Division of application No. 29/173,542, filed on Dec. 31, 2002, now Pat. No. Des. 481,374.

A portion of the disclosure of this patent document contains material which is subject to copyright protection. The copyright owner has no objection to the facsimile reproduction by anyone of the patent document or the patent disclosure, as it appears in the Patent and Trademark Office patent files or records, but otherwise reserves all copyright rights whatsoever.

(51) **LOC (7) Cl.** **14-03**

(52) **U.S. Cl.** **D14/188**

(58) **Field of Search** D14/188, 168,
D14/172, 175, 183, 184, 194, 195; 455/347,
350, 351, 344, 575.1, 90

FIG. 1 is a perspective view of the front, one side and the top of my new design;

(56) **References Cited**

FIG. 2 is a front view thereof;

U.S. PATENT DOCUMENTS

FIG. 3 is a side view of one side thereof;

5,109,539 A * 4/1992 Inubushi et al. 455/575.1

FIG. 4 is a top view thereof;

D348,539 S * 7/1994 Crawford D28/8.1

FIG. 5 is a side view of the other side thereof;

D351,506 S * 10/1994 Artz D6/333

FIG. 6 is a back view thereof; and,

D379,627 S * 6/1997 Takahashi D14/171

FIG. 7 is a bottom view thereof.

D389,139 S * 1/1998 Oross et al. D14/137

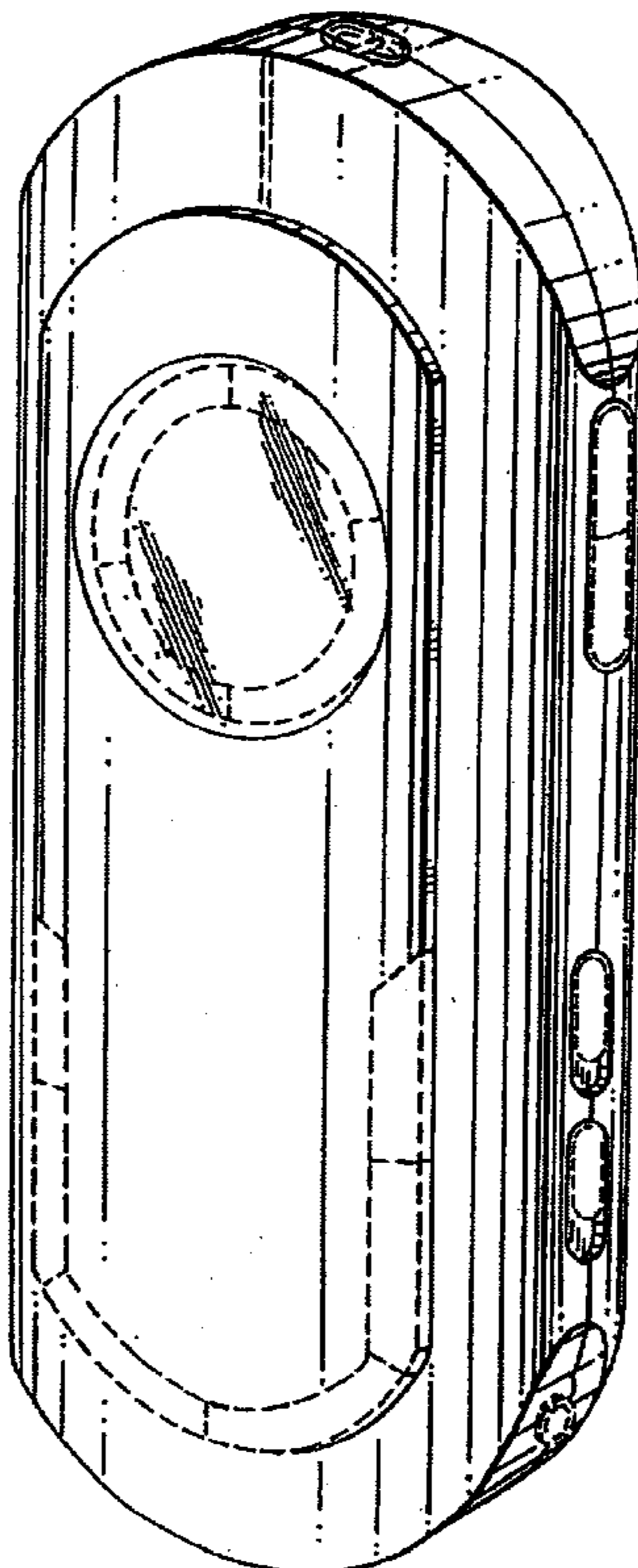
The broken lines are for illustrative purpose only and form no part of the claimed design.

D398,605 S * 9/1998 Murray et al. D14/137

D408,411 S * 4/1999 Hakoda D14/168

D424,563 S * 5/2000 Schmeichel et al. D14/188

1 Claim, 3 Drawing Sheets



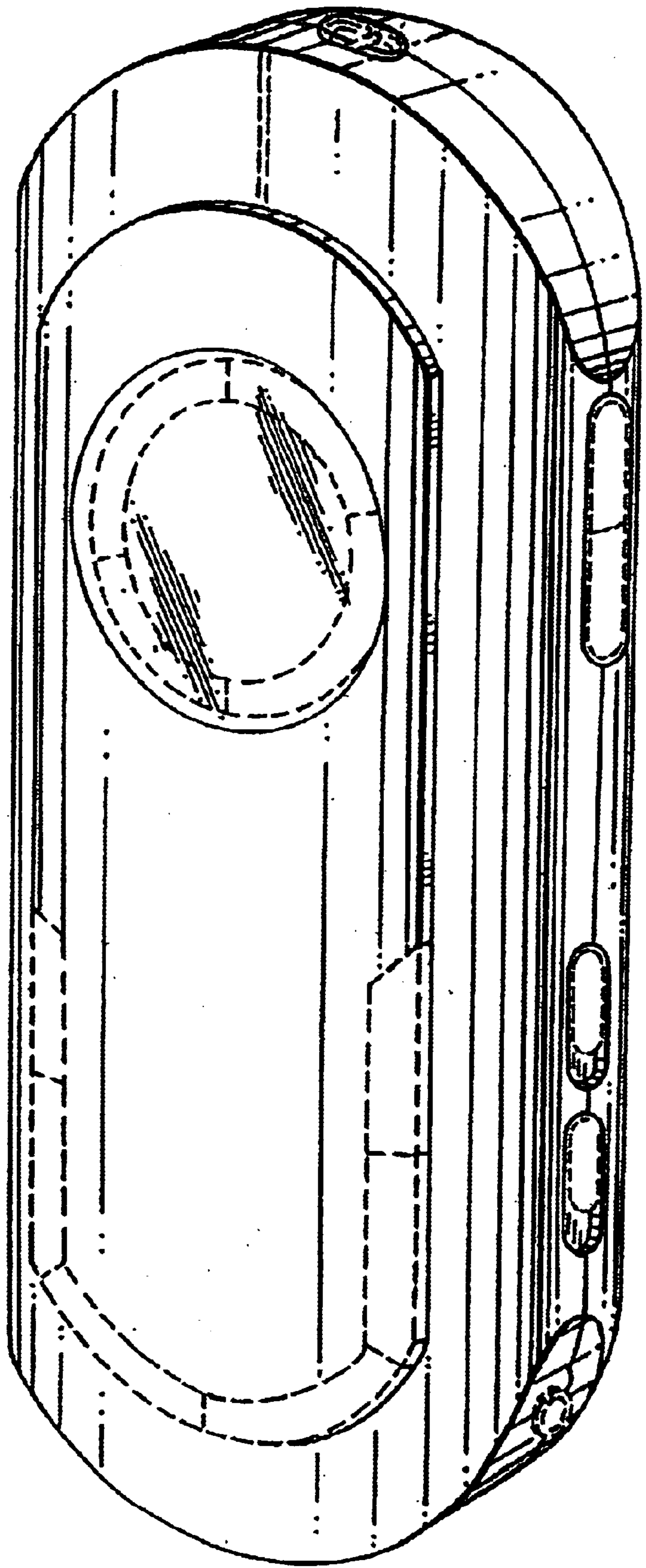


FIG. 1

FIG. 2

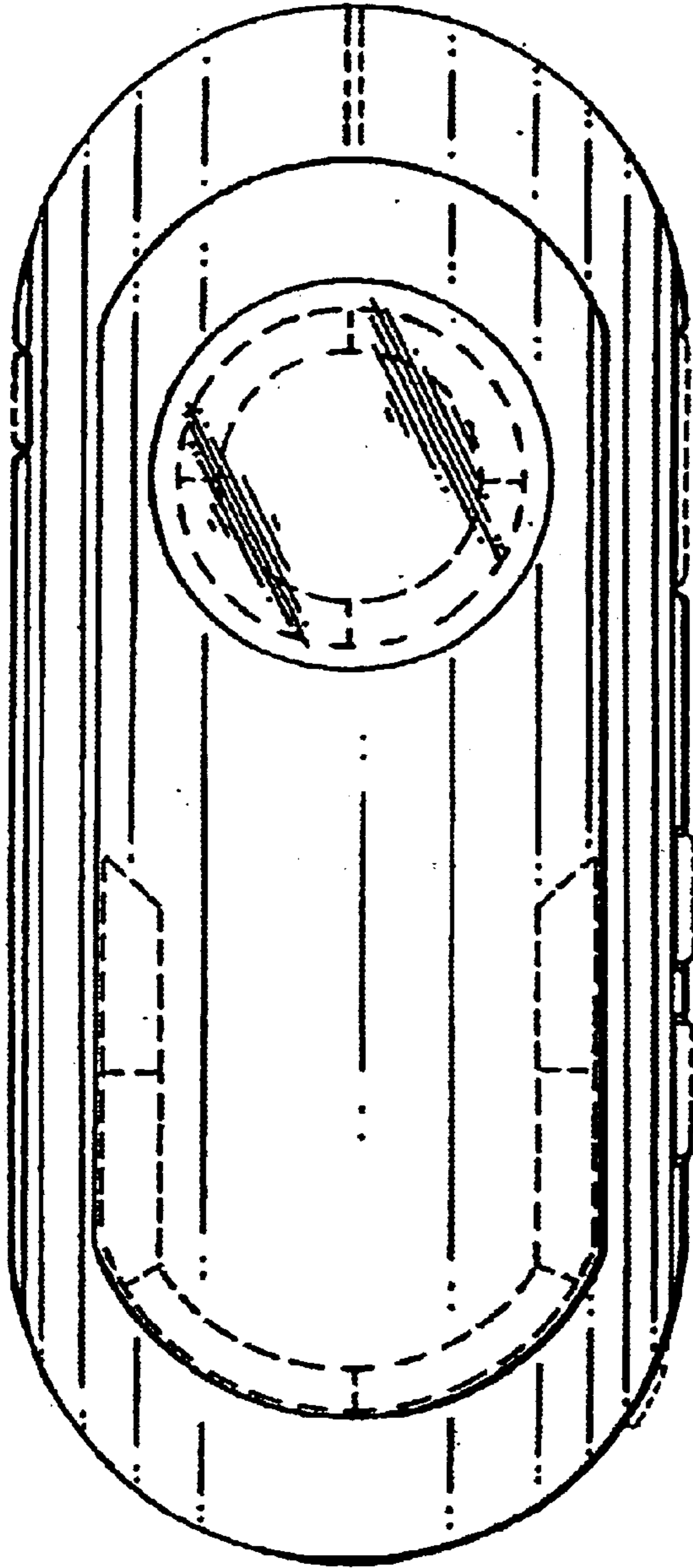


FIG. 3

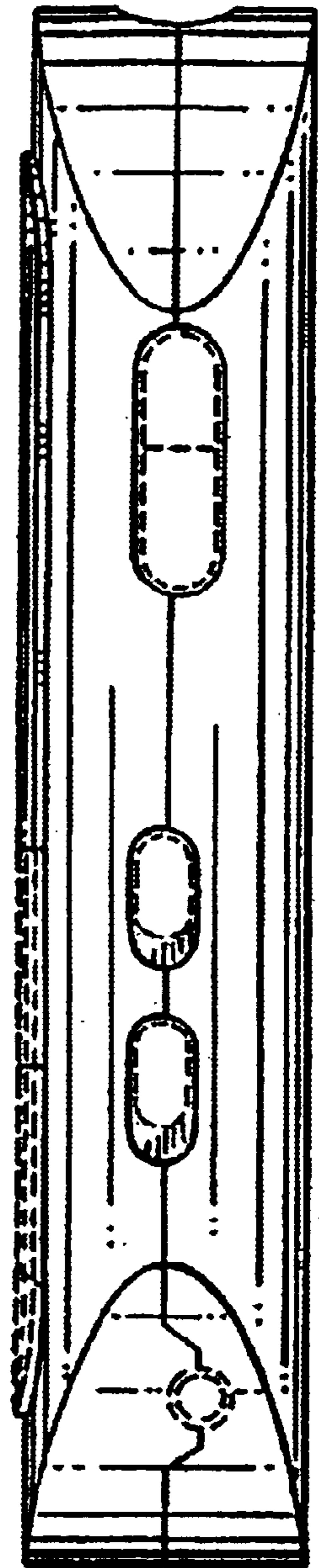


FIG. 4


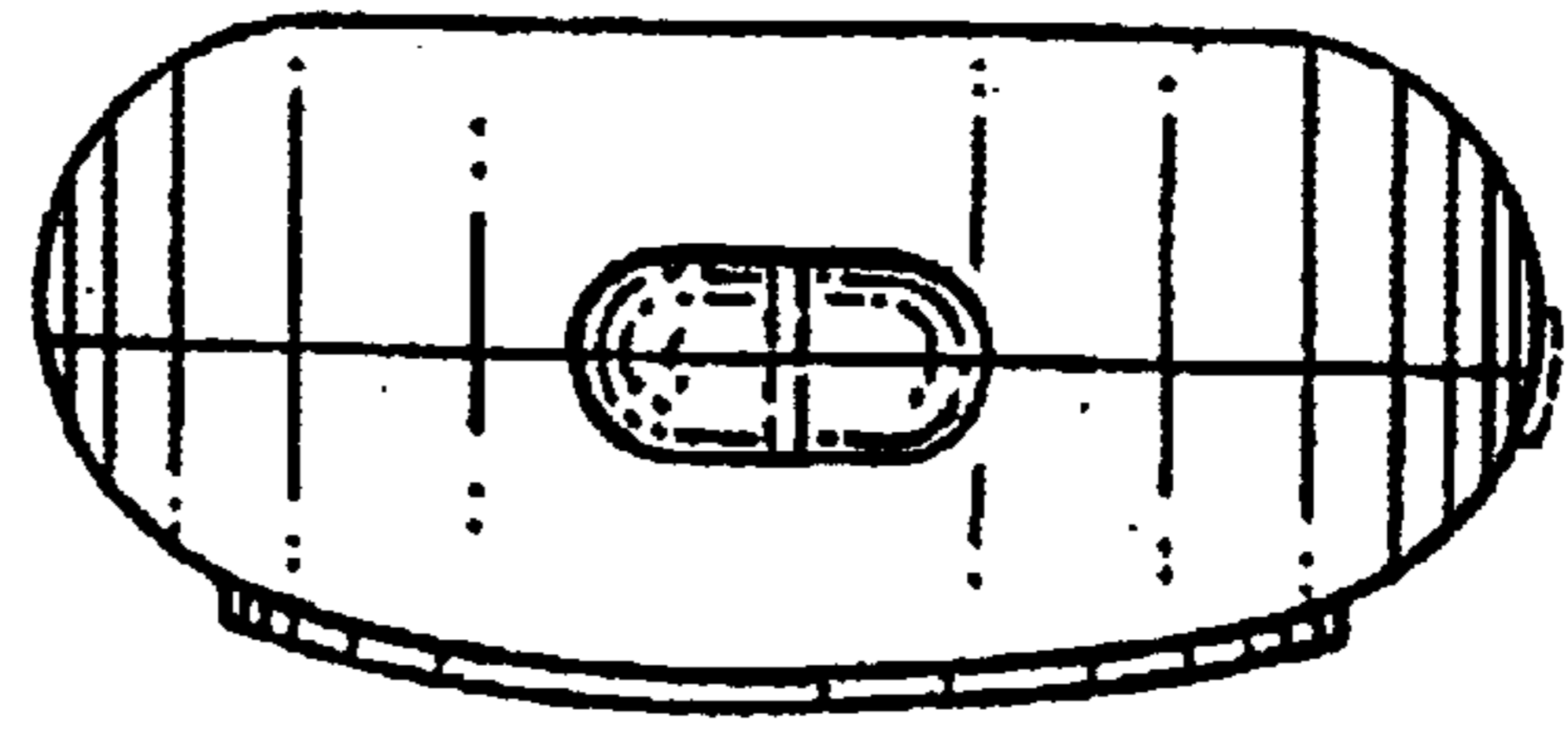


FIG. 5




FIG. 6

FIG. 7

