



US00D490067S

(12) **United States Design Patent**
Haney

(10) **Patent No.:** **US D490,067 S**

(45) **Date of Patent:** **** May 18, 2004**

(54) **CORDLESS TELEPHONE**

(75) Inventor: **Paul S. Haney**, Noblesville, IN (US)

(73) Assignee: **Atlinks USA, Inc.**, Indianapolis, IN (US)

(**) Term: **14 Years**

(21) Appl. No.: **29/182,738**

(22) Filed: **May 30, 2003**

(51) **LOC (7) Cl.** **14-03**

(52) **U.S. Cl.** **D14/147**

(58) **Field of Search** D14/137, 434,
D14/138, 447, 148, 147, 149-151, 218,
140-142, 247, 248, 240, 241, 329, 251,
253, 330, 451, 144; 379/426, 449, 433.01-433.13,
419, 420.01-420.04, 428.01-428.04, 440,
454, 455, 44, 434-436; D21/517; 455/550.1-90.3,
90; D13/107, 108; 320/110-115; D3/218

(56) **References Cited**

U.S. PATENT DOCUMENTS

D272,064 S	*	1/1984	Coons et al.	D14/148
D296,694 S	*	7/1988	Watanabe	D14/138
D311,916 S	*	11/1990	Tomimatu et al.	D14/148
D313,004 S	*	12/1990	Hasegawa et al.	D13/108
4,979,205 A	*	12/1990	Haraguchi et al.	455/411
D327,060 S	*	6/1992	Wachob et al.	D14/138
D335,289 S	*	5/1993	Roegner	D14/138
D335,494 S	*	5/1993	Roegner	D14/138
D335,666 S	*	5/1993	Roegner	D14/138
D342,067 S	*	12/1993	Kawamura et al.	D14/138
D347,005 S	*	5/1994	Suzuki	D14/138
D351,384 S	*	10/1994	Angarita	D14/149
D355,911 S	*	2/1995	Nakayama	D14/148
D355,912 S	*	2/1995	Wicks et al.	D14/148
D356,560 S	*	3/1995	Kornfeld et al.	D14/138
D358,813 S	*	5/1995	Hellier et al.	D14/149
D361,065 S	*	8/1995	Kornfeld et al.	D14/138
5,479,486 A	*	12/1995	Saji	455/573
D367,641 S	*	3/1996	Ho	D13/108

D380,752 S	*	7/1997	Hanson	D14/144
D381,656 S	*	7/1997	Biskup et al.	D14/149
D385,558 S	*	10/1997	Liu	D14/148
D388,432 S	*	12/1997	Lytel	D14/149
D391,252 S	*	2/1998	Lepack	D14/138
D401,578 S	*	11/1998	Lytel	D14/147
D401,579 S	*	11/1998	Benjamin et al.	D14/149
D410,647 S	*	6/1999	Lytel	D14/147
5,952,814 A	*	9/1999	Van Lerberghe	320/108
D424,556 S	*	5/2000	Meyer	D14/138
D427,564 S	*	7/2000	Wu	D13/107
D439,233 S	*	3/2001	Isonaga	D14/147
D442,157 S	*	5/2001	Muenschler et al.	D14/138
D446,184 S	*	8/2001	Parker	D13/107
6,307,348 B1	*	10/2001	Green	320/111
D461,461 S	*	8/2002	Adamson et al.	D14/147
D464,635 S	*	10/2002	Oyama, Jr. et al.	D14/147
D469,075 S	*	1/2003	Chan	D14/149
D477,583 S	*	7/2003	Muenschler et al.	D14/147
D480,698 S	*	10/2003	Slipy et al.	D14/147

* cited by examiner

Primary Examiner—Jeffrey Asch

(74) *Attorney, Agent, or Firm*—Fletcher Yoder

(57) **CLAIM**

The ornamental design for a cordless telephone, as shown and described.

DESCRIPTION

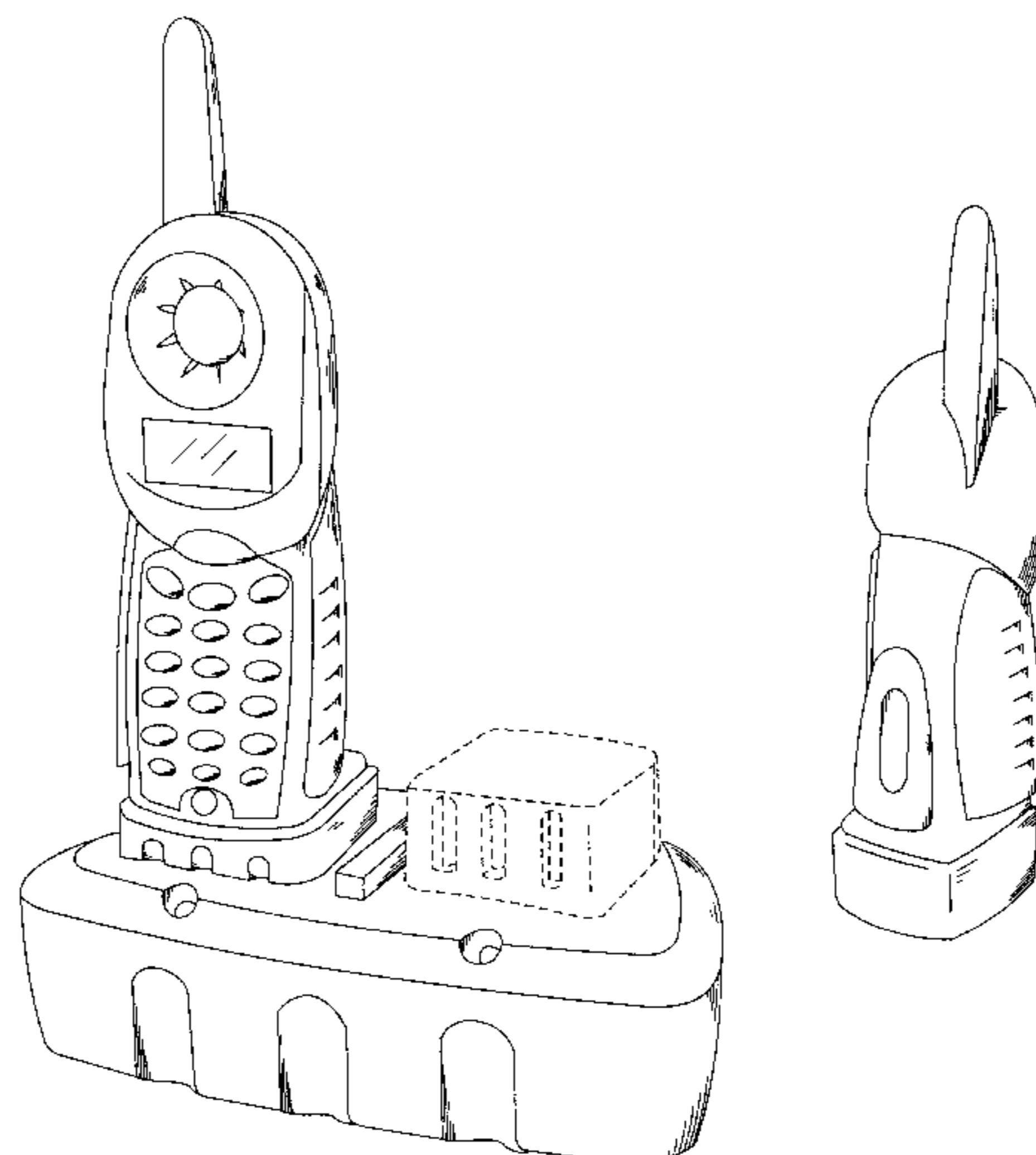
FIG. 1 is a perspective view of the design for the cordless telephone, the cordless telephone comprising a base and a handset, the base having an optional battery attached thereto;

FIG. 2 is a front perspective view of the handset of FIG. 1; and,

FIG. 3 is a rear perspective view of the handset of FIG. 2. The telephone handset has been shown separated from the base in FIGS. 2 and 3 for convenience of illustration.

The broken lines provided in the above views are used to indicate environmental structure and form no part of the claimed design.

1 Claim, 2 Drawing Sheets



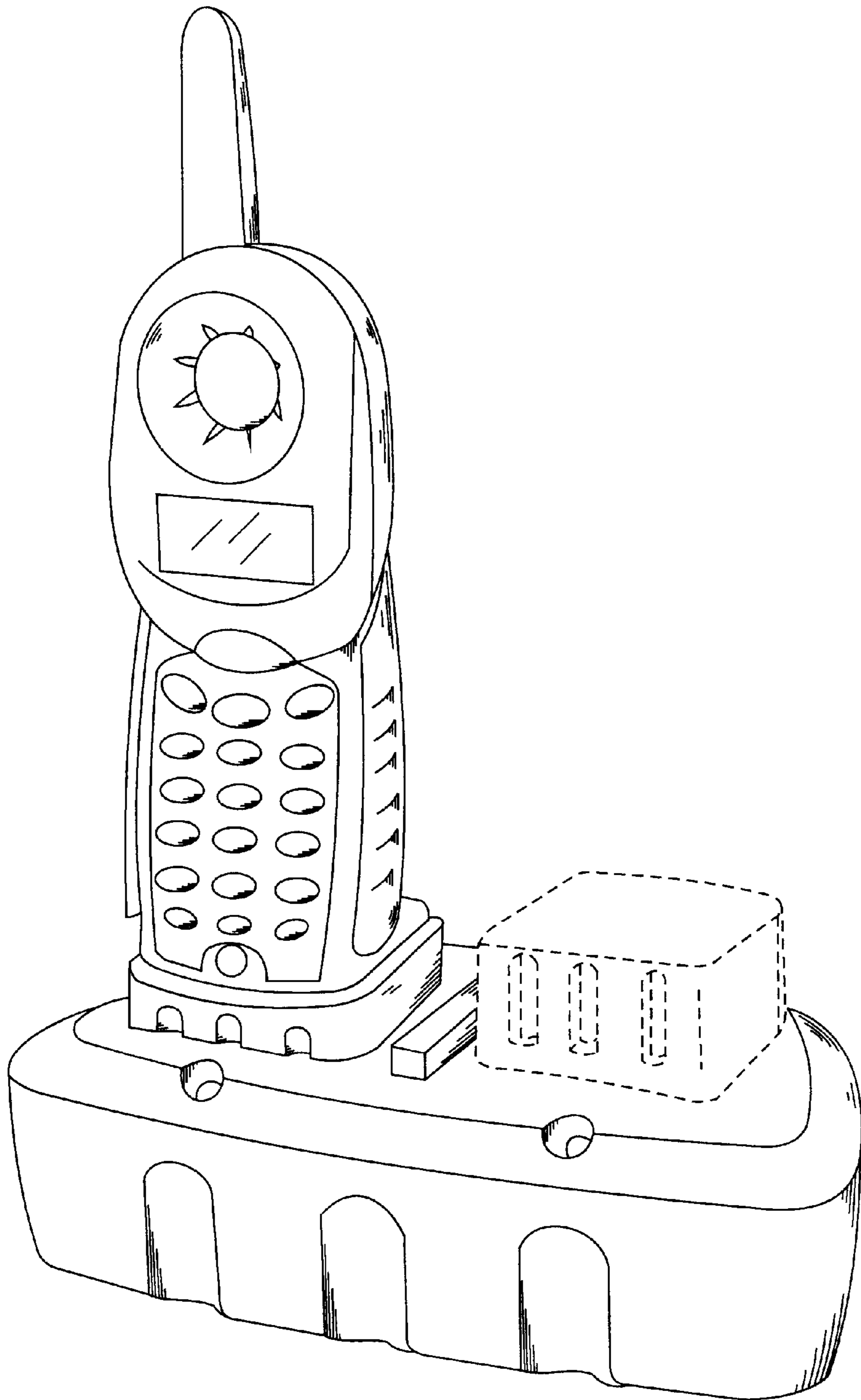


FIG. 1




FIG. 2

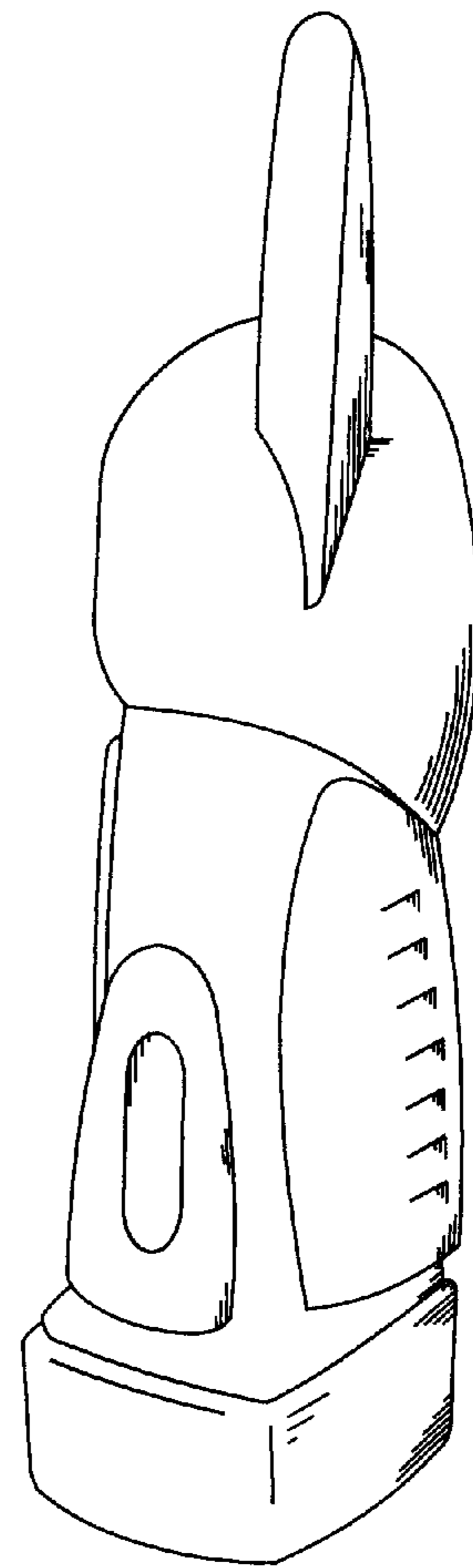


FIG. 3