



US00D490050S

(12) **United States Design Patent**  
**Kindig et al.**

(10) **Patent No.: US D490,050 S**

(45) **Date of Patent: \*\* May 18, 2004**

(54) **TIRE TREAD**

(75) Inventors: **Andrea Kindig**, Akron, OH (US); **John J. Regallis**, Akron, OH (US); **David M. Reep**, Copley, OH (US)

(73) Assignee: **Bridgestone/Firestone North American Tire, LLC**, Nashville, TN (US)

(\*\*) Term: **14 Years**

(21) Appl. No.: **29/178,688**

(22) Filed: **Mar. 28, 2003**

(51) **LOC (7) Cl.** ..... **12-15**

(52) **U.S. Cl.** ..... **D12/601**

(58) **Field of Search** ..... D12/529, 531, D12/551, 553, 559, 564, 588, 594, 598, 600; 152/209.1, 209.9, 209.12, 209.13, 209.28

(56) **References Cited**

**U.S. PATENT DOCUMENTS**

D344,052 S	2/1994	Attinello et al.
D350,092 S	8/1994	Brayer et al.
D350,095 S	8/1994	Anderson et al.
D377,330 S	1/1997	Kakegawa et al.
D379,340 S	5/1997	Consolacion et al.
D381,606 S	7/1997	Graas et al.
D386,731 S	11/1997	Attinello et al.
D392,922 S	3/1998	Heinen
D398,568 S	9/1998	Graas et al.

D403,627 S	1/1999	Graas	
D415,454 S	* 10/1999	Blankenship et al.	..... D12/590
D415,982 S	11/1999	Consolacion et al.	
D451,455 S	12/2001	Helt	
D452,666 S	1/2002	Regallis et al.	
D456,768 S	* 5/2002	Fantanzo et al.	..... D12/588
D474,148 S	* 5/2003	Kindig et al.	..... D12/601

\* cited by examiner

*Primary Examiner*—Robert M. Spear

(74) *Attorney, Agent, or Firm*—Michael Sand; Michael R. Huber

(57) **CLAIM**

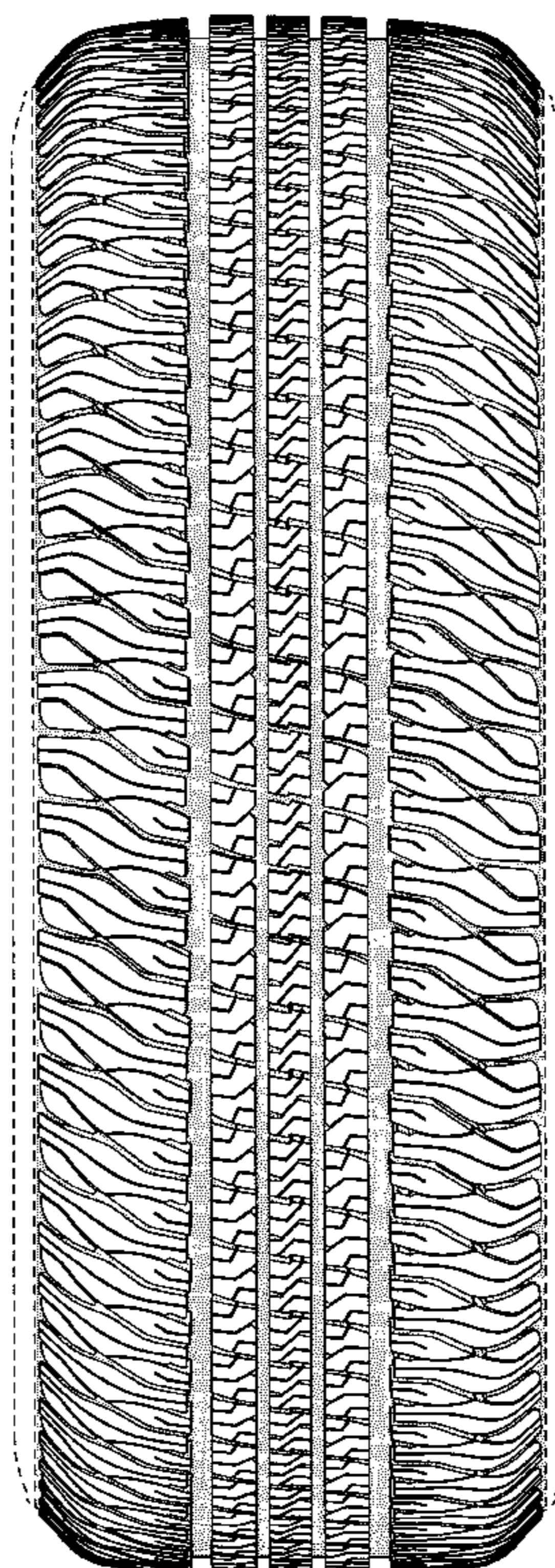
The ornamental design for a tire tread, as shown and described.

**DESCRIPTION**

FIG. 1 is a side perspective view of a tire tread showing our new design, it being understood that the tread pattern is repeated throughout the circumference of the tire tread, the opposite side being the same as that shown; FIG. 2 is a front elevational view thereof; FIG. 3 is a side elevational view of the right side thereof, the opposite side being identical thereto; and, FIG. 4 is an enlarged fragmentary side perspective view thereof.

The broken lines defining the sidewall and inner bead and the peripheral boundary between the sidewall and the claimed tire tread are for illustrative purposes only, and form no part of the claimed design.

**1 Claim, 4 Drawing Sheets**



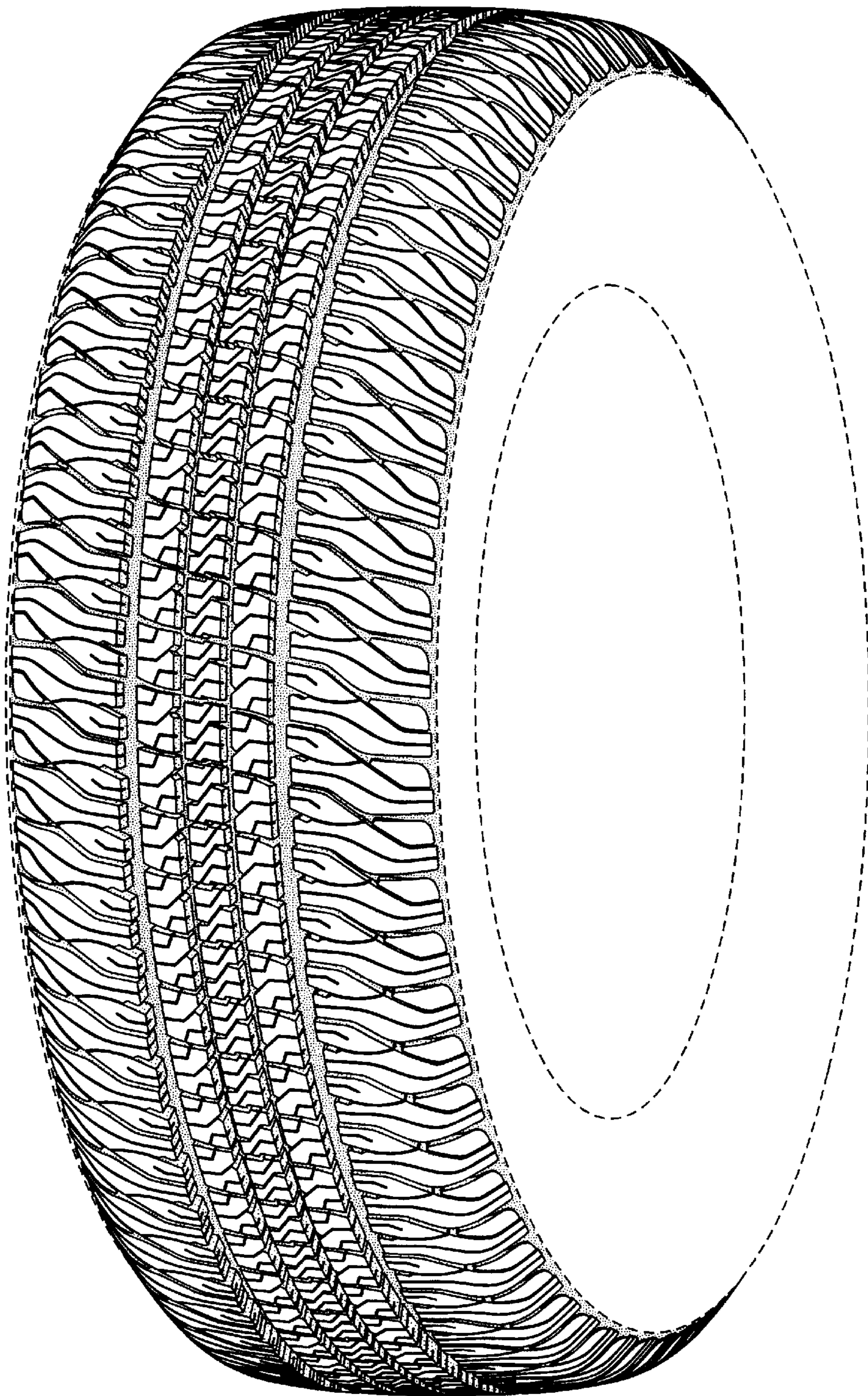


FIG-1




FIG-2

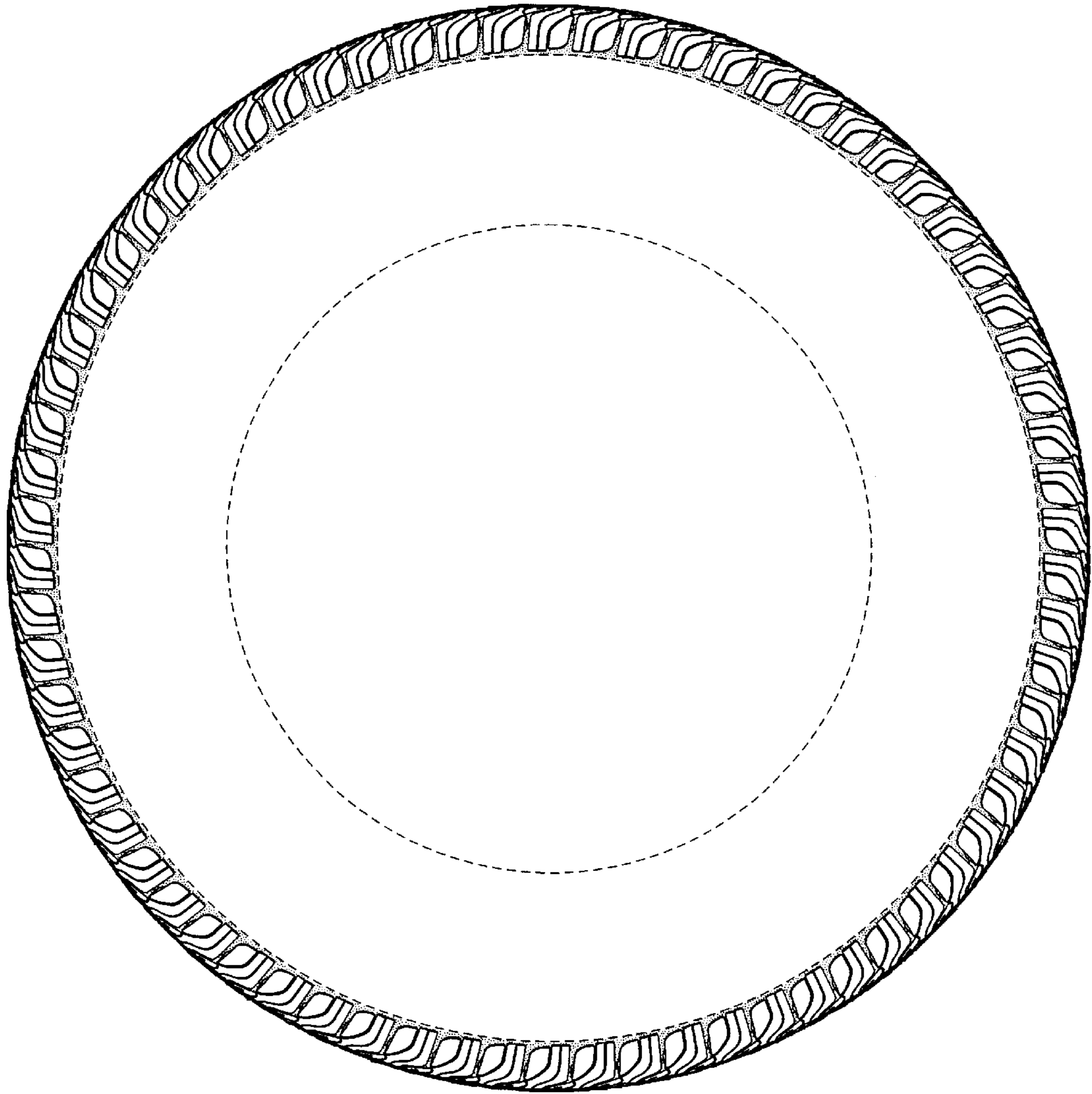


FIG-3

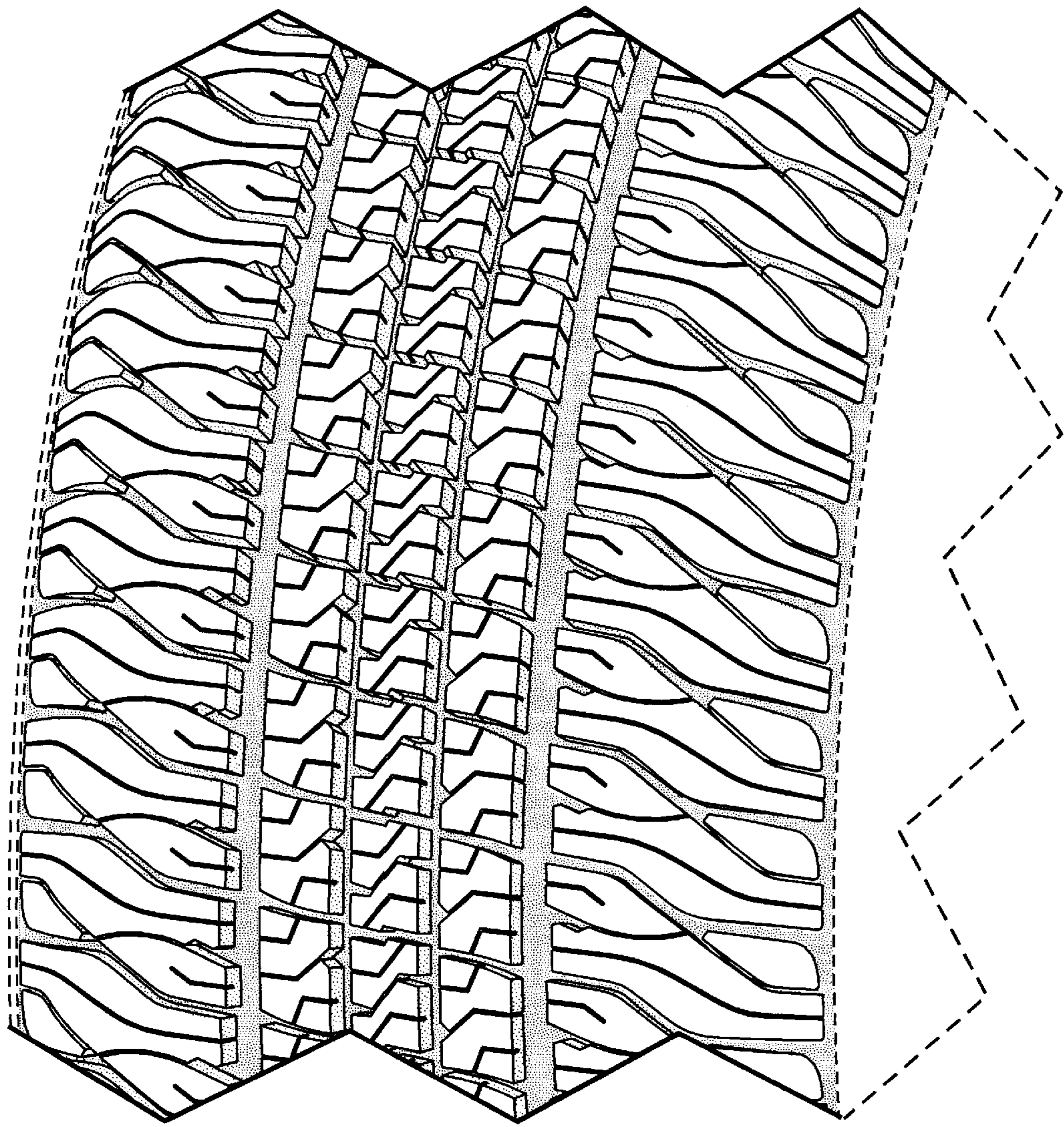


FIG-4