



US00D490040S

(12) **United States Design Patent**
Foose

(10) **Patent No.:** **US D490,040 S**

(45) **Date of Patent:** **** May 18, 2004**

(54) **VEHICLE-WHEEL FRONT FACE**

D481,664 S * 11/2003 Vian D12/211
D484,084 S * 12/2003 Tai D12/211

(75) Inventor: **Douglas S. Foose**, Santa Ana, CA (US)

* cited by examiner

(73) Assignee: **Mobile Hi-Tech Wheels**, LaPalma, CA (US)

Primary Examiner—Stacia Cadmus
(74) *Attorney, Agent, or Firm*—Christie, Parker & Hale, LLP

(**) Term: **14 Years**

(21) Appl. No.: **29/192,079**

(57) **CLAIM**

(22) Filed: **Oct. 17, 2003**

The ornamental design for a vehicle-wheel front face, as shown and described.

(51) **LOC (7) Cl.** **12-16**

DESCRIPTION

(52) **U.S. Cl.** **D12/211**

(58) **Field of Search** D12/204–213;
301/37.101, 64.101, 65

FIG. 1 is a perspective view of a vehicle-wheel front face according to my new design;
FIG. 2 is a front elevational view thereof;
FIG. 3 is a side elevational view thereof;
FIG. 4 is a perspective view of a second embodiment of my design;
FIG. 5 is a front elevational view of the second embodiment; and,
FIG. 6 is a side elevational view of the second embodiment. Portions of the wheel depicted in broken line are for illustrative purposes only, and form no part of the claimed design.

(56) **References Cited**

U.S. PATENT DOCUMENTS

D214,620 S	*	7/1969	Barris	D12/211
D383,429 S	*	9/1997	Muzzarelli et al.	D12/211
D401,205 S	*	11/1998	Fischer	D12/209
D436,339 S	*	1/2001	Fitzgerald	D12/209
D458,886 S	*	6/2002	Bhambra	D12/209
D463,349 S	*	9/2002	Vian	D12/209
D465,758 S	*	11/2002	Plessing	D12/211
D470,093 S	*	2/2003	Frizzi	D12/209
D474,141 S	*	5/2003	Foose	D12/211

1 Claim, 6 Drawing Sheets

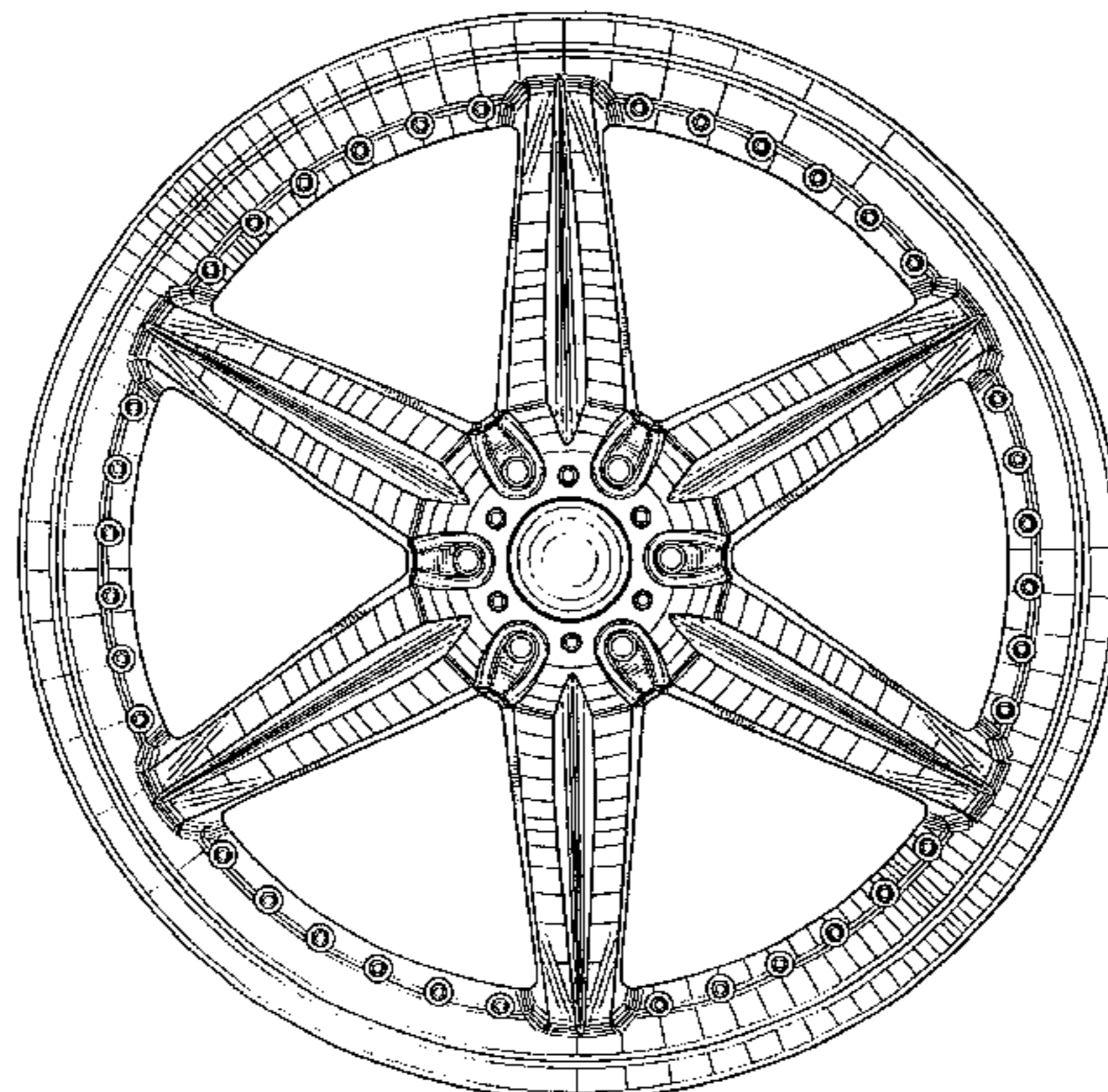
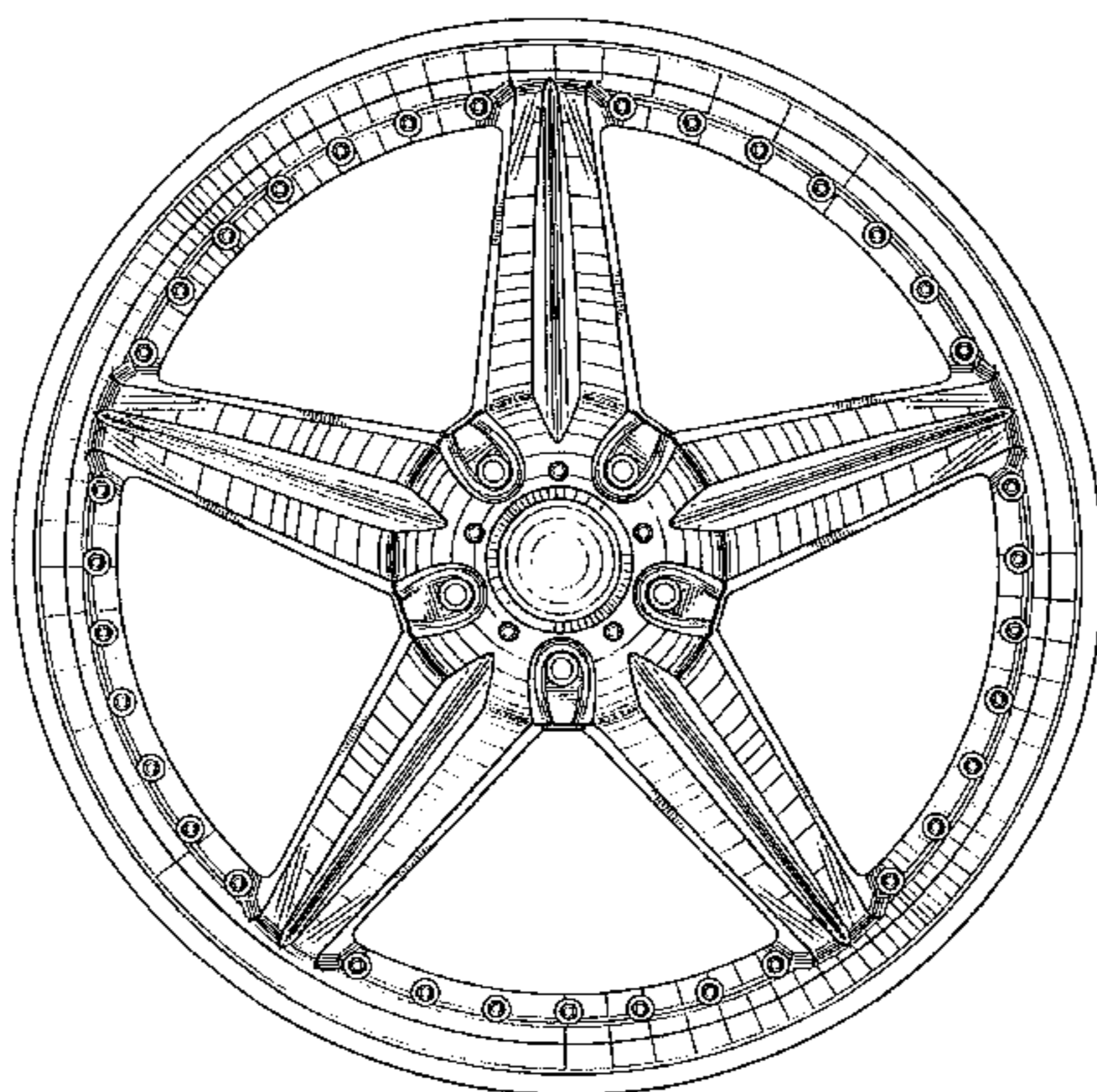


FIG. 1

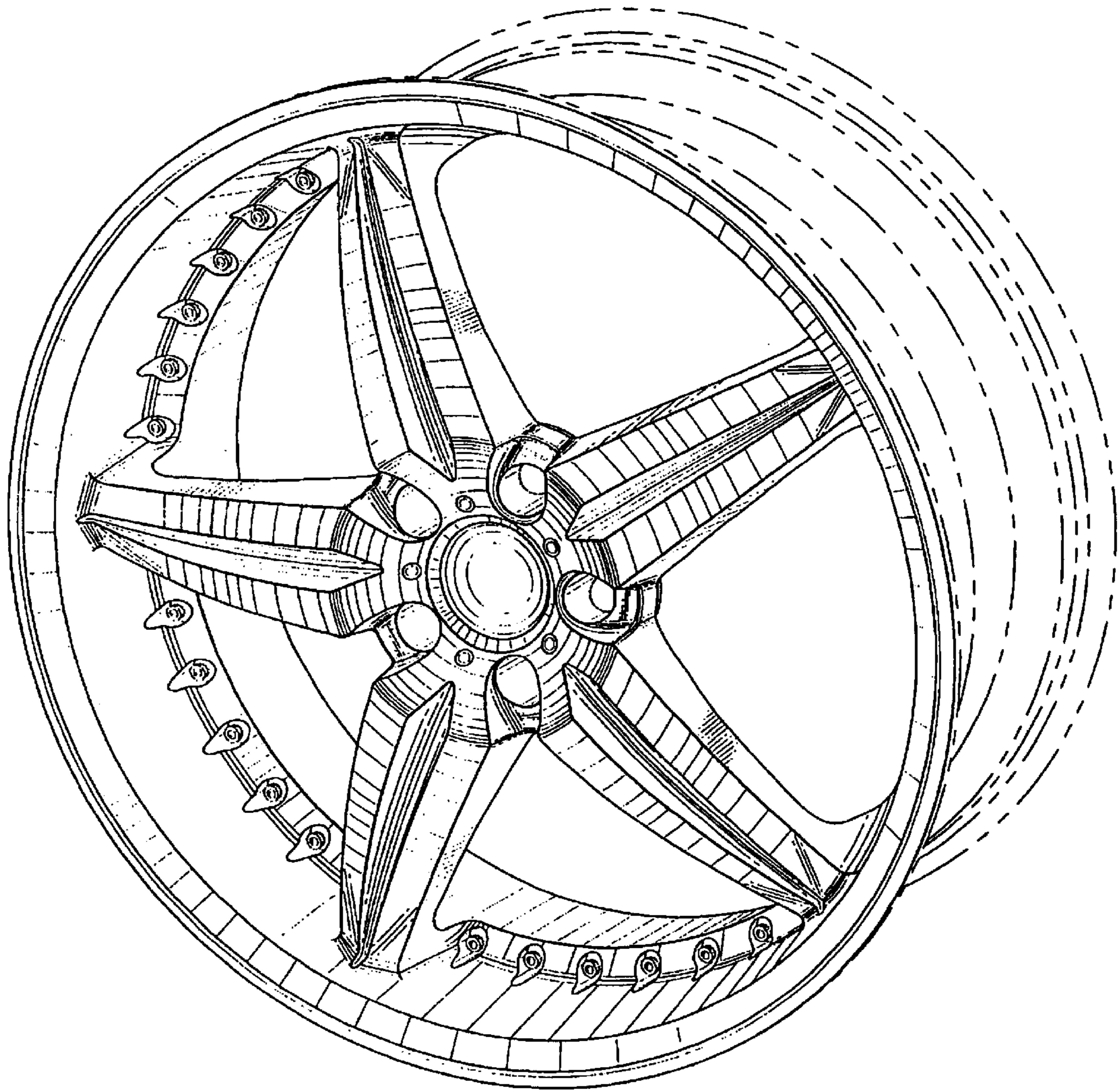


FIG.2




FIG. 3




FIG. 4

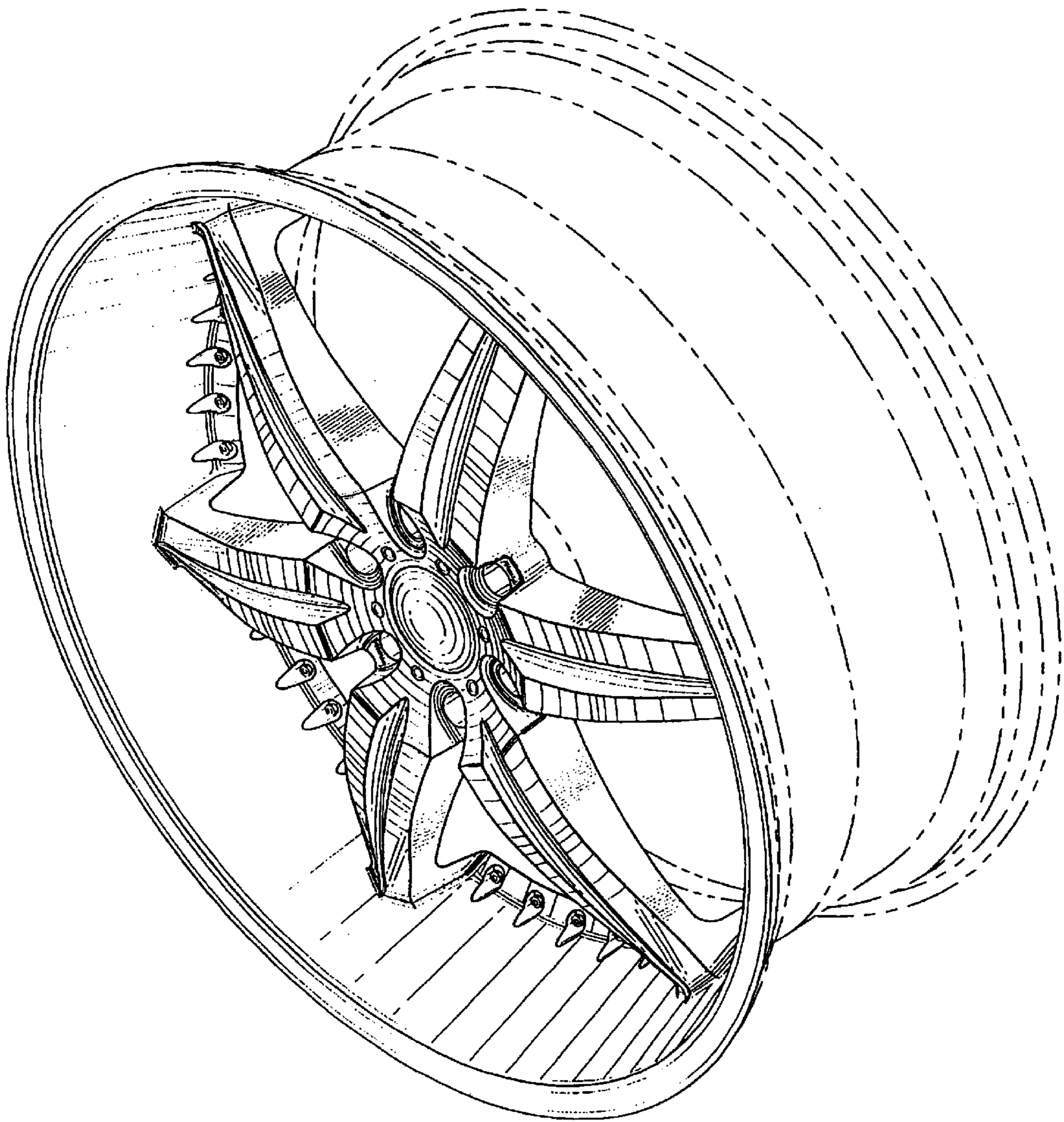


FIG. 5




FIG. 6

