



US00D490019S

(12) **United States Design Patent**  
**Sakae**

(10) **Patent No.:** **US D490,019 S**

(45) **Date of Patent:** **\*\* May 18, 2004**

(54) **AUTOMOBILE**

(75) Inventor: **Masanari Sakae**, Aichi-ken (JP)

(73) Assignee: **Toyota Jidosha Kabushiki Kaisha** (JP)

(\*\*) Term: **14 Years**

(21) Appl. No.: **29/173,057**

(22) Filed: **Dec. 20, 2002**

(51) **LOC (7) Cl.** ..... **12-16**

(52) **U.S. Cl.** ..... **D12/91**

(58) **Field of Search** ..... D12/90-92, 86;  
296/185

(56) **References Cited**

**U.S. PATENT DOCUMENTS**

D404,690 S	*	1/1999	Garand et al.	.....	D12/91
D424,980 S	*	5/2000	Hunter et al.	.....	D12/91
D444,418 S	*	7/2001	Kazama et al.	.....	D12/91
D450,013 S	*	11/2001	Kato	.....	D12/91

**OTHER PUBLICATIONS**

1998 Mercedes A Class, Imported Cars Guide Book 1999,  
Nov. 18, 1998, p. 102.

2001 Honda FIT, Automotive Guidebook of Japan vol. 48,  
Oct. 24, 2001, p. 77.

\* cited by examiner

*Primary Examiner*—Melody D. Brown

(74) *Attorney, Agent, or Firm*—SAIDMAN DesignLaw  
Group

(57) **CLAIM**

The ornamental design for an automobile, as shown and  
described.

**DESCRIPTION**

FIG. 1 is a front and side perspective view of an automobile  
showing my new design;

FIG. 2 is a right side and rear perspective view thereof;

FIG. 3 is a front view thereof;

FIG. 4 is a rear view thereof;

FIG. 5 is a right side view thereof; the left side view being  
a mirror image (with the exception of the gas filler cap that  
is omitted in the left side view); and,

FIG. 6 is a top thereof.

**1 Claim, 2 Drawing Sheets**






**FIG. 1**




**FIG. 2**



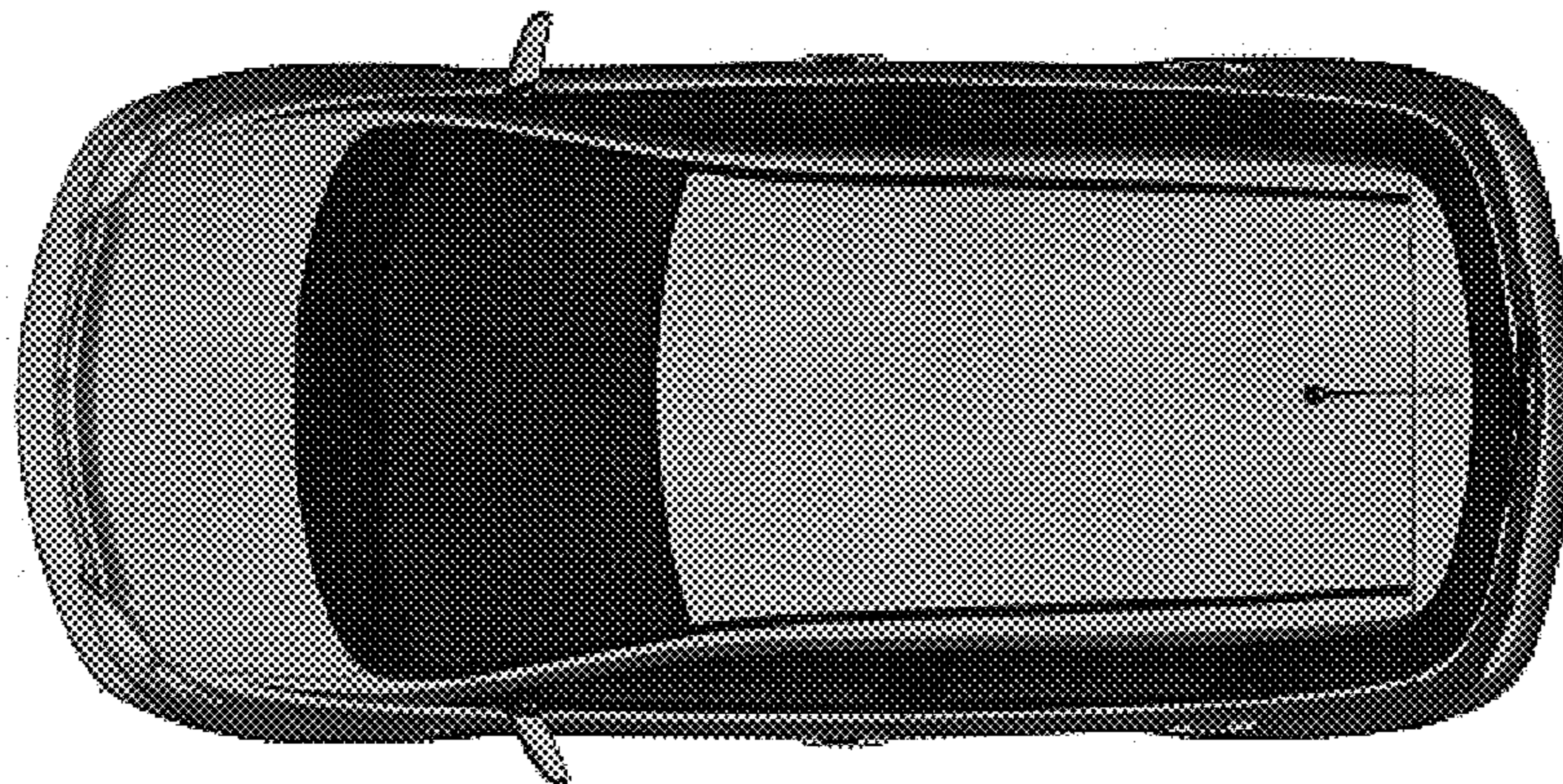
**FIG. 3**



**FIG. 4**



**FIG. 5**



**FIG. 6**