



US00D490013S

(12) **United States Design Patent**
Crova

(10) **Patent No.:** **US D490,013 S**

(45) **Date of Patent:** **** May 18, 2004**

(54) **RING**

D456,297 S * 4/2002 Ambar D11/26
D464,900 S * 10/2002 Repossi D11/26

(75) Inventor: **Francesca Crova, Valenza (IT)**

* cited by examiner

(73) Assignee: **De Beers LV Ltd., London (GB)**

Primary Examiner—Catherine R. Oliver

(**) Term: **14 Years**

(74) *Attorney, Agent, or Firm*—Clifford W. Browning;
Woodard, Emhardt, Moriarty, McNett & Henry LLP

(21) Appl. No.: **29/171,187**

(57) **CLAIM**

(22) Filed: **Nov. 18, 2002**

The ornamental design for a ring, as shown and described.

(51) **LOC (7) Cl.** **11-01**

DESCRIPTION

(52) **U.S. Cl.** **D11/34**

(58) **Field of Search** D11/26-40; 63/15,
63/15.1, 15.2, 15.3, 15.4, 15.45, 15.5, 15.6,
15.65, 15.7, 15.8, 15.9

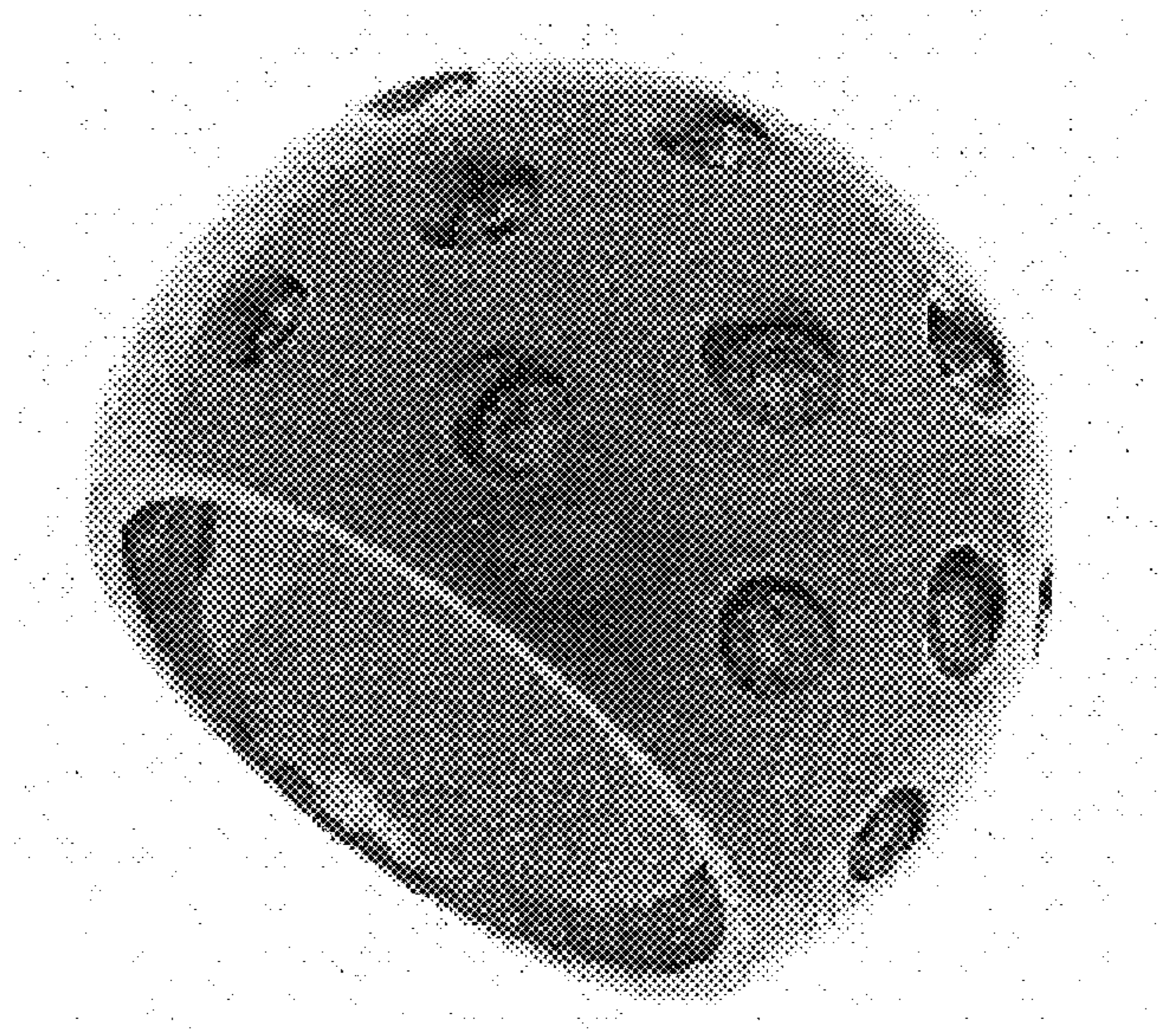
FIG. 1 is a top view of a ring, showing my new design.
FIG. 2 is a bottom view of FIG. 1.
FIG. 3 is a front view of FIG. 1.
FIG. 4 is a rear view of FIG. 1.
FIG. 5 is a right side view of FIG. 1.
FIG. 6 is a left side view of FIG. 1; and,
FIG. 7 is a perspective view of FIG. 1.

(56) **References Cited**

U.S. PATENT DOCUMENTS

D453,704 S * 2/2002 Repossi D11/34
D453,907 S * 2/2002 Repossi D11/34

1 Claim, 1 Drawing Sheet






Fig. 1




Fig. 2




Fig. 3




Fig. 4




Fig. 5




Fig. 6




Fig. 7