



US00D490011S

(12) **United States Design Patent**  
**Marco**

(10) **Patent No.:** **US D490,011 S**

(45) **Date of Patent:** **\*\* May 18, 2004**

(54) **BRACELET**

6,094,939 A \* 8/2000 Gavello ..... 63/3

(75) Inventor: **Josef Marco**, Ramat Hasharon (IL)

\* cited by examiner

(73) Assignee: **Jafa Gold International Ltd.**, Holon (IL)

*Primary Examiner*—Ralf Seifert

(74) *Attorney, Agent, or Firm*—Blakely, Sokoloff, Taylor & Zafman

(\*\*) Term: **14 Years**

(57) **CLAIM**

(21) Appl. No.: **29/168,459**

The ornamental design for a bracelet, as shown and described.

(22) Filed: **Oct. 1, 2002**

(51) **LOC (7) Cl.** ..... **11-01**

(52) **U.S. Cl.** ..... **D11/17**

(58) **Field of Search** ..... D11/1-25, 91-94;  
59/78, 84; 63/3, 4, 9, 38

**DESCRIPTION**

FIG. 1 is a top view of a bracelet showing my new design, it being understood that the links continue for an indeterminate length;

FIG. 2 is a top plan view of a single link thereof;

FIG. 3 is a rear elevational view thereof;

FIG. 4 is a right side elevational view thereof;

FIG. 5 is a front elevational view thereof;

FIG. 6 is a left side elevational view thereof;

FIG. 7 is a bottom plan view thereof; and,


FIG. 8 is a perspective taken from the front, top and right sides thereof.

(56) **References Cited**

**U.S. PATENT DOCUMENTS**

D42,643 S	*	6/1912	Meyers	.....	D11/90
D156,163 S	*	11/1949	Philippe	.....	D11/16
D161,527 S	*	1/1951	Philippe	.....	D11/16
D164,712 S	*	10/1951	Philippe	.....	D11/16
D386,106 S	*	11/1997	Marco	.....	D11/17
D405,710 S	*	2/1999	Gruosi	.....	D11/6
D419,479 S	*	1/2000	Dostourian	.....	D11/17

**1 Claim, 1 Drawing Sheet**



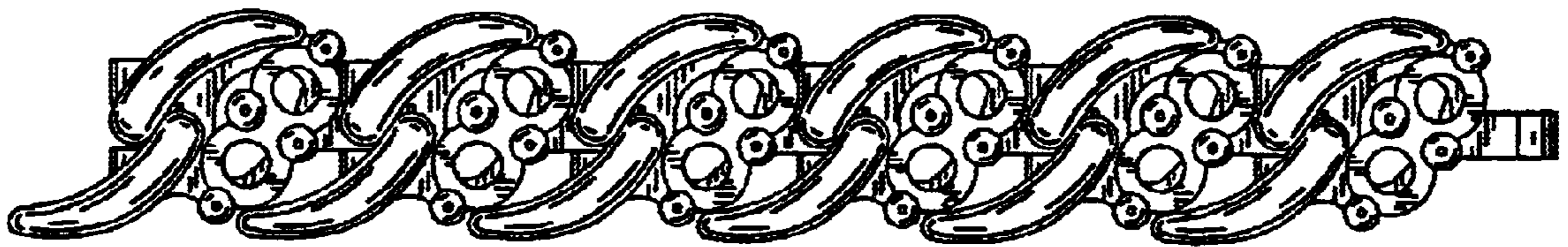


FIG. 1

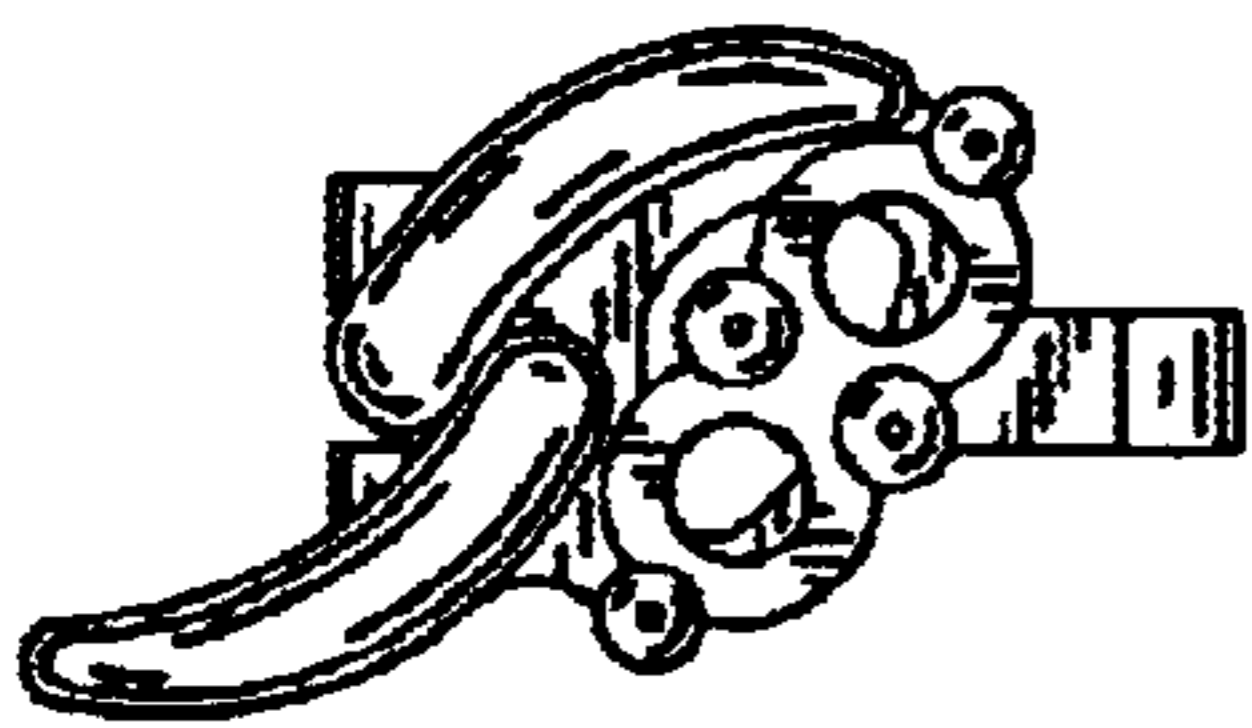


FIG. 2

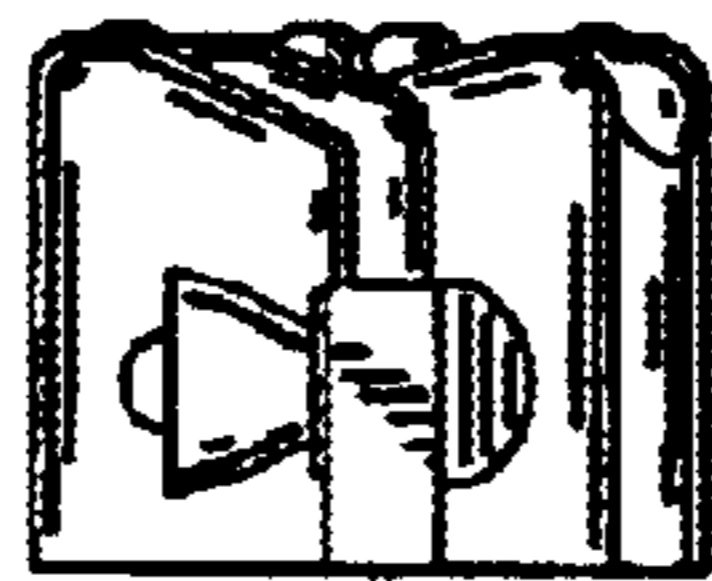


FIG. 3

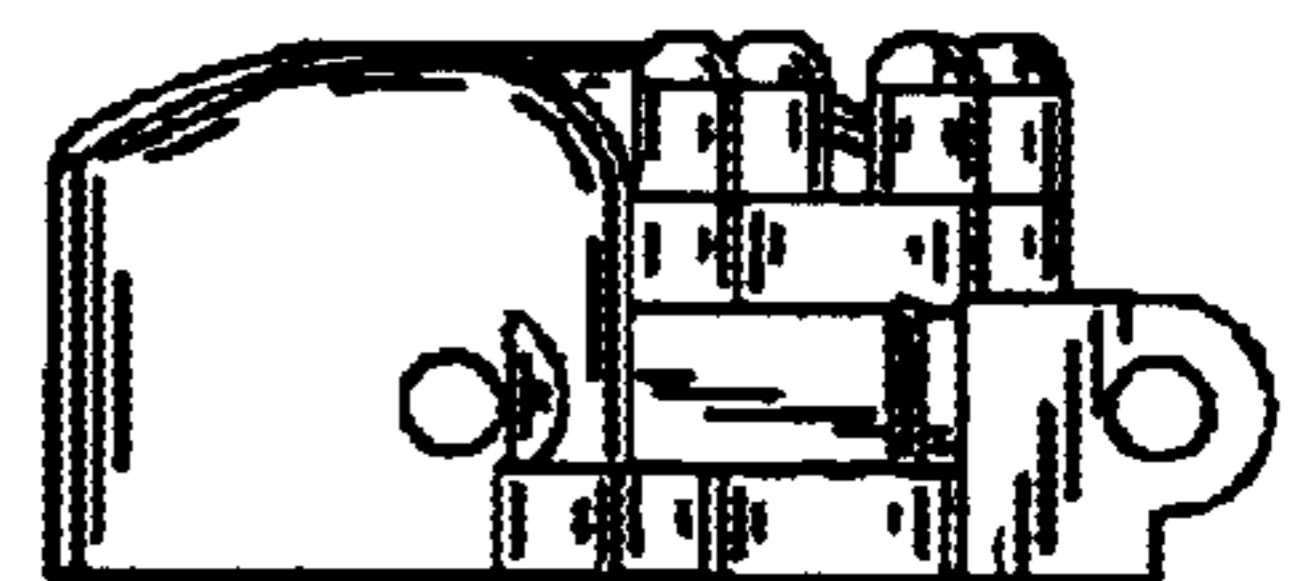


FIG. 4

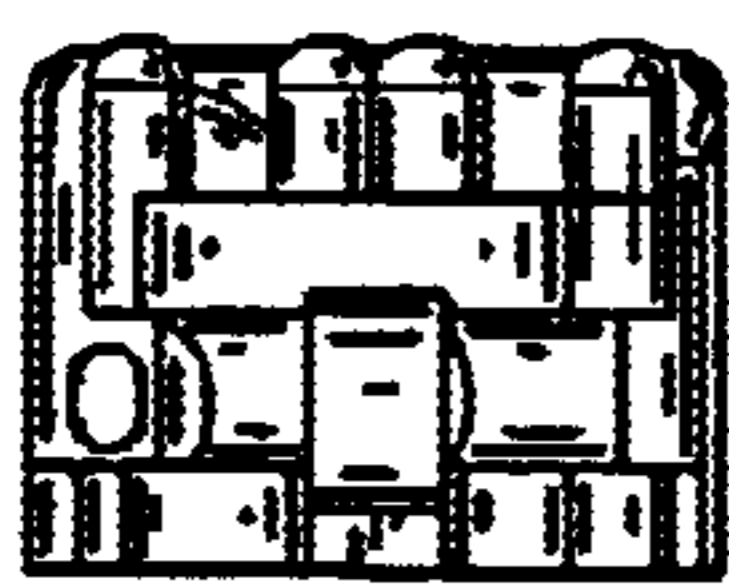


FIG. 5

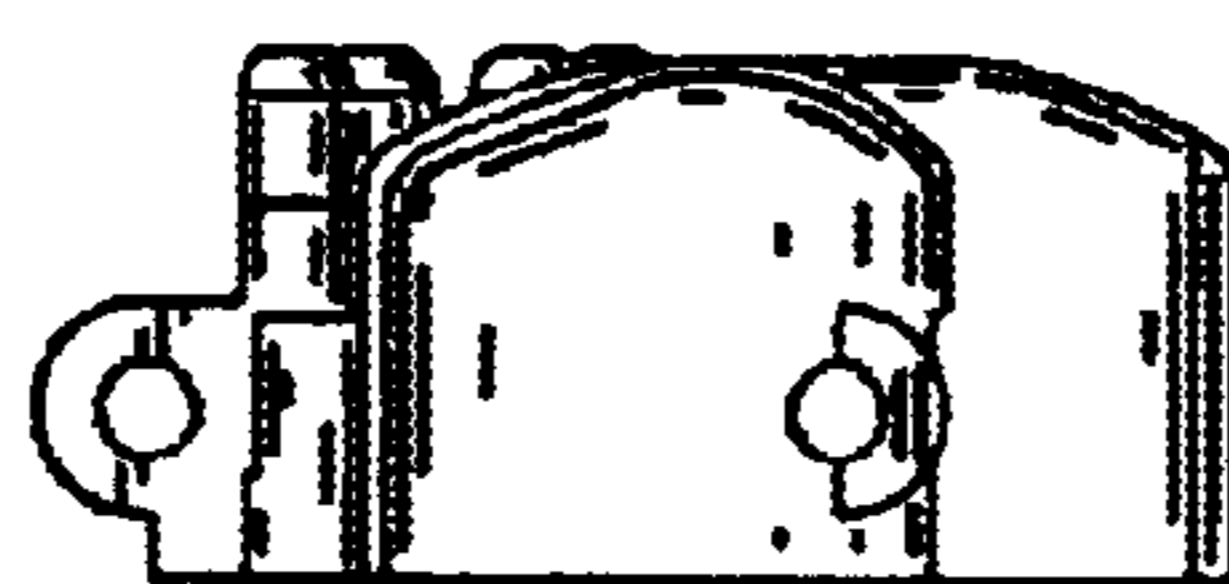


FIG. 6

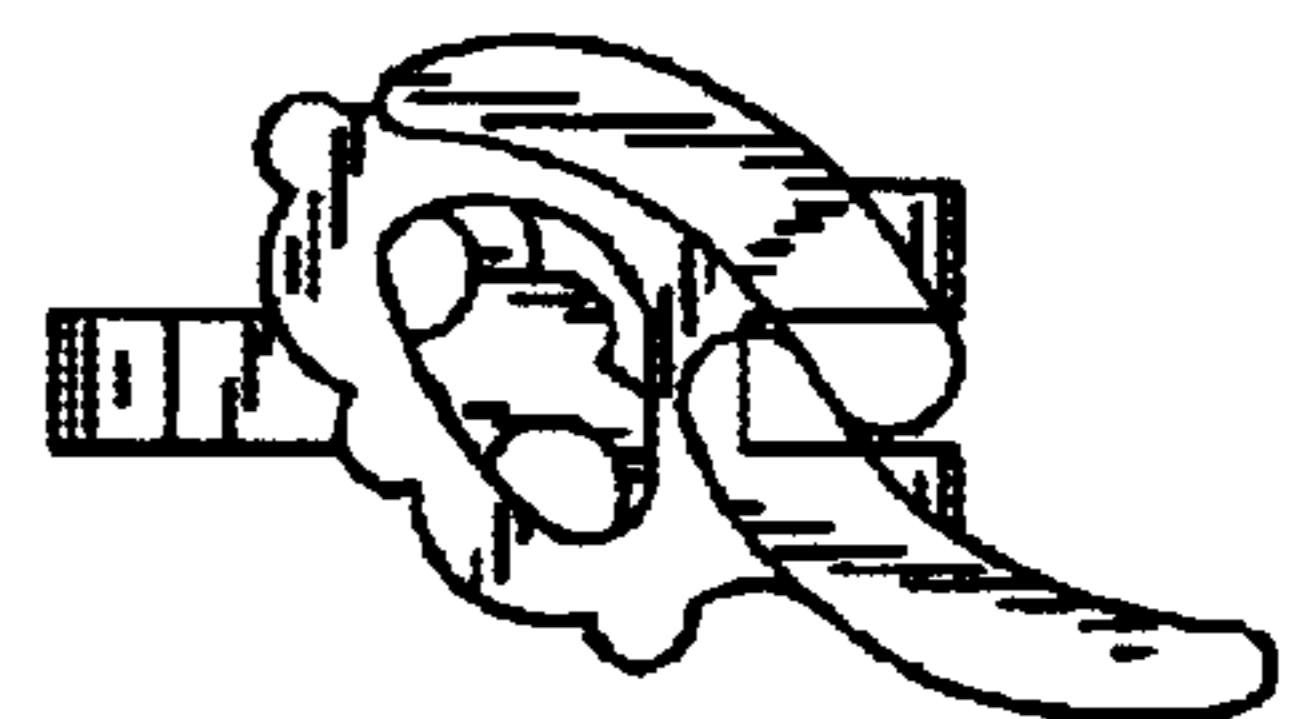


FIG. 7

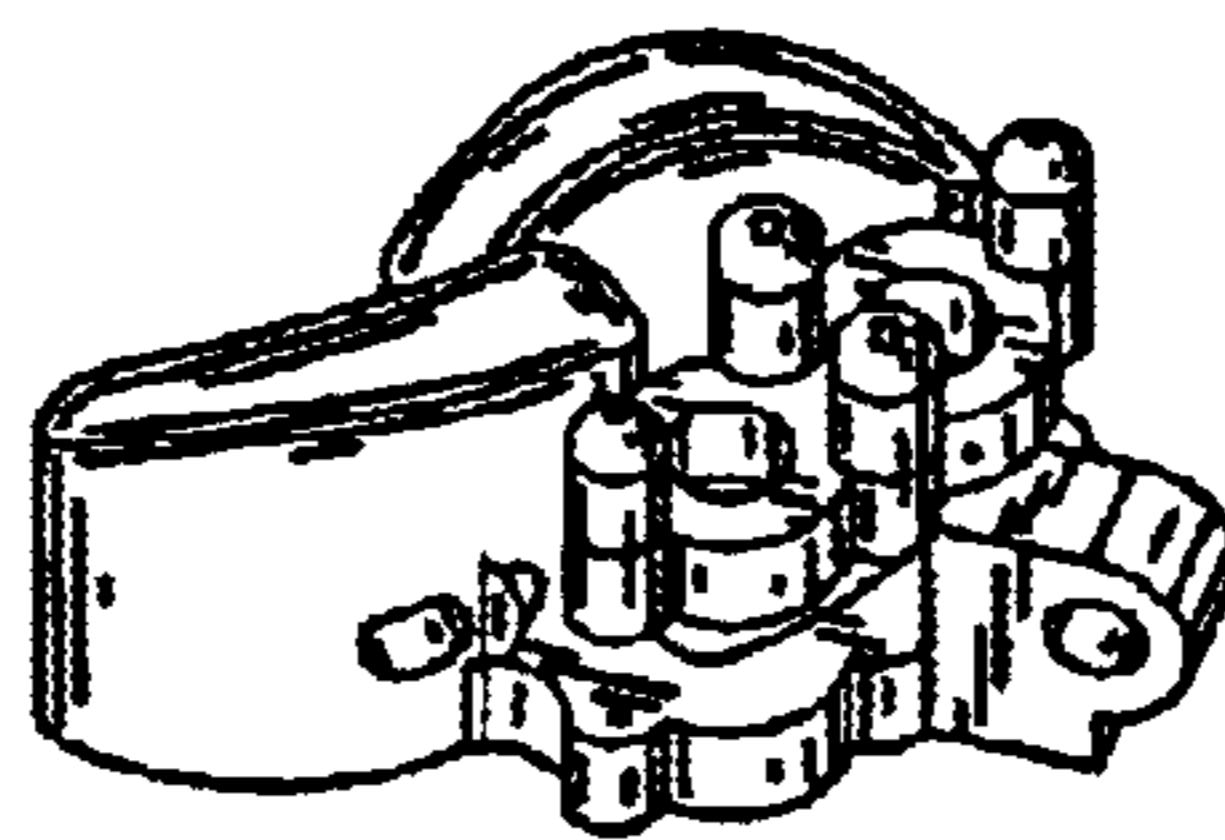


FIG. 8