



US00D490000S

(12) **United States Design Patent**
Lassigne

(10) **Patent No.:** **US D490,000 S**

(45) **Date of Patent:** **** May 18, 2004**

(54) **COMBINED WRISTWATCH AND BRACELET**

(76) **Inventor:** **Patrick Joseph Lassigne**, 23, chemin
des Villarets, 2036 Cormondrèche (CH)

(**) **Term:** **14 Years**

(21) **Appl. No.:** **29/183,751**

(22) **Filed:** **Jun. 17, 2003**

(30) **Foreign Application Priority Data**

Mar. 27, 2003 (WO) DMA/006 007

(51) **LOC (7) Cl.** **10-02**

(52) **U.S. Cl.** **D10/32**

(58) **Field of Search** D10/1-40, 122-132;
368/276-277, 281-282, 285; 224/164, 168,
178; D11/3-25; 63/1.1, 3, 5, 11

(56) **References Cited**

U.S. PATENT DOCUMENTS

- D75,549 S * 6/1928 Conant D10/38
- D244,761 S * 6/1977 Sulek D10/38
- D248,223 S * 6/1978 Sulek D10/38

- D268,737 S * 4/1983 Perrin D10/39
- D333,102 S * 2/1993 Burgener D10/39
- D441,305 S * 5/2001 Modolo D10/32
- D441,664 S * 5/2001 Modolo D10/32
- D452,657 S * 1/2002 Hegi D10/32

* cited by examiner

Primary Examiner—Nelson C. Holtje

(74) *Attorney, Agent, or Firm*—McGlew and Tuttle, P.C.

(57) **CLAIM**

The ornamental design for a combined wristwatch and bracelet, as shown and described.

DESCRIPTION

FIG. 1 is a top view of my new combined wristwatch and bracelet;

FIG. 2 is a bottom view thereof;

FIG. 3 is a perspective view thereof;

FIG. 4 is a rear end view thereof;

FIG. 5 is a left side view thereof;

FIG. 6 is a front end view thereof; and,

FIG. 7 is a right side view thereof.

1 Claim, 2 Drawing Sheets






Fig. 1




Fig. 2




Fig. 3




Fig. 4




Fig. 5




Fig. 6




Fig. 7