



US00D489993S

(12) **United States Design Patent**
Wilkes

(10) **Patent No.:** **US D489,993 S**

(45) **Date of Patent:** **** May 18, 2004**

(54) **FLEXIBLE BOTTLE**

(76) Inventor: **Kenneth R. Wilkes**, 7 Stuyvesant Rd.,
Asheville, NC (US) 28803

(**) Term: **14 Years**

(21) Appl. No.: **29/177,111**

(22) Filed: **Mar. 4, 2003**

(51) **LOC (7) Cl.** **09-01**

(52) **U.S. Cl.** **D9/542; D9/560**

(58) **Field of Search** D9/500, 503, 510,
D9/516, 522, 530, 541-542, 544, 560, 562,
571-574, 300, 445, 454; D24/197; 215/382-384,
396, 398, 400

(56) **References Cited**

U.S. PATENT DOCUMENTS

D46,285 S	*	8/1914	MacKenzie	D9/560 X
D72,420 S	*	4/1927	Hamilton	D9/541
D73,824 S	*	11/1927	Boe	D9/502
D95,965 S	*	6/1935	Kihn	D9/560 X
D127,787 S	*	6/1941	Carthage	D9/560
D215,085 S	*	9/1969	Du Pree	D9/541
D238,332 S	*	1/1976	Blosser	D9/560
D248,619 S	*	7/1978	Anderson	D9/560
D270,235 S	*	8/1983	Ewry	D9/300
D332,912 S	*	2/1993	Trussardi	D9/300
D380,828 S	*	7/1997	Franchi	D24/197
D479,995 S	*	9/2003	Duceppe	D9/445 X

D481,956 S * 11/2003 Pinnavaia D9/560

* cited by examiner

Primary Examiner—Ted Shooman

Assistant Examiner—Carol Rademaker

(74) *Attorney, Agent, or Firm*—Saul Epstein

(57) **CLAIM**

The ornamental design for a flexible bottle, as shown and described.

DESCRIPTION

FIG. 1 is an oblique view of a first embodiment of the invented bottle.

FIG. 2 is a side view of the embodiment of the invention shown in FIG. 1.

FIG. 3 is a top view of the embodiment of the invention shown in FIG. 1.

FIG. 4 is a bottom view of the embodiment of the invention shown in FIG. 1.

FIG. 5 is an oblique view of a second embodiment of the invented bottle.

FIG. 6 is a side view of the embodiment of the invention shown in FIG. 5.

FIG. 7 is a top view of the embodiment of the invention shown in FIG. 5; and,

FIG. 8 is a bottom view of the embodiment of the invention shown in FIG. 5.

1 Claim, 6 Drawing Sheets




FIG. 1

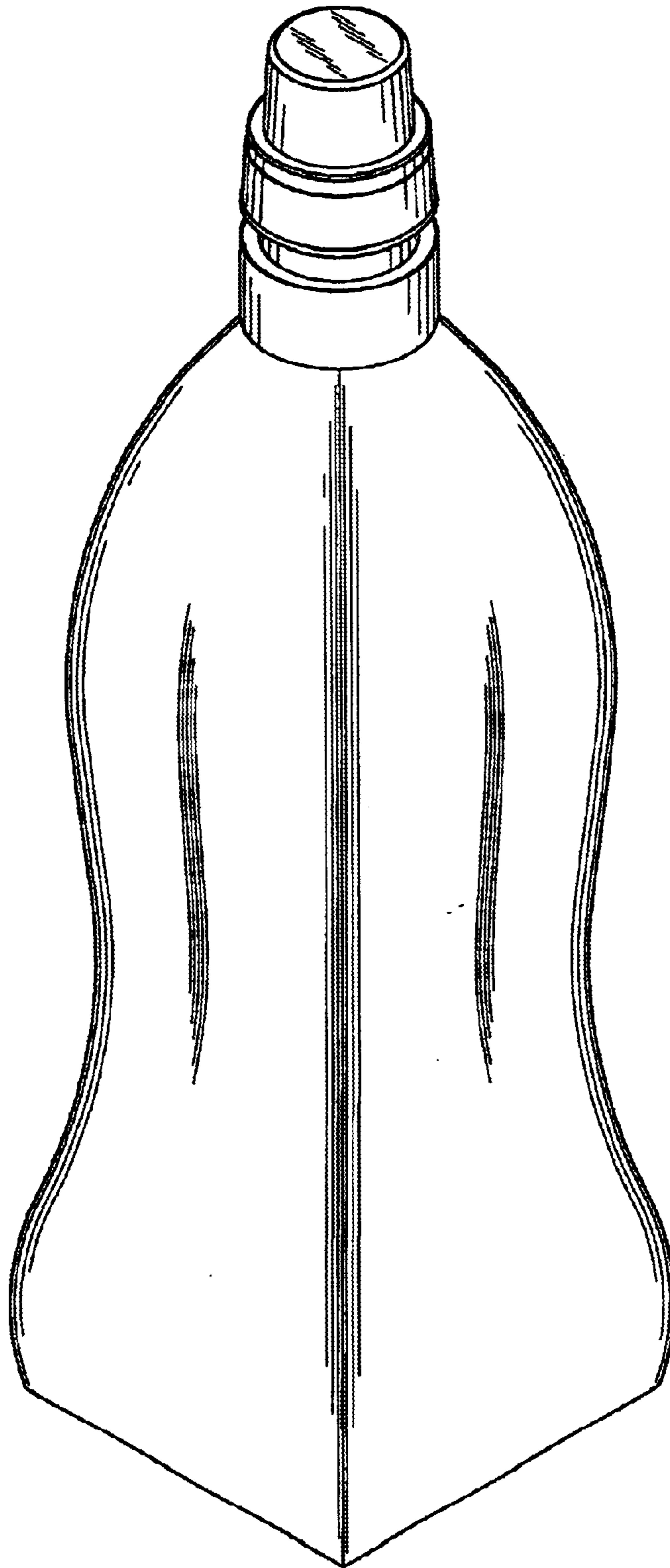


FIG. 2




FIG. 3




FIG. 4




FIG. 5

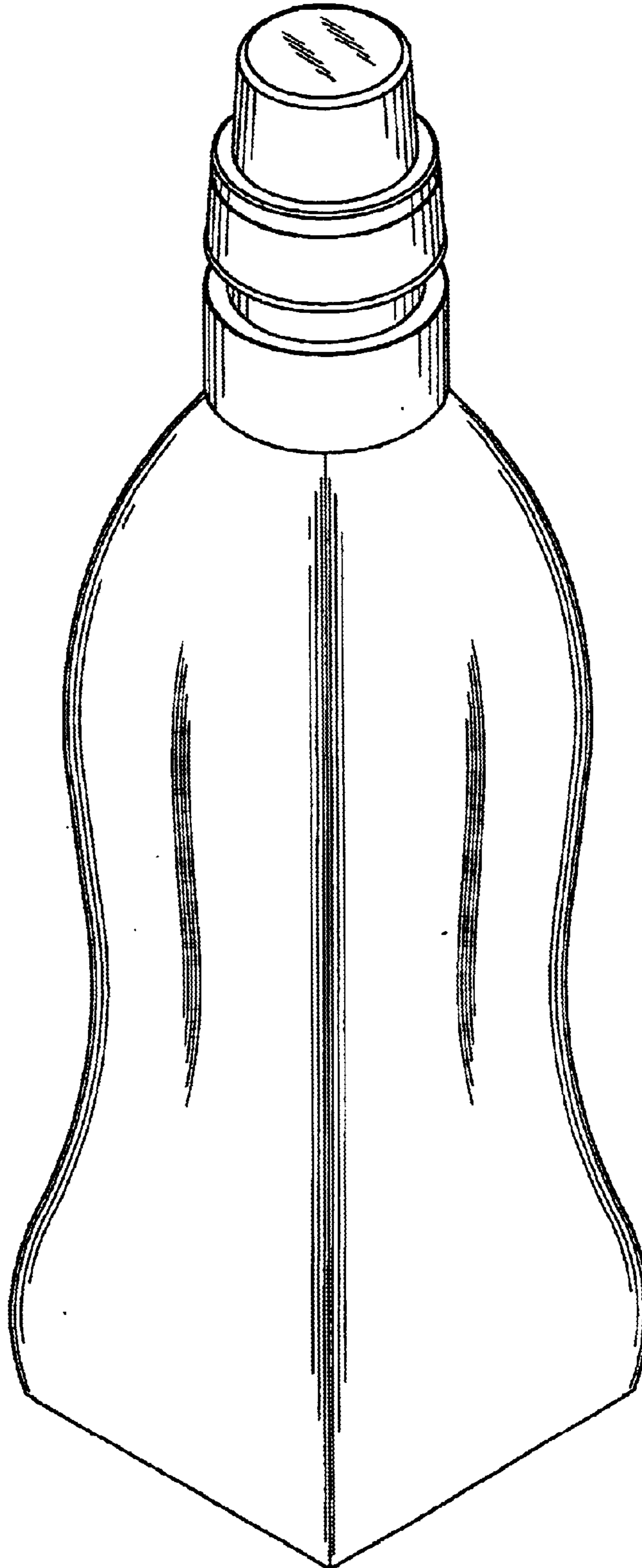


FIG. 6




FIG. 7




FIG. 8

