



US00D489991S

(12) **United States Design Patent**
Deubel et al.

(10) **Patent No.: US D489,991 S**

(45) **Date of Patent: ** May 18, 2004**

(54) **GRIPPABLE BEVERAGE BOTTLE**

(75) Inventors: **Donald Deubel**, New Lenox, IL (US);
Satya Kamineni, Tinley Park, IL (US);
Philip G. Kraft, Frankfort, IL (US);
Richard G. Kraft, Shorewood, IL (US)

(73) Assignee: **Constar International, Inc.**,
Philadelphia, PA (US)

(**) Term: **14 Years**

(21) Appl. No.: **29/144,367**

(22) Filed: **Jul. 2, 2001**

(51) **LOC (7) Cl. 09-01**

(52) **U.S. Cl. D9/538; D9/540; D9/552;**
D9/557

(58) **Field of Search D9/516, 530-531,**
D9/537-543, 552, 557-558, 565, 570, 574-575;
215/381-385, 396, 398, 400, 12.1, 12.2

(56) **References Cited**

U.S. PATENT DOCUMENTS

D198,404 S	*	6/1964	Busch	D9/543 X
D198,407 S	*	6/1964	Busch	D9/543
D249,636 S	*	9/1978	Wolstenholme	D9/500
D278,977 S	*	5/1985	Franchi et al.	D9/539
D278,978 S	*	5/1985	Franchi et al.	D9/539
D282,349 S	*	1/1986	Larson et al.	D9/540
4,804,097 A		2/1989	Alberghini et al.		
4,890,752 A	*	1/1990	Ota et al.	215/384
D306,969 S	*	4/1990	Alberghini et al.	D9/540
4,993,565 A	*	2/1991	Ota et al.	215/384
5,060,453 A		10/1991	Alberghini et al.	53/440
5,148,930 A	*	9/1992	Ota et al.	215/384
5,165,557 A	*	11/1992	Ota et al.	215/384
5,199,587 A	*	4/1993	Ota et al.	215/381
5,226,550 A	*	7/1993	Mikolaitis et al.	215/384

5,392,937 A		2/1995	Prevot et al.		
5,472,105 A		12/1995	Krishnakumar et al.	215/384
5,598,941 A		2/1997	Semersky et al.	215/384
D383,067 S	*	9/1997	Gower et al.	D9/540 X
D385,497 S	*	10/1997	Krishnakumar et al.	D9/543
5,704,504 A	*	1/1998	Bueno	215/381
D393,210 S	*	4/1998	Ewing, Jr.	D9/543
6,062,409 A		5/2000	Eberle	215/381
6,164,474 A		12/2000	Cheng et al.	215/384
6,223,920 B1		5/2001	Lane et al.	215/384

* cited by examiner

Primary Examiner—Ted Shooman

Assistant Examiner—Carol Rademaker

(74) *Attorney, Agent, or Firm*—Woodcock Washburn LLP

(57) **CLAIM**

An ornamental design for a grippable beverage bottle, as shown and described.

DESCRIPTION

FIG. 1 is a top perspective view of a grippable beverage bottle;

FIG. 2 is a rear elevation view of the embodiment shown in FIG. 1;

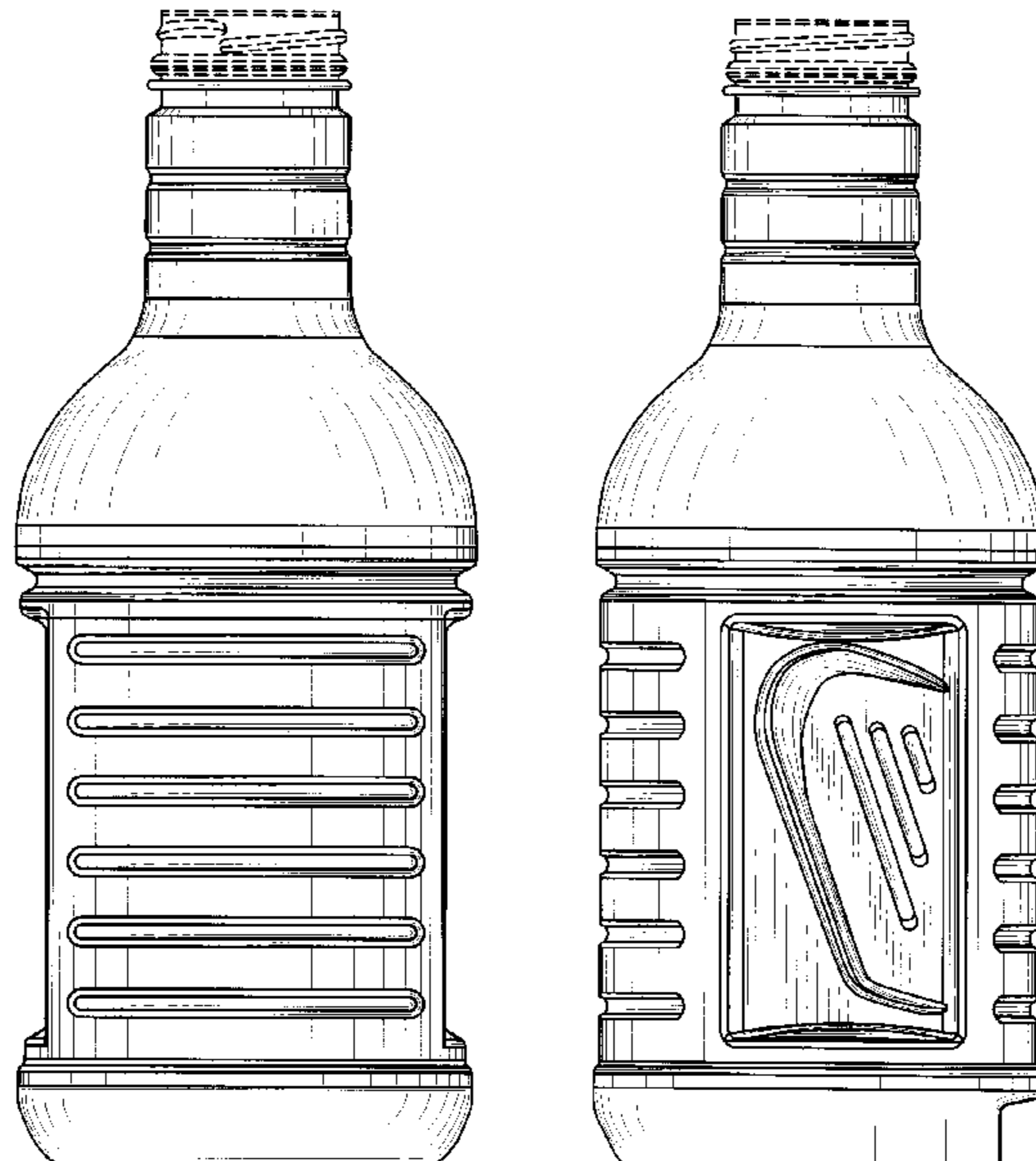
FIG. 3 is a front elevation view of the embodiment shown in FIG. 1;

FIG. 4 is a side elevation view of the embodiment shown in FIG. 1 (the opposing side elevation view would be a mirror image of the side elevation view shown in FIG. 4); and,

FIG. 5 is a top plan view of the embodiment shown in FIG. 1.

The dotted lines shown in FIGS. 1-5 are for illustrative purposes only and form no part of the claimed design. The dot-dash-dot line shown in FIGS. 1 & 5 defines the boundary of the claim.

1 Claim, 4 Drawing Sheets



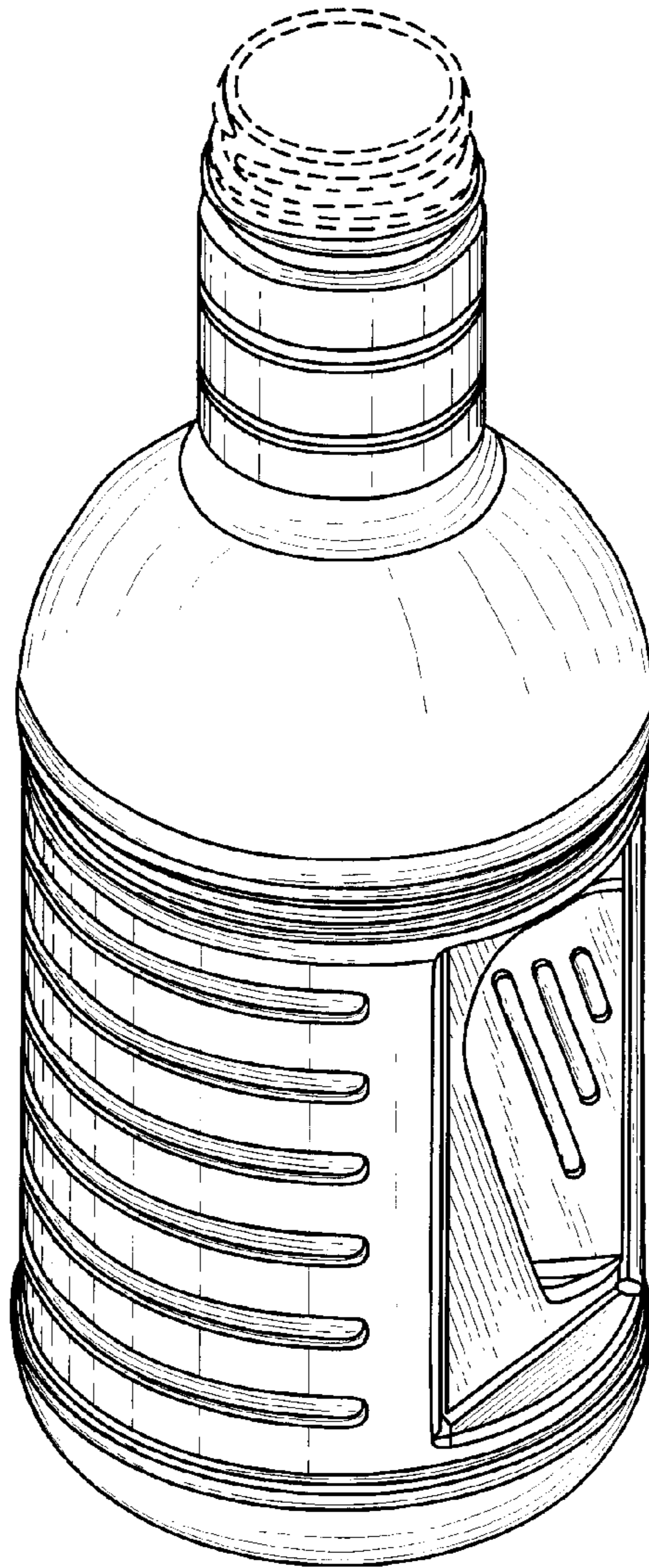


FIG. 1

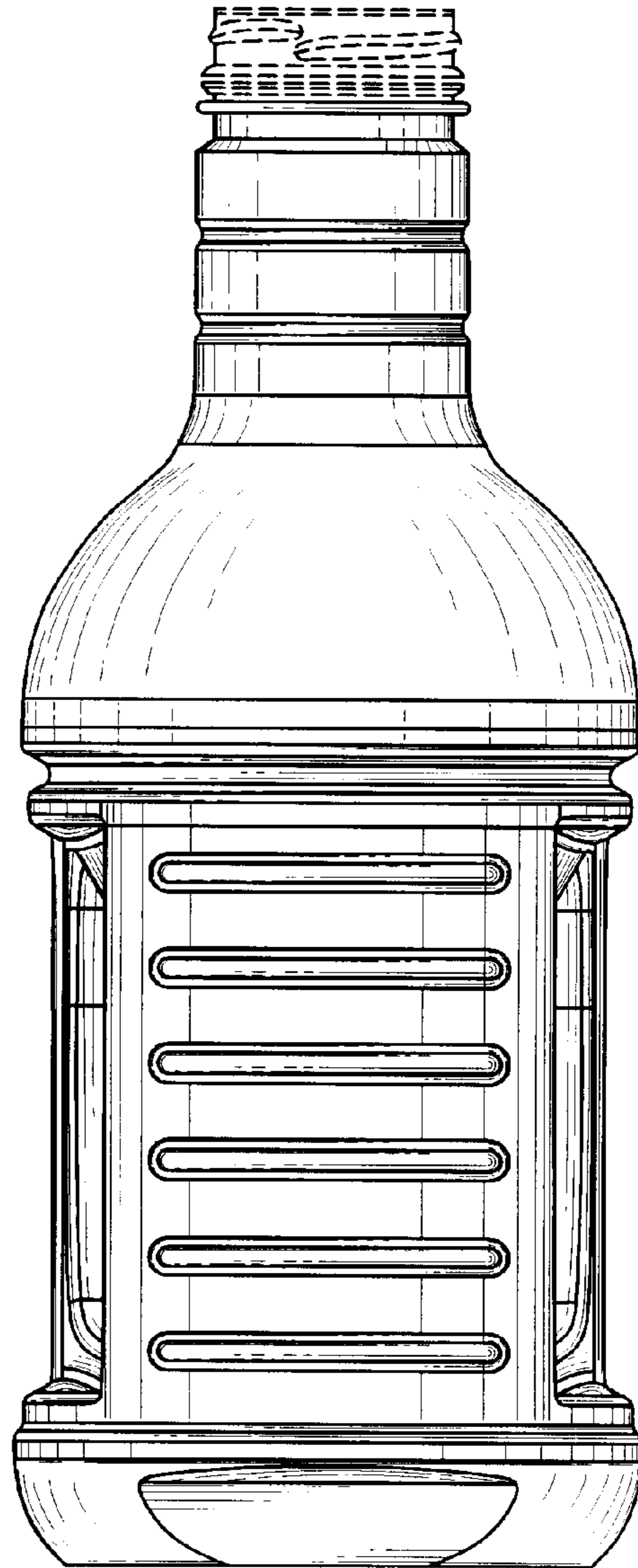


FIG. 2

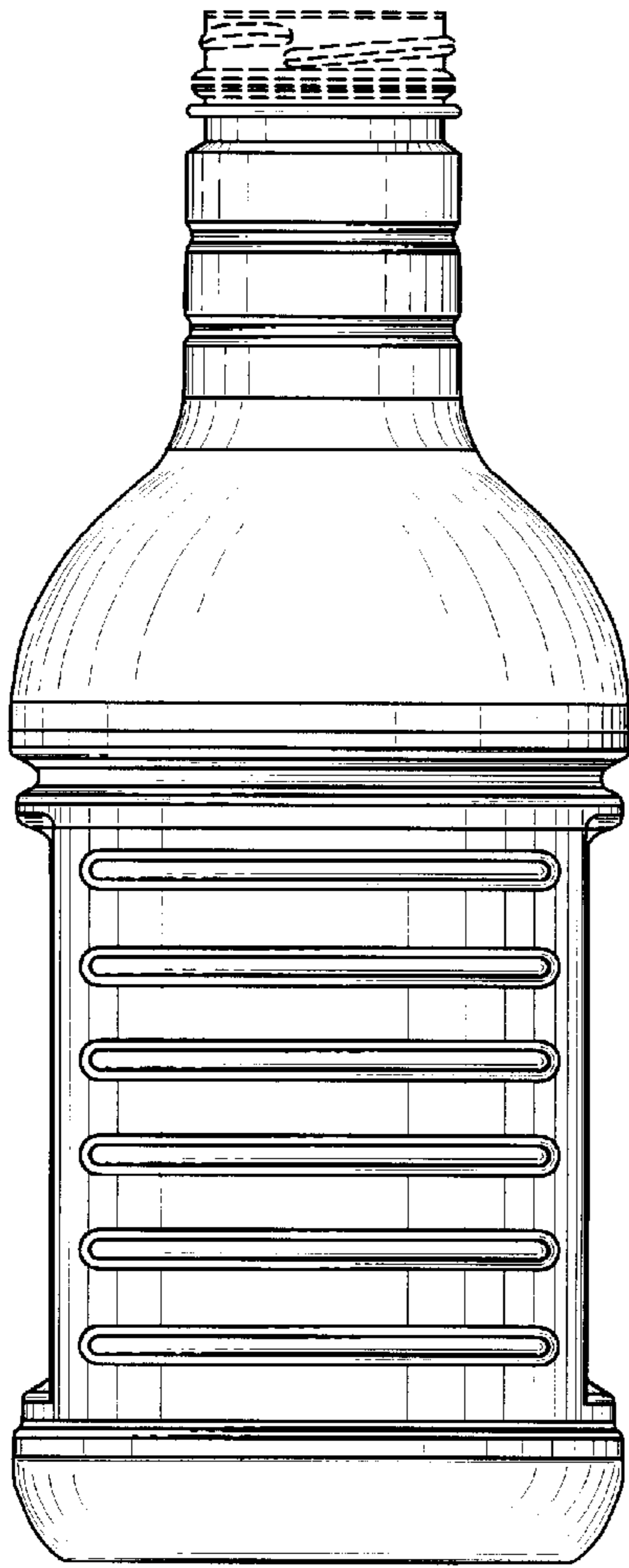


FIG. 3

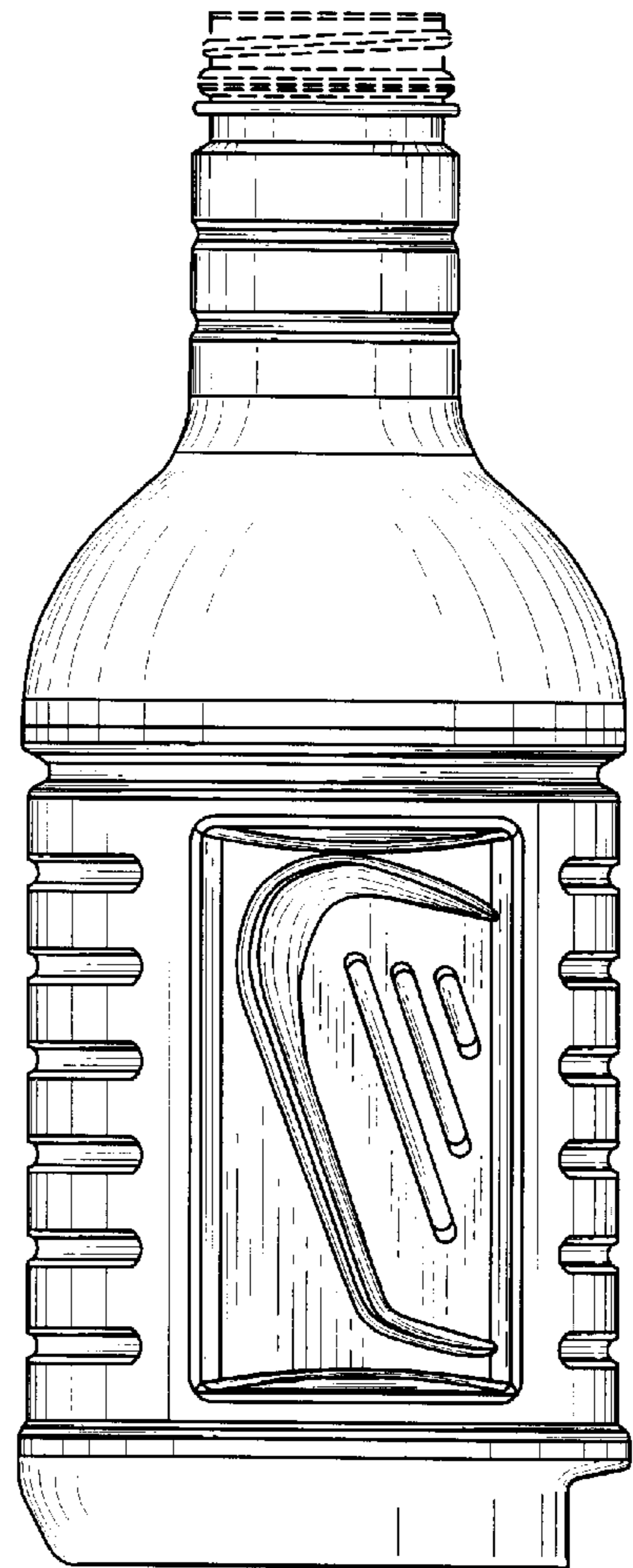


FIG. 4

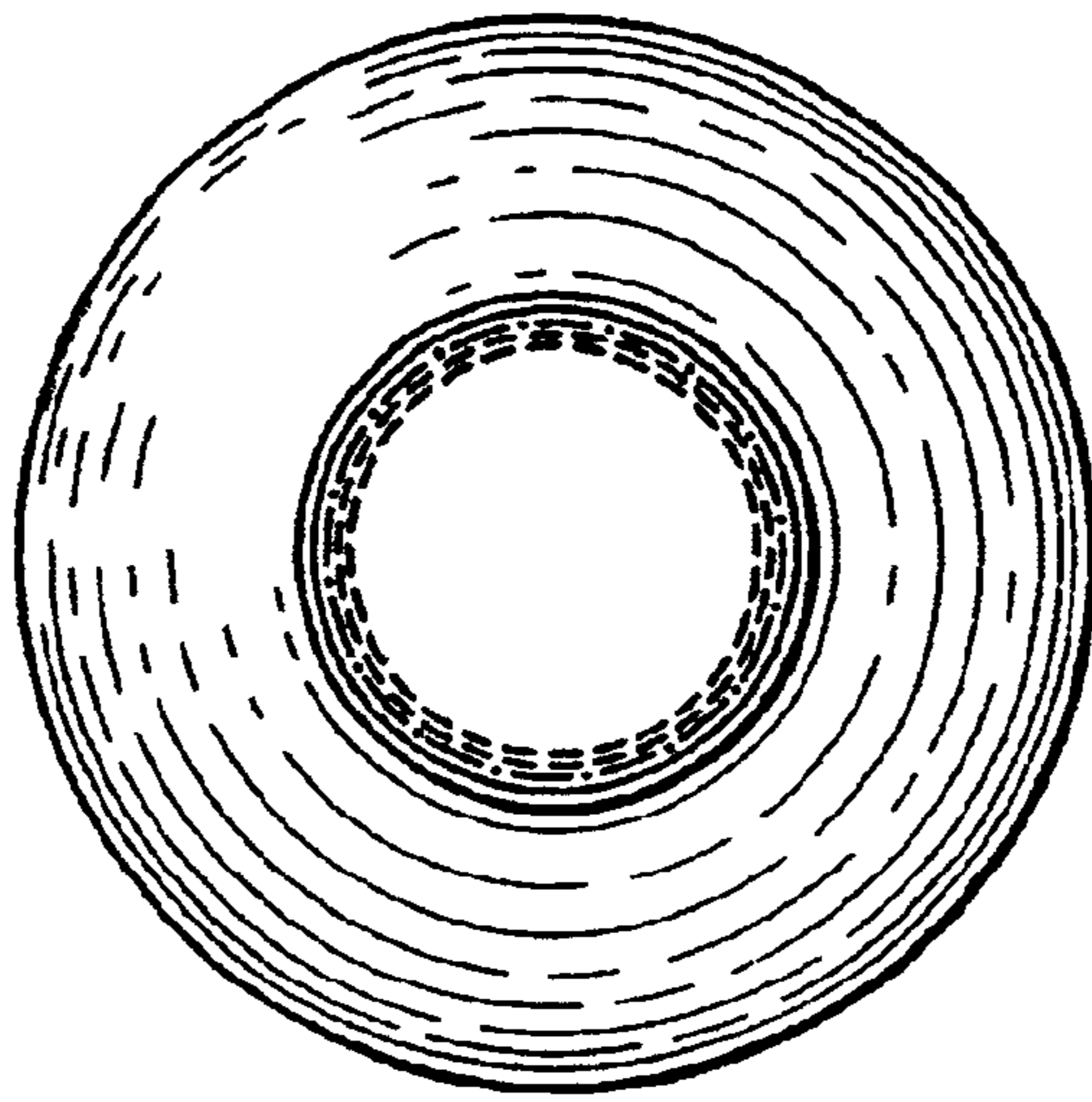


FIG. 5