



US00D489984S

(12) **United States Design Patent** (10) **Patent No.:** **US D489,984 S**  
**Futral et al.** (45) **Date of Patent:** **\*\* May 18, 2004**

(54) **PLASTIC BOTTLE**

D374,176 S \* 10/1996 Sillince et al. .... D9/500  
D407,648 S \* 4/1999 Glaser et al. .... D9/500  
D472,811 S \* 4/2003 Deubel et al. .... D9/502

(75) Inventors: **Daniel M. Futral**, Marietta, GA (US);  
**Brian D. Tyree**, Douglasville, GA  
(US); **Michael L. Vaughn**, Marietta,  
GA (US)

\* cited by examiner

*Primary Examiner*—Sandra L. Morris  
(74) *Attorney, Agent, or Firm*—Brinks Hofer Gilson &  
Lione

(73) Assignee: **Ball Corporation**, Broomfield, CO  
(US)

(\*\*) Term: **14 Years**

(57) **CLAIM**

We claim the ornamental design for a plastic bottle, as  
shown and described.

(21) Appl. No.: **29/172,414**

**DESCRIPTION**

(22) Filed: **Dec. 11, 2002**

(51) **LOC (7) Cl.** ..... **09-01**

FIG. 1 is a side elevation view of a plastic bottle showing the  
present invention, the opposite side being identical, the  
portions shown in phantom forming no portion of the  
ornamental design.

(52) **U.S. Cl.** ..... **D9/500**; D9/549; D9/562

FIG. 2 is a plan view from the bottom of FIG. 1.

(58) **Field of Search** ..... D9/500–504, 516–520,  
D9/541–543, 549–551, 556–560, 562–564,  
569–570; 215/379–383, 400; 220/890

FIG. 3 is a plan view from the top of FIG. 1; and,

(56) **References Cited**


FIG. 4 is an elevated perspective view of the plastic bottle  
shown in FIG. 1.

**U.S. PATENT DOCUMENTS**

The broken line showing is for illustrative purposes only,  
and forms no part of the claimed design.

D60,557 S \* 3/1922 Marble ..... D9/502  
D328,420 S \* 8/1992 Miller ..... D9/502  
D330,334 S \* 10/1992 Rusnock et al. .... D9/500

**1 Claim, 2 Drawing Sheets**






Fig. 1

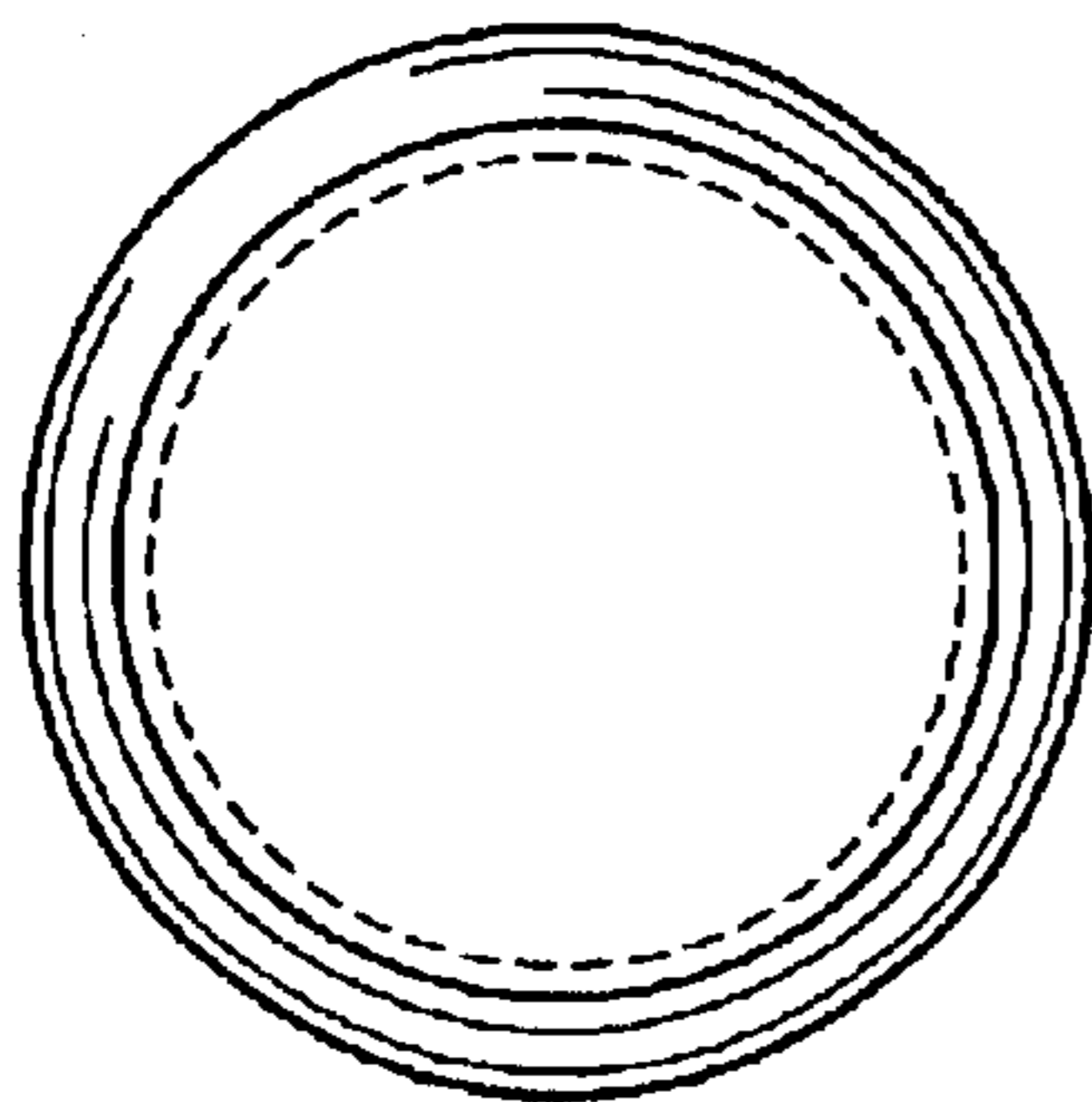


Fig. 2

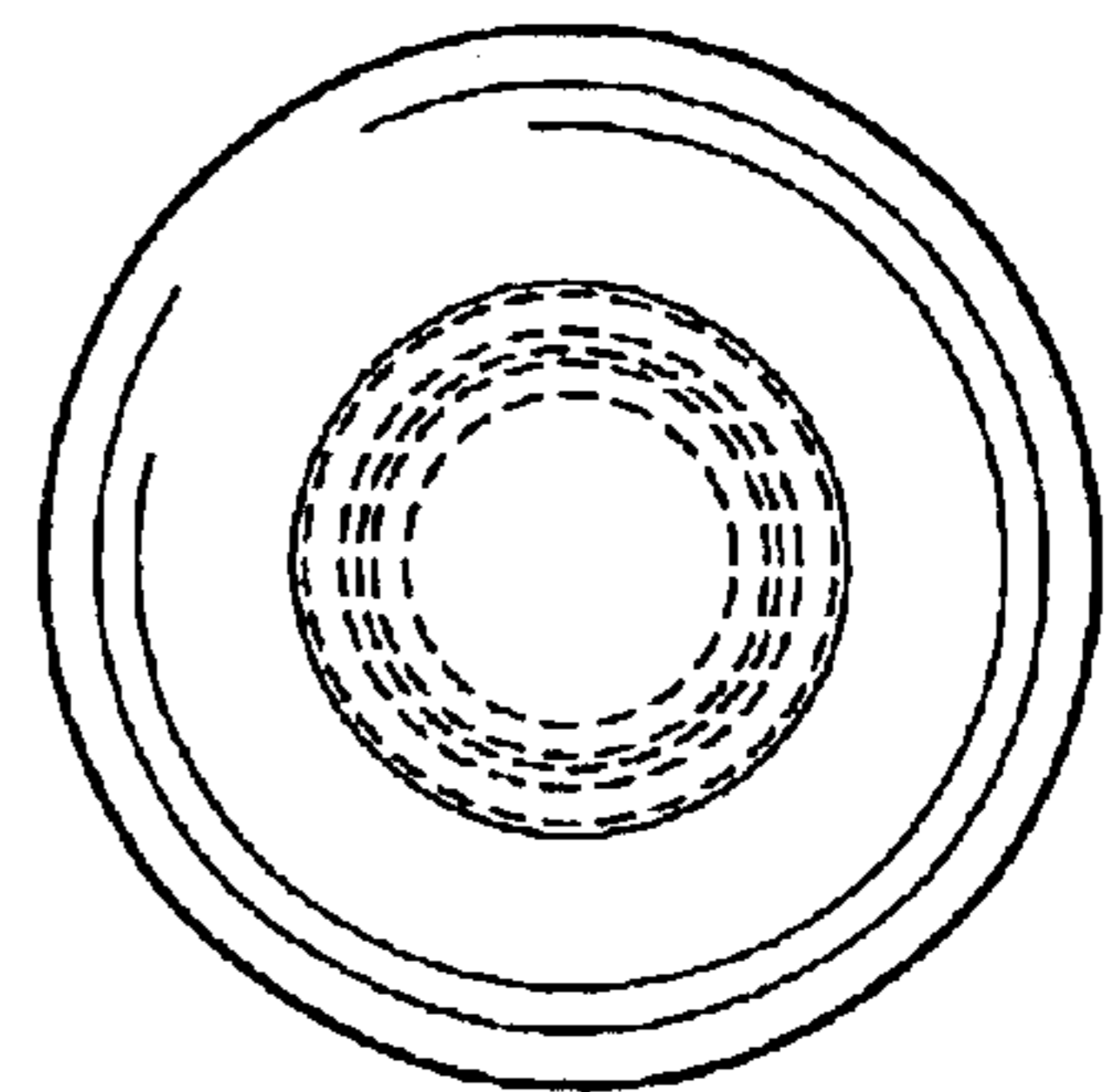


Fig. 3

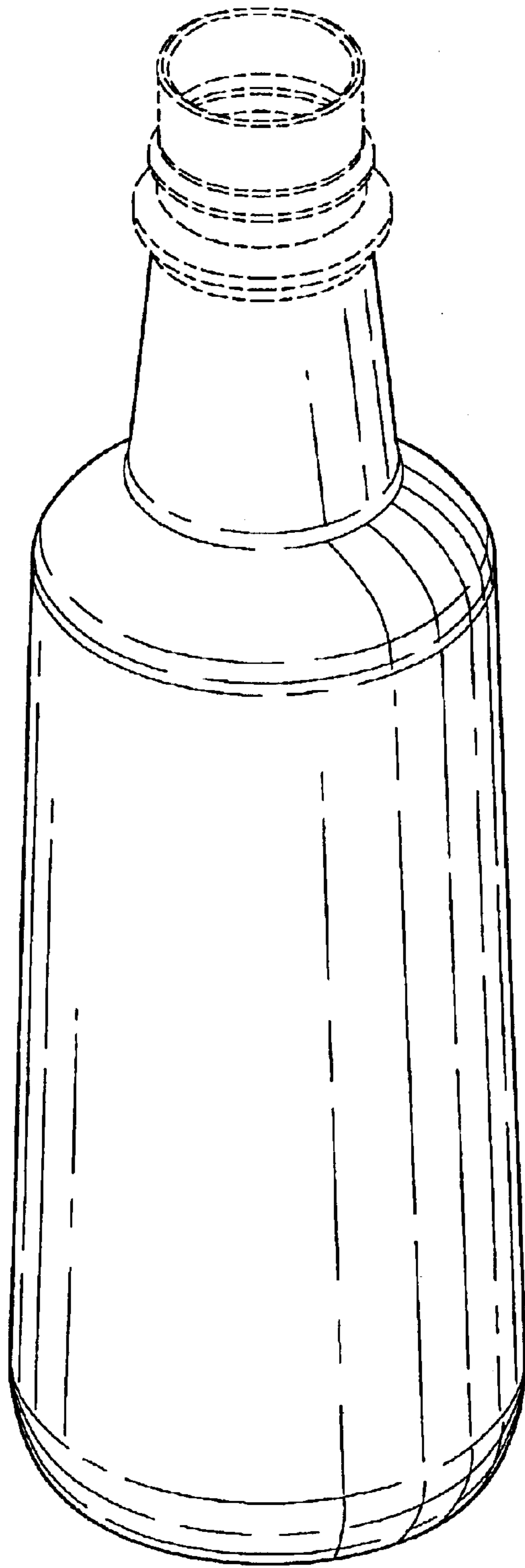


Fig. 4