



US00D489973S

(12) **United States Design Patent**  
**Root et al.**

(10) **Patent No.: US D489,973 S**

(45) **Date of Patent: \*\* May 18, 2004**

(54) **MEDICAL DEVICE PACKAGE**

(75) Inventors: **Howard Root**, Excelsior, MN (US);  
**Nancy Arnold**, Andover, MN (US)

(73) Assignee: **Vascular Solutions, Inc.**, Minneapolis,  
MN (US)

(\*\*) Term: **14 Years**

(21) Appl. No.: **29/182,858**

(22) Filed: **Jun. 2, 2003**

(51) **LOC (7) Cl. .... 09-03**

(52) **U.S. Cl. .... D9/415; D9/425**

(58) **Field of Search .... D9/415, 414, 424,**  
**D9/425, 341, 418; 206/461-471, 806, 828,**  
**775, 776, 525, 770, 528, 538, 438, 440**

(56) **References Cited**

**U.S. PATENT DOCUMENTS**

3,754,643	A	*	8/1973	Foster	.....	206/408
3,948,393	A	*	4/1976	Lewi	.....	206/462
4,469,226	A	*	9/1984	Matney	.....	206/470
4,613,038	A	*	9/1986	Kirk	.....	206/216
4,781,289	A	*	11/1988	Perkins	.....	206/45.24
D332,398	S	*	1/1993	Lee et al.	.....	D9/415
D360,578	S	*	7/1995	Dees	.....	D9/305
D396,632	S	*	8/1998	Lee	.....	D9/415
D397,934	S	*	9/1998	Giulianelli	.....	D9/415

6,012,578 A \* 1/2000 Keilman ..... 206/438

D484,044 S \* 12/2003 Milan ..... D9/415

\* cited by examiner

*Primary Examiner*—Prabhakar Deshmukh

(74) *Attorney, Agent, or Firm*—Patterson, Thunte, Skaar &  
Christensen, PA

(57) **CLAIM**

We claim the ornamental design for a medical device  
package, as shown.

**DESCRIPTION**

FIG. 1 is a perspective view of a medical device package  
according to an embodiment of the invention.

FIG. 2 is a top plan view of a medical device package  
according to an embodiment of the invention.

FIG. 3 is a bottom plan view of a medical device package  
according to an embodiment of the invention.

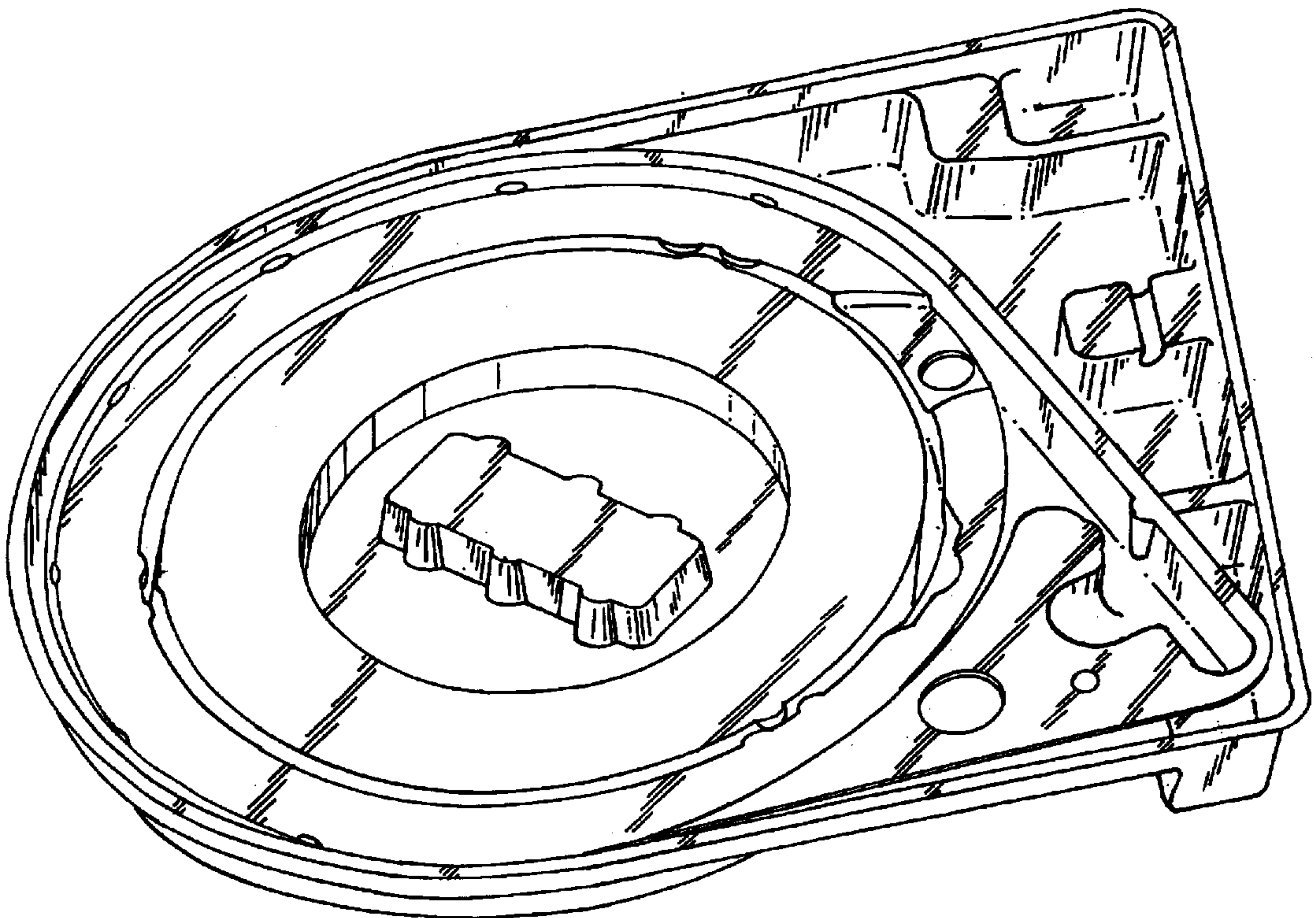
FIG. 4 is a left side elevational view of a medical device  
package according to an embodiment of the invention.

FIG. 5 is a right side elevational view of a medical device  
package according to an embodiment of the invention.

FIG. 6 is a rear elevational view of a medical device package  
according to an embodiment of the invention; and,

FIG. 7 is a front elevational view of a medical device  
package according to an embodiment of the invention.

**1 Claim, 5 Drawing Sheets**



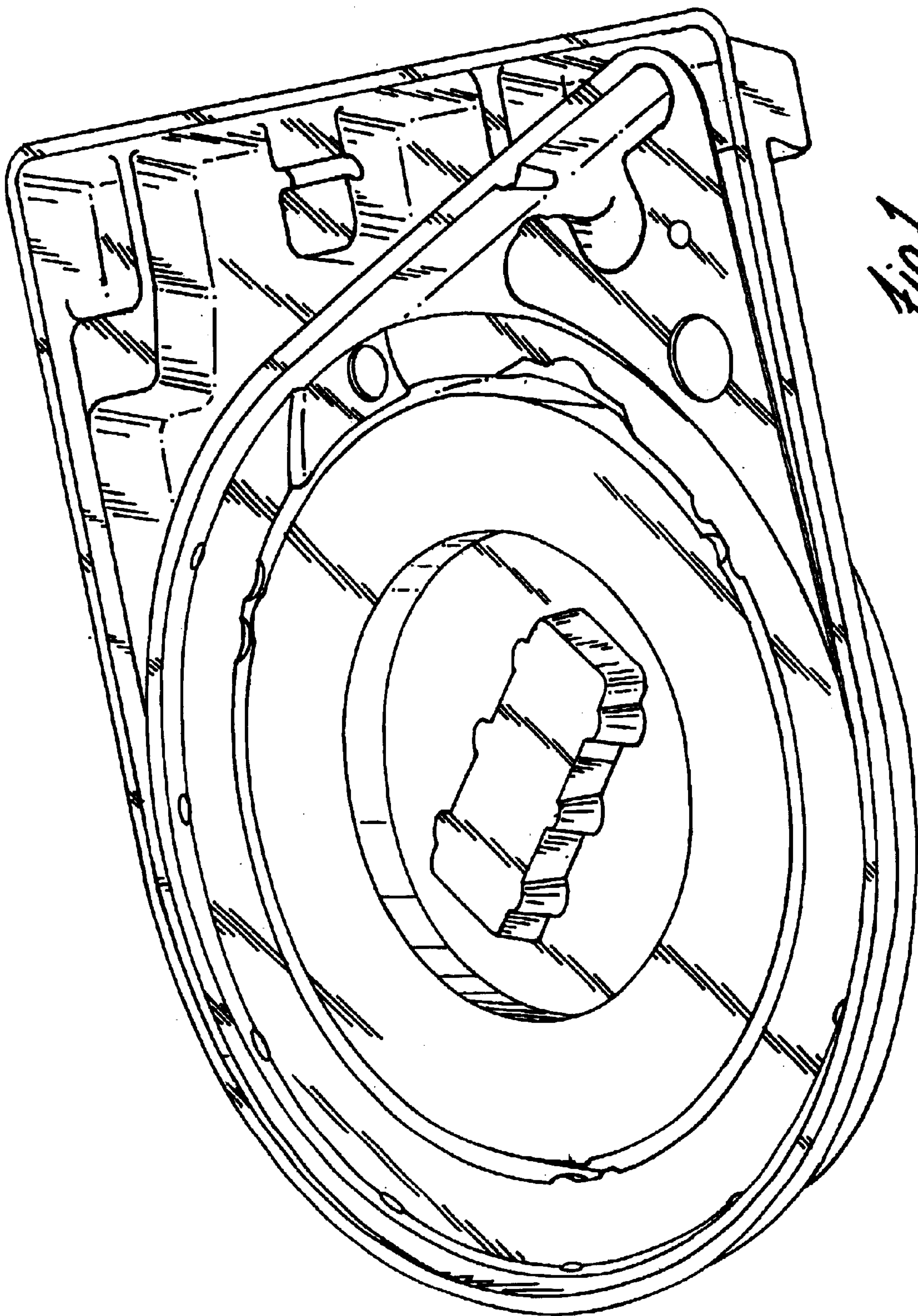
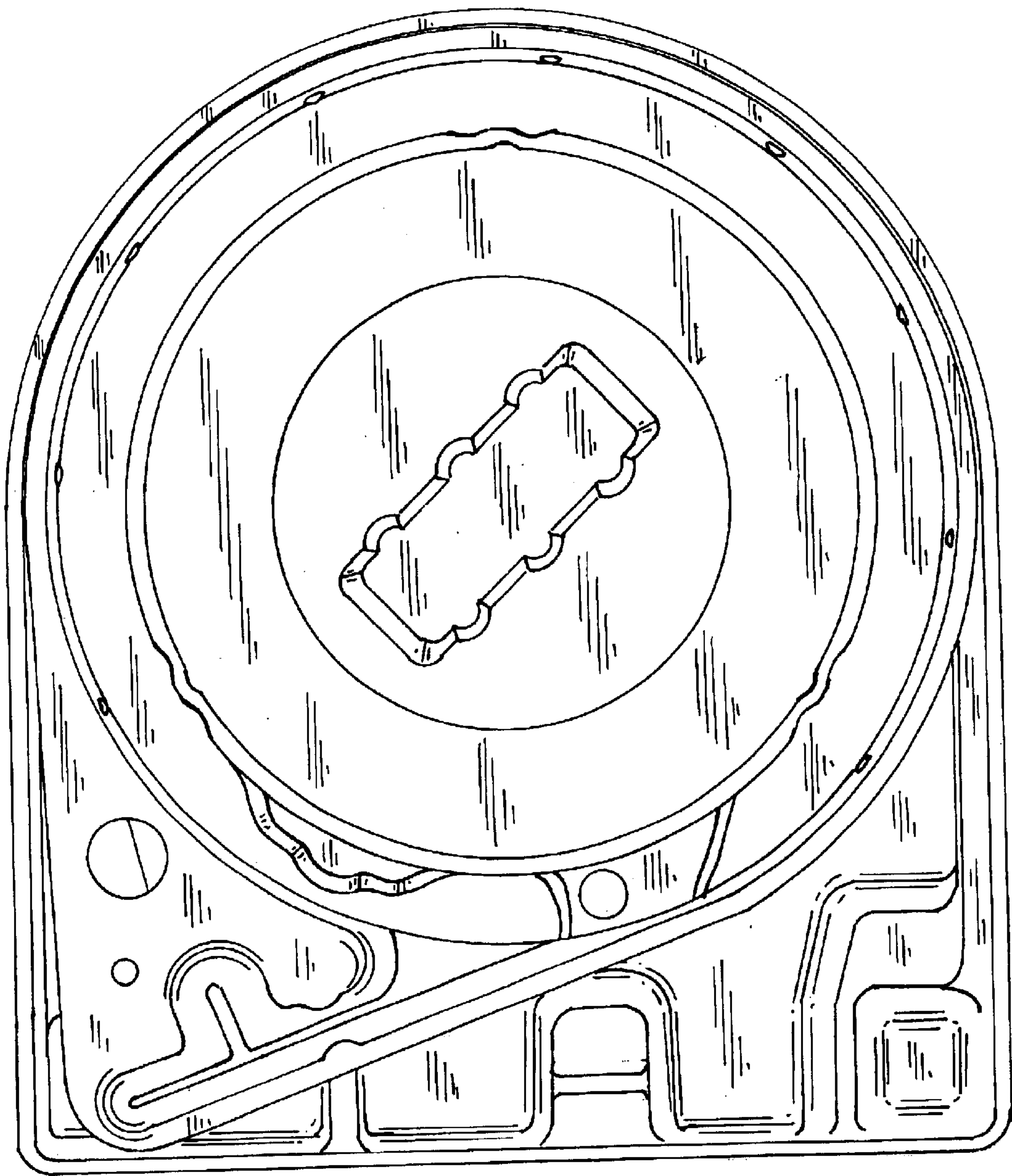
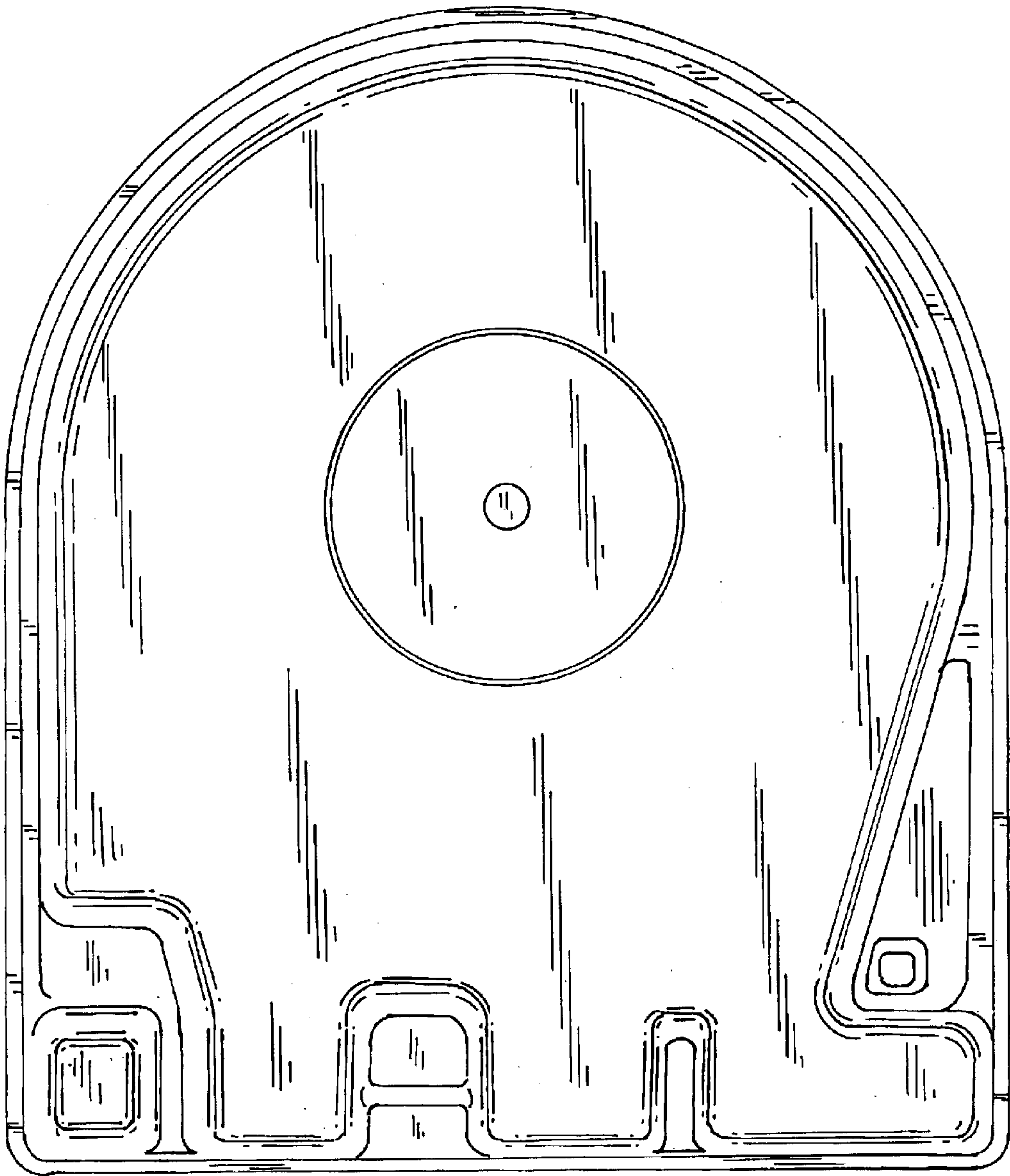


Fig. 1





*Fig. 2*



*Fig. 3*

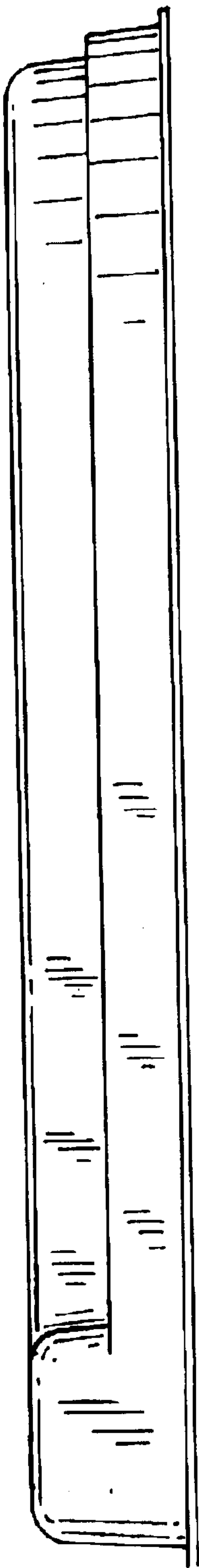


Fig. 4

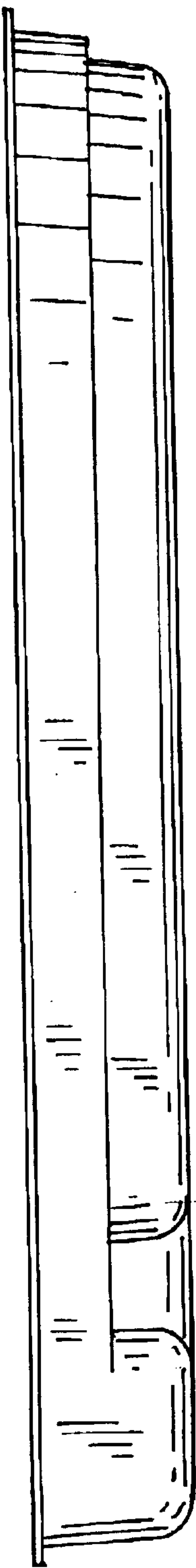

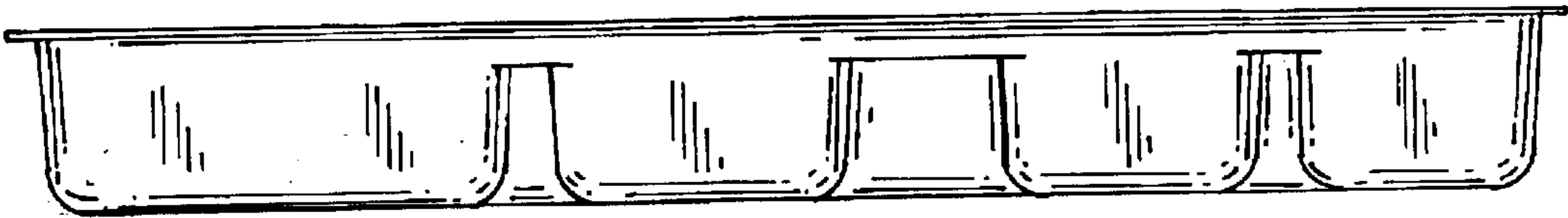


Fig. 5



*Fig. 6*



*Fig. 7*