



US00D489971S

(12) **United States Design Patent** (10) **Patent No.:** **US D489,971 S**  
**Tamez** (45) **Date of Patent:** **\*\* May 18, 2004**

(54) **APPLE SHAPED DISPENSER**

(76) Inventor: **Elias Tamez**, P.O. Box 532, Mabton, WA (US) 98935

(\*\*) Term: **14 Years**

(21) Appl. No.: **29/175,911**

(22) Filed: **Feb. 11, 2003**

(51) **LOC (7) Cl.** ..... **09-01**

(52) **U.S. Cl.** ..... **D9/329; D9/335; D28/67**

(58) **Field of Search** ..... **D1/115; D9/307, D9/329, 335-338; D11/157, 67, 115, 139; D28/67; D21/386**

(56) **References Cited**

**U.S. PATENT DOCUMENTS**

D165,723 S \* 1/1952 Schneeloch ..... D11/139  
D251,238 S \* 3/1979 Lutzker ..... D11/151  
D454,061 S \* 3/2002 Davis ..... D9/329

**OTHER PUBLICATIONS**

Gifts & Decorative Accessories, Jan. 1977. p. 71, Big Apple.\*

Hong Kong Enterprise Oct. 1990. p. 505, apple "Fun Pad" Stationary.\*

\* cited by examiner

*Primary Examiner*—Sandra L. Morris

(74) *Attorney, Agent, or Firm*—Marger Johnson & McCollom, PC

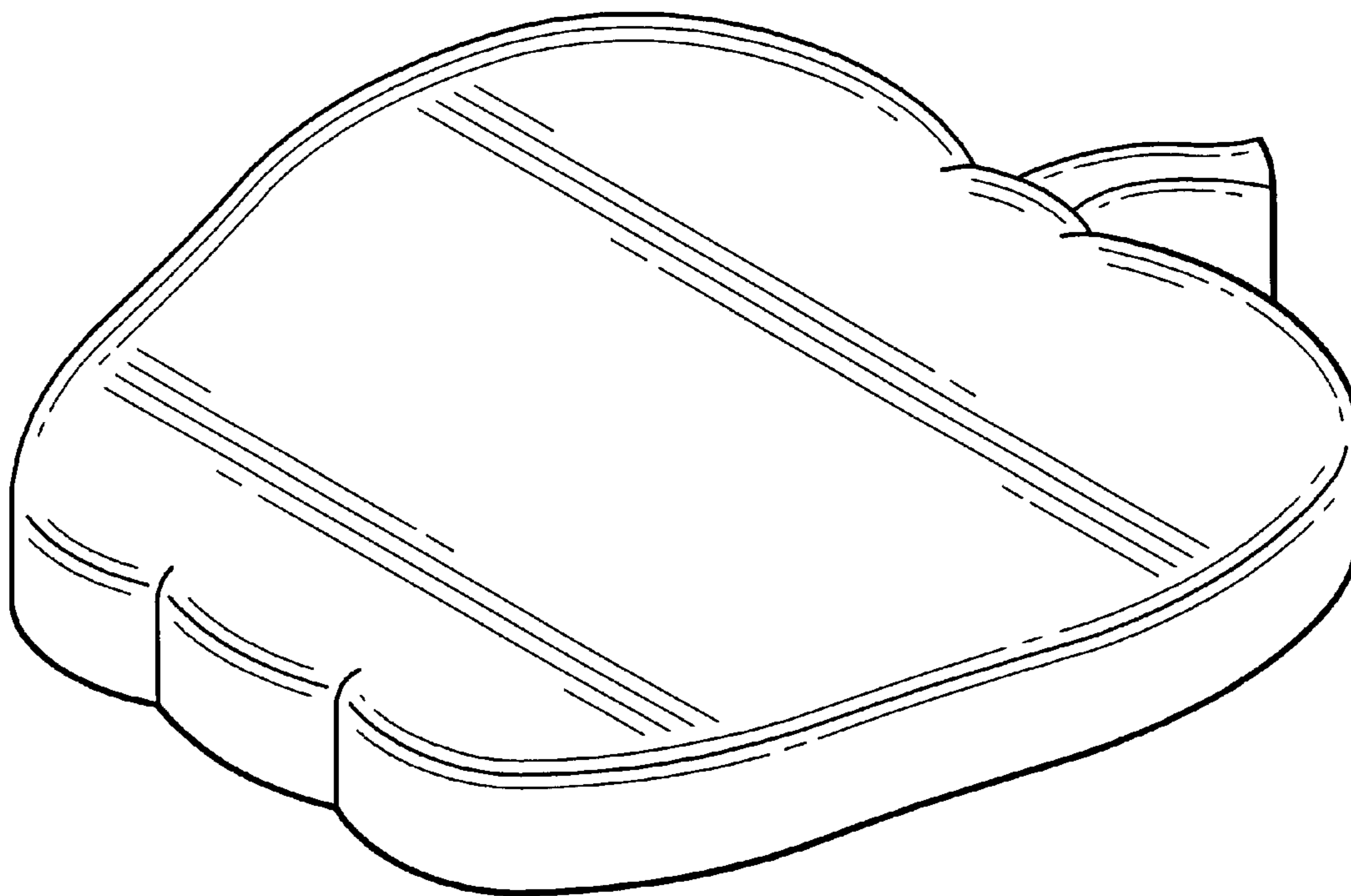
(57) **CLAIM**

The ornamental design for the apple shaped dispenser, as shown and described.

**DESCRIPTION**

FIG. 1 is a perspective view for an apple shape thereof; FIG. 2 is a top plan view for an apple shape thereof; FIG. 3 is a front elevation view for an apple shape thereof; FIG. 4 is a rear elevation view for an apple shape thereof; FIG. 5 is a left side elevation view for an apple shape thereof; FIG. 6 is a right side elevation view for an apple shape thereof; and, FIG. 7 is a bottom plan view for an apple shape thereof. The dashed line showing in FIG. 7 showing the design as a dental floss dispenser is for illustrative purposes only, and forms no part of the claimed design.

**1 Claim, 2 Drawing Sheets**



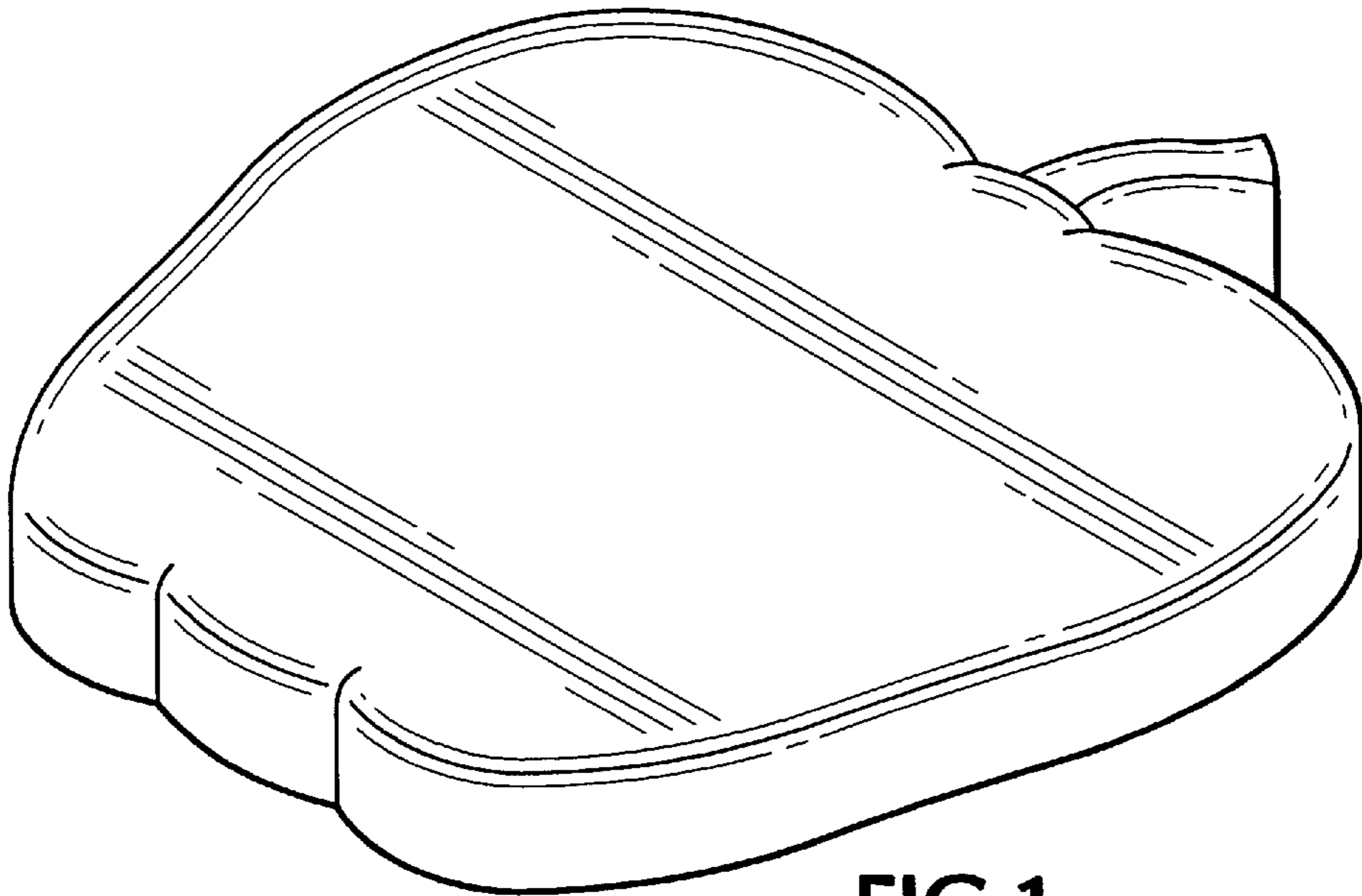


FIG. 1

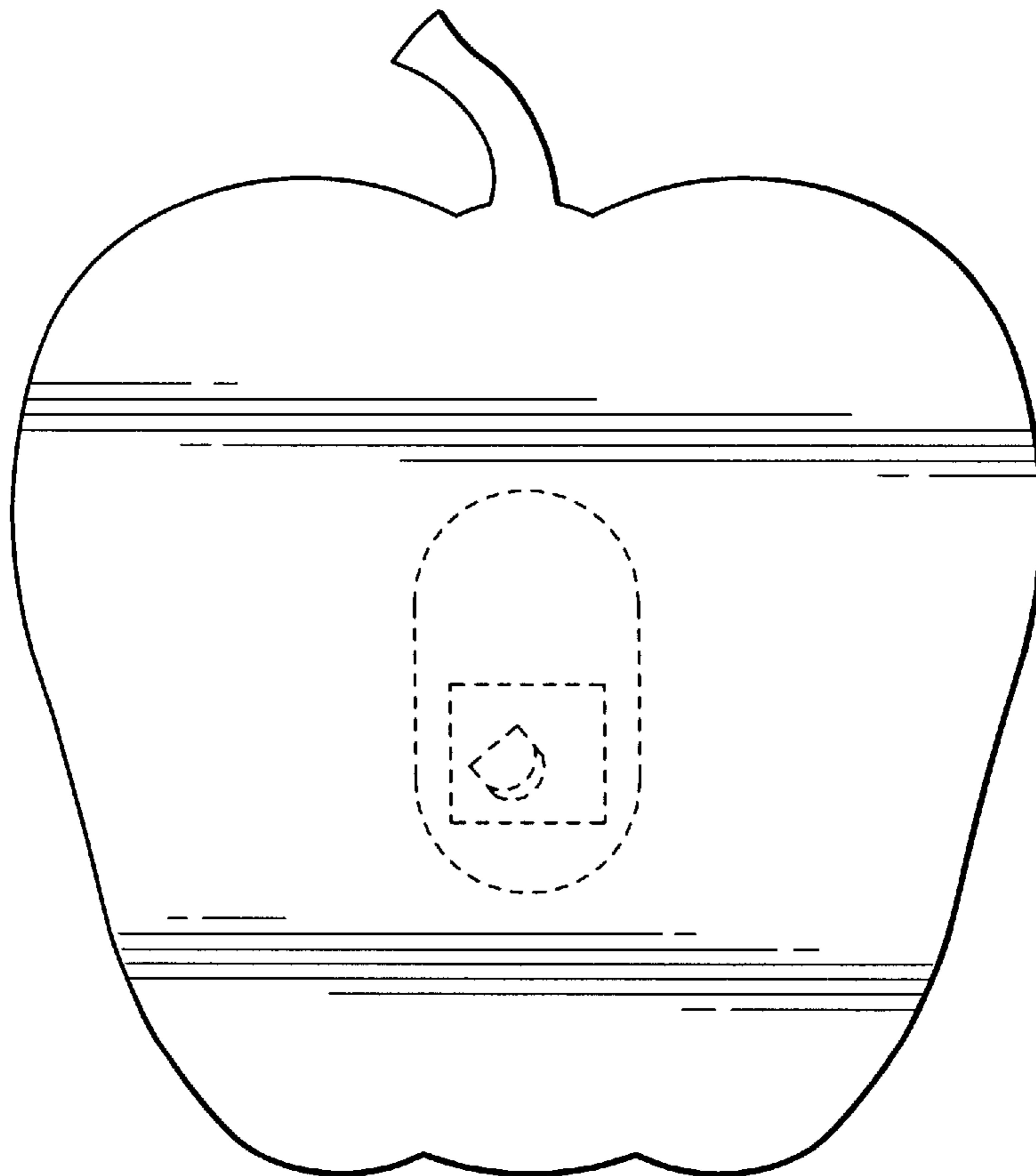


FIG. 7

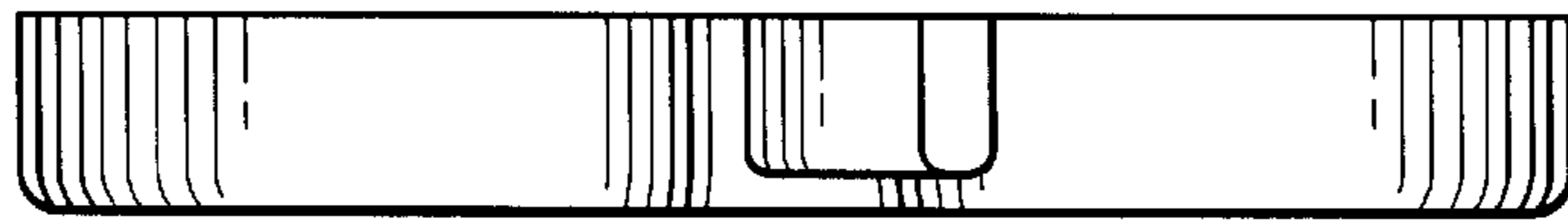


FIG. 4




FIG. 5




FIG. 2

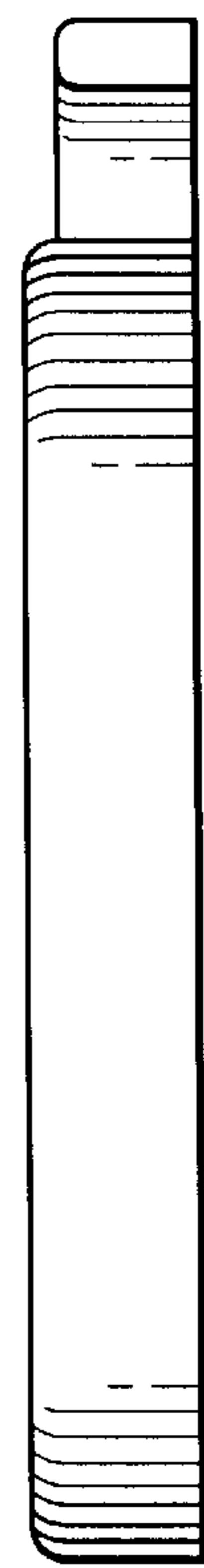


FIG. 6



FIG. 3