



US00D489963S

(12) **United States Design Patent**
Mazooji et al.

(10) **Patent No.:** **US D489,963 S**

(45) **Date of Patent:** **** May 18, 2004**

(54) **DISPENSER HANGER**

(75) Inventors: **Amber N. D. Mazooji**, Racine, WI
(US); **Rene M. Beland**, Waterford, WI
(US); **Simon M. Conway**, Burlington,
WI (US)

(73) Assignee: **S. C. Johnson & Son, Inc.**, Racine, WI
(US)

(**) Term: **14 Years**

(21) Appl. No.: **29/178,786**

(22) Filed: **Mar. 31, 2003**

(51) **LOC (7) Cl.** **08-05**

(52) **U.S. Cl.** **D8/370**

(58) **Field of Search** D8/370; D6/317;
211/113, 119

(56) **References Cited**

U.S. PATENT DOCUMENTS

691,155 A	1/1902	Marsky
2,151,964 A	3/1939	Gay
2,376,097 A	5/1945	Stamm
2,820,274 A	1/1958	Ballentine
3,028,974 A	4/1962	Loeb
3,545,049 A	12/1970	Brueggeman
4,074,885 A	2/1978	Hacker, Jr.

4,218,013 A	8/1980	Davison	
4,387,811 A	* 6/1983	Ragir et al.	211/119
D464,560 S	* 10/2002	Kalat	D8/370
D464,869 S	* 10/2002	Kalat	D8/370

* cited by examiner

Primary Examiner—Holly Baynham

(57) **CLAIM**

The ornamental design for a dispenser hanger, as shown and described.

DESCRIPTION

In a preferred embodiment, the nature of this product is as a hanger for a cleaner dispenser which is hooked onto a showerhead.

FIG. 1 is a top, left, front perspective view of a dispenser hanger embodying our new design;

FIG. 2 is a front elevational view thereof, the rear elevational view being a mirror image of the front elevational view shown;

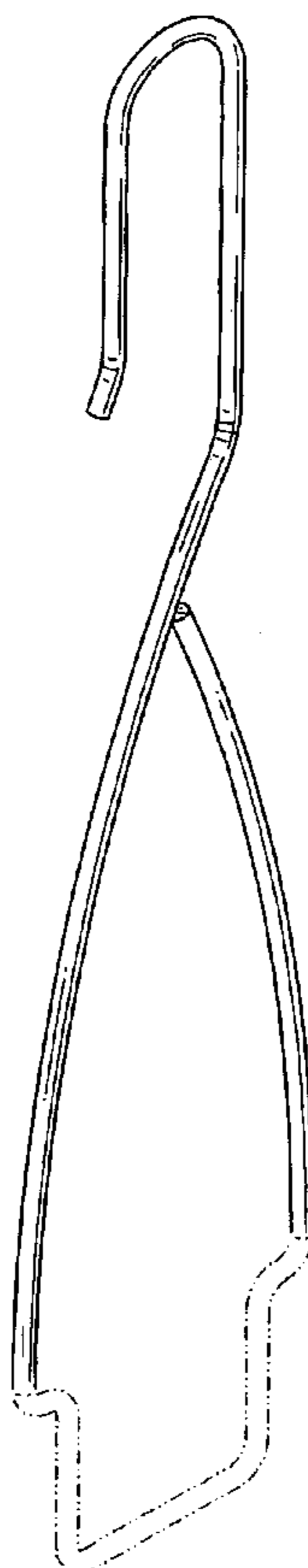
FIG. 3 is a left side elevational view thereof;

FIG. 4 is a right side elevational view thereof; and,

FIG. 5 is a top plan view thereof.

The broken line representation of a lower section of the dispenser hanger in FIGS. 1-4 is shown for the purpose of illustration only, and forms no part of the claimed design.

1 Claim, 2 Drawing Sheets



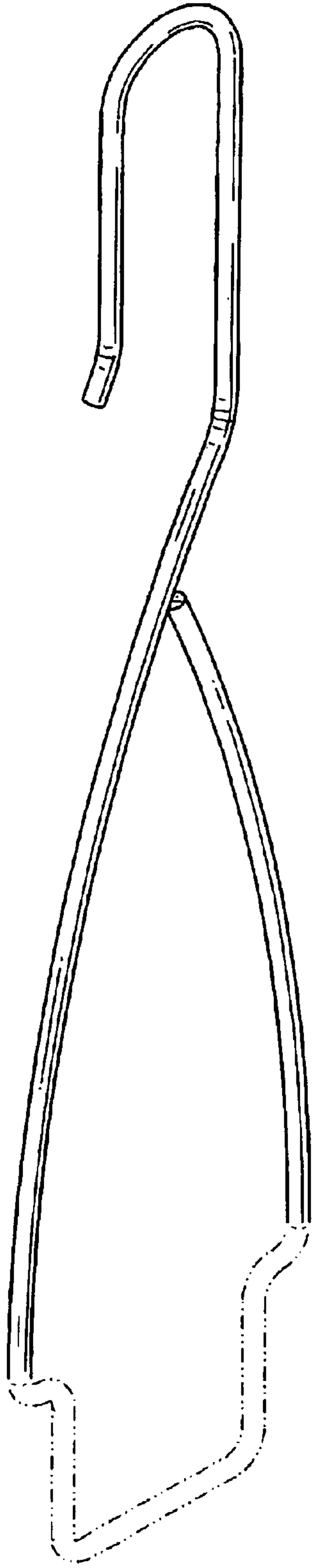


FIG. 1

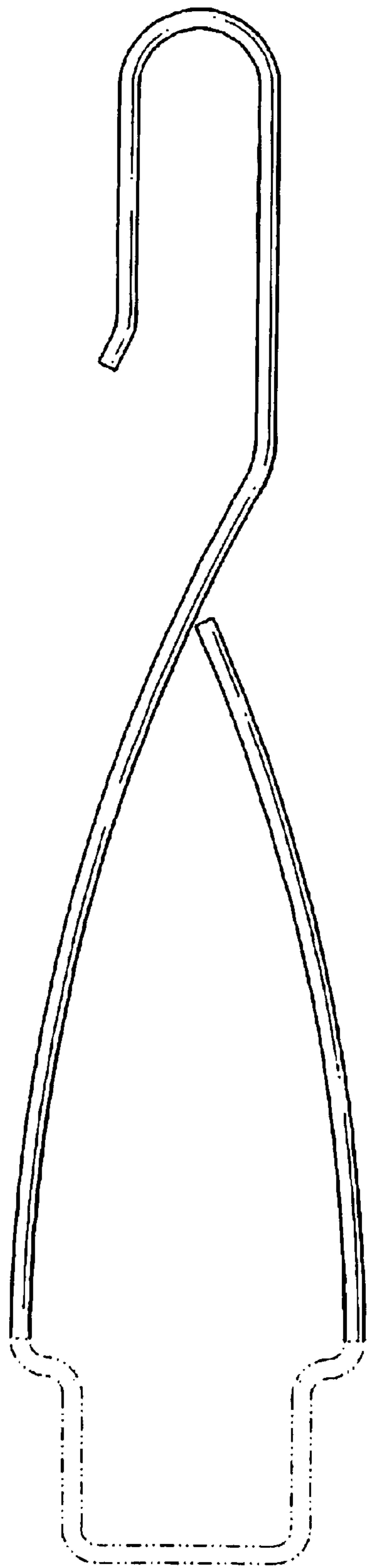


FIG. 2



FIG. 3



FIG. 4




FIG. 5