



US00D489956S

(12) **United States Design Patent** (10) **Patent No.:** **US D489,956 S**
Rae (45) **Date of Patent:** **** May 18, 2004**

(54) **FOLDING KNIFE**

OTHER PUBLICATIONS

(76) Inventor: **Kit Rae**, 2841 Yaberry Edge La.,
Kodak, TN (US) 37764

(**) Term: **14 Years**

(21) Appl. No.: **29/179,004**

(22) Filed: **Apr. 1, 2003**

(51) **LOC (7) Cl.** **08-03**

(52) **U.S. Cl.** **D8/99**

(58) **Field of Search** D8/98, 99, 100,
D8/107; 30/151, 152, 153, 154, 155, 156,
157, 158, 159, 160, 161, 162

Smokey Mountain Knife Works Catalog, 2002, pp. 24, 38
and H.*

U.S. Cavalry Knives, 1994, p. 111, Catalog.

The Noble Collection, Winter 1997/1998, Historic Daggers,
No page listed, Catalog.

United Cutlery Brands, Catalog # 42, 2002, pp. 7, 19, 21, 29,
30, 33-35, 39-45 and 51-60.

Meseum Replicas Limited, Horned Skull Sword, p. 65,
(1994).

Agincourt, Iberia Sword, Item B, Cutlery Shoppe, p. 38
(1993).

United Cutlery, Double Shadow Fantasy Dagger, p. 16,
(1991).

Applicant's co-pending Application (U.S. patent application
Ser. No.: 29/179,003, dated Apr. 1, 2003).

(56) **References Cited**

U.S. PATENT DOCUMENTS

D138,570 S	8/1944	Huff
D156,070 S	11/1949	Brooks
D170,824 S	11/1953	Kundikoff
D137,451 S	8/1971	Harstad
D221,335 S	8/1971	Clayton
D222,934 S	2/1972	Cole
D222,935 S	2/1972	Cole
D222,937 S	2/1972	Cole
D222,938 S	2/1972	Cole
D225,527 S	12/1972	Cole
4,608,757 A	9/1986	Eckerle
D299,375 S	1/1989	Pipes
D302,455 S	7/1989	Hibben
4,885,818 A	12/1989	Arterbury
D319,280 S	8/1991	Crain
D323,694 S	2/1992	Pipes
D325,616 S	4/1992	Kolombatovich
D330,064 S	10/1992	Medina
D333,173 S	2/1993	Pipes
D336,126 S	6/1993	Luchak
D348,599 S	7/1994	Sakai
D348,818 S	7/1994	Hasegawa
D351,210 S	10/1994	Koskinen
5,359,778 A	11/1994	Seber et al.
D360,013 S	7/1995	Collins

(List continued on next page.)

Primary Examiner—Philip S. Hyder

(74) *Attorney, Agent, or Firm*—Needle & Rosenberg, PC.

(57) **CLAIM**

The ornamental design for a folding knife, as shown and
described.

DESCRIPTION

FIG. 1 is a left side elevational view of the design of the
present invention for a folding knife, showing the knife in an
extended position;

FIG. 2 is a right side elevational view of the knife of FIG.
1;

FIG. 3 is a front elevational view of the knife of FIG. 1;

FIG. 4 is a rear elevational view of the knife of FIG. 1;

FIG. 5 is a top plan view of the knife of FIG. 1;

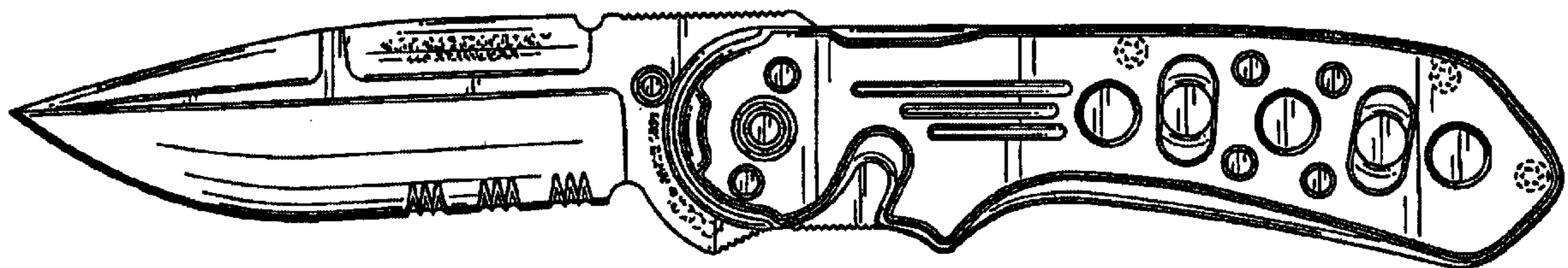
FIG. 6 is a bottom plan view of the knife of FIG. 1.

FIG. 7 is a left side elevation view, similar to FIG. 1, but
with the blade in a folded position; and,

FIG. 8 is a right side elevation view, similar to FIG. 2, but
with the blade in a folded position.

The broken lines shown are for illustrative purposes only
and form no part of the claimed design.

1 Claim, 5 Drawing Sheets



US D489,956 S

Page 2

U.S. PATENT DOCUMENTS

D360,241 S	7/1995	Choi	D461,217 S	8/2002	Hall et al.
D361,104 S	8/1995	Choi	D461,868 S	8/2002	Hall et al.
5,440,814 A	8/1995	Hall et al.	D473,609 S	4/2003	Rae
D362,485 S	9/1995	Hall	D473,610 S	4/2003	Rae
D363,109 S	10/1995	Hall	D473,611 S	4/2003	Rae
D367,599 S	* 3/1996	Sakai	D473,612 S	4/2003	Rae
		D8/99	D473,613 S	4/2003	Rae
D371,060 S	6/1996	Lai	D473,614 S	4/2003	Rae
D371,592 S	7/1996	Hall et al.	D473,615 S	4/2003	Rae
D375,779 S	11/1996	Hibben	D473,616 S	4/2003	Rae
D378,982 S	* 4/1997	Thompson	D473,617 S	4/2003	Rae
		D8/99	D473,618 S	4/2003	Rae
D379,211 S	5/1997	Thompson	D473,619 S	4/2003	Rae
D379,488 S	5/1997	Hibben	D473,620 S	4/2003	Rae
D379,579 S	* 6/1997	Pohl	D473,621 S	4/2003	Rae
		D8/99	D473,622 S	4/2003	Rae
D380,520 S	7/1997	Hibben	D473,623 S	4/2003	Rae
D381,060 S	7/1997	Moran	D473,624 S	4/2003	Rae
D382,187 S	8/1997	Hibben	D473,625 S	4/2003	Rae
D383,519 S	9/1997	Lainhart	D473,626 S	4/2003	Rae
D388,150 S	12/1997	Glesser	D473,627 S	4/2003	Rae
D398,211 S	9/1998	Howard	D473,911 S	4/2003	Green
D399,403 S	* 10/1998	Pohl			
		D8/99	D473,912 S	4/2003	Rae
D406,308 S	3/1999	Hibben	D473,913 S	4/2003	Hall
D409,269 S	5/1999	Carson et al.	D473,914 S	4/2003	Rae
D410,186 S	* 5/1999	Balolia			
		D8/99	D473,915 S	4/2003	Hall
D412,275 S	* 7/1999	Collins			
		D8/99	D473,916 S	4/2003	Rae
D430,258 S	8/2000	Hall et al.	D473,917 S	4/2003	Carter, III
D430,917 S	9/2000	Hall et al.	D473,918 S	4/2003	Rae
D432,386 S	* 10/2000	Elishewitz			
		D8/99	D473,919 S	4/2003	Rae
D433,914 S	* 11/2000	Chu			
		D8/99	D473,920 S	4/2003	Rae
D434,466 S	11/2000	Hall et al.	D473,921 S	4/2003	Rae
D438,085 S	* 2/2001	Onion			
		D8/99	D473,922 S	4/2003	Rae
D446,571 S	8/2001	Frazer	D473,924 S	4/2003	Rae
D447,925 S	* 9/2001	Osborne			
		D8/107	D474,923 S	4/2003	Rae
D448,828 S	10/2001	Karnezis	D474,828 S	5/2003	Rae
D451,571 S	12/2001	Barker, II	D474,829 S	5/2003	Rae
D451,572 S	12/2001	Barker, II	D475,114 S	5/2003	Rae et al.
D452,546 S	12/2001	Barker, II	D475,431 S	6/2003	Rae
D452,547 S	12/2001	Barker, II			
D452,895 S	1/2002	Rae et al.			
D454,611 S	3/2002	Veltz et al.			

* cited by examiner

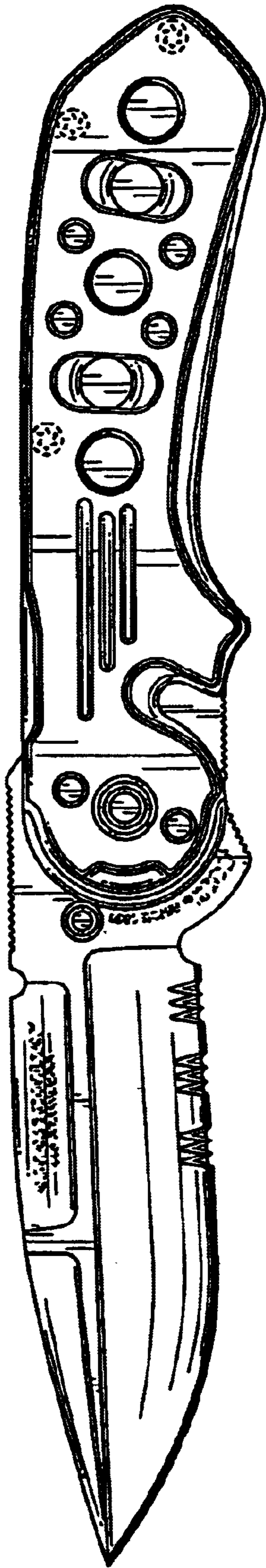


FIG. 1

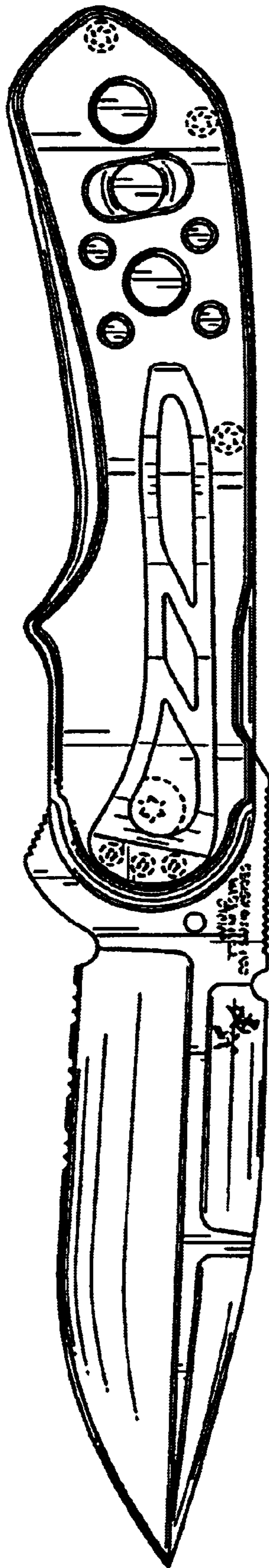


FIG. 2




FIG. 4




FIG. 3

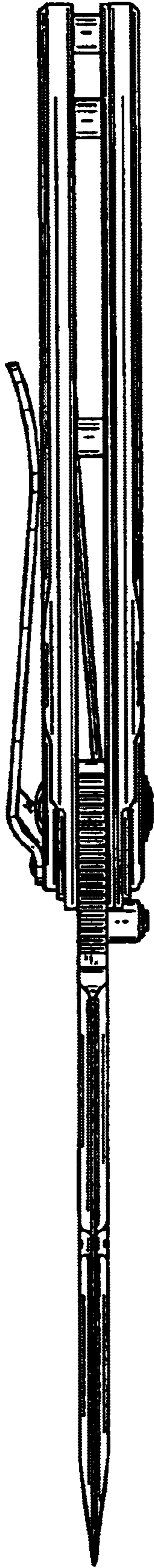


FIG. 5

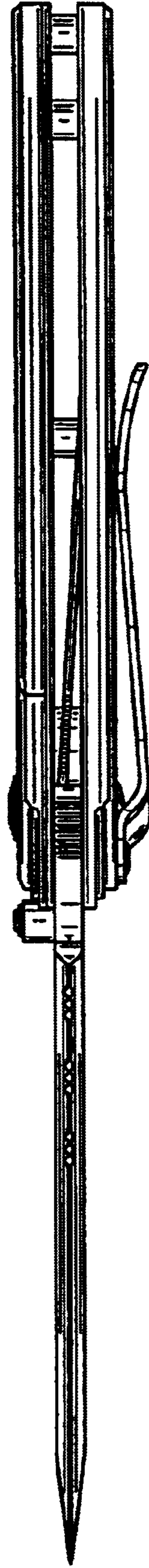


FIG. 6

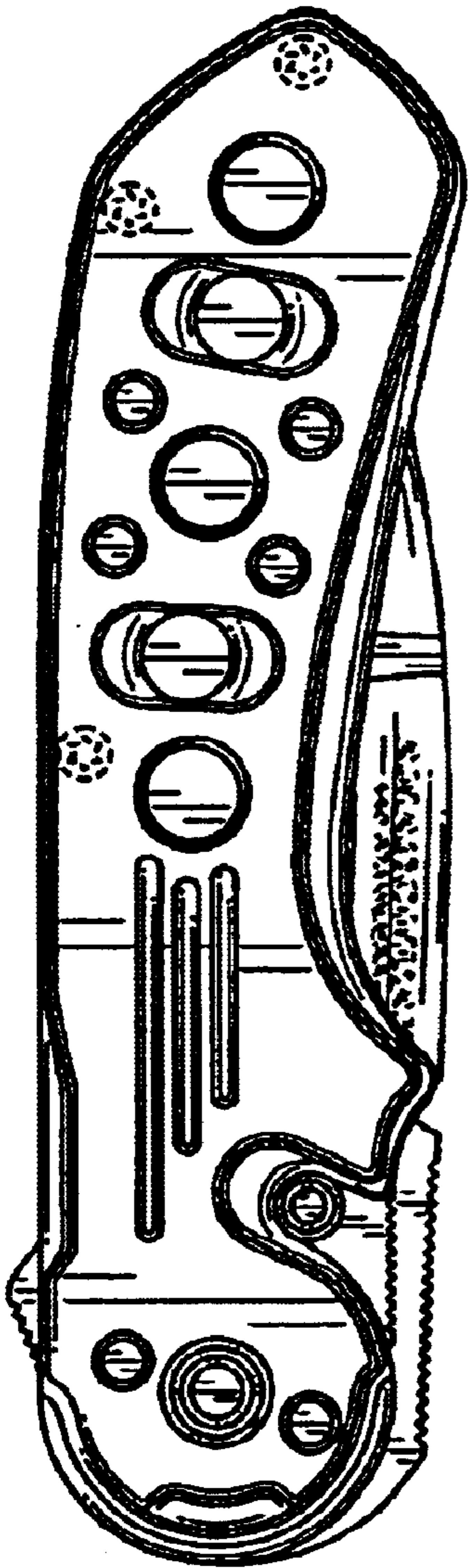


FIG. 7

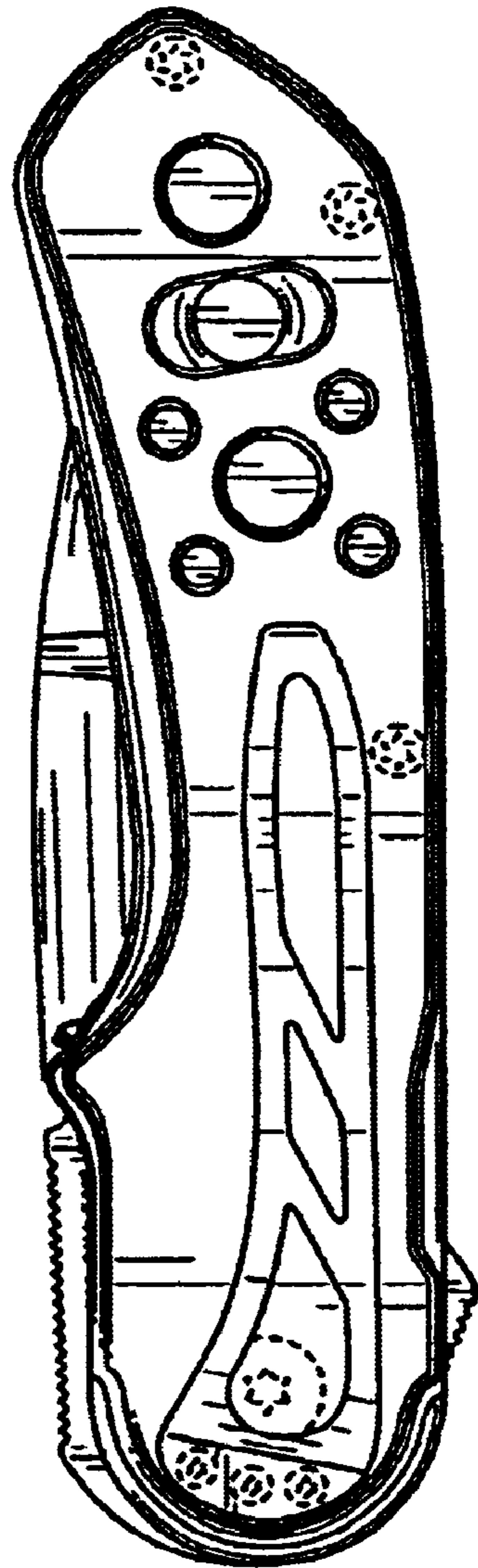


FIG. 8