



US00D489948S

(12) **United States Design Patent**
Poupel

(10) **Patent No.:** **US D489,948 S**

(45) **Date of Patent:** **** May 18, 2004**

(54) **FORK WITH SATIN FINISH HANDLE**

(75) Inventor: **Lucas Poupel**, Thiers (FR)

(73) Assignee: **Couzon S.A.**, Puy-de-Dome (FR)

(**) Term: **14 Years**

(21) Appl. No.: **29/169,483**

(22) Filed: **Oct. 21, 2002**

(51) **LOC (7) Cl.** **07-03**

(52) **U.S. Cl.** **D7/664**

(58) **Field of Search** D7/642, 645, 649,
D7/650, 652, 653, 662-664, 401.2; 30/147-150,
322-329, 340, 345

(56) **References Cited**

U.S. PATENT DOCUMENTS

D183,452 S	*	9/1958	Fiske	D7/653
D191,683 S	*	10/1961	Quistgaard	D7/653
D210,319 S	*	2/1968	Wallance	D7/664
D211,130 S	*	5/1968	Perry	D7/662
D231,893 S	*	6/1974	Manderfield	D7/653
D285,642 S	*	9/1986	Schultz	D7/645
D440,831 S	*	4/2001	Welch et al.	D7/645
D455,936 S	*	4/2002	Welch	D7/645

OTHER PUBLICATIONS

Tableware International Mag. Feb. 2001; p. 16; Kensington flatware top left.*

Tableware International Mag. May 2001, inside back cover; Table fork Nuovo Milano.*

* cited by examiner

Primary Examiner—Caron D. Veynar

(74) *Attorney, Agent, or Firm*—Abelman, Frayne & Schwab

(57) **CLAIM**

The ornamental design for a fork with satin finish handle, as shown.

DESCRIPTION

FIG. 1 shows a front elevation view of a fork with satin finish handle showing my new design;

FIG. 2 shows a side elevation view thereof;

FIG. 3 shows a top plan view thereof;

FIG. 4 shows a rear elevation view thereof;

FIG. 5 shows a bottom plan view thereof;

FIG. 6 shows a cross-section view of FIG. 1 taken along lines 6—6;

FIG. 7 shows a cross-section view of FIG. 1 taken along lines 7—7; and,

FIG. 8 shows a cross-section view of FIG. 1 taken along lines 8—8.

1 Claim, 2 Drawing Sheets

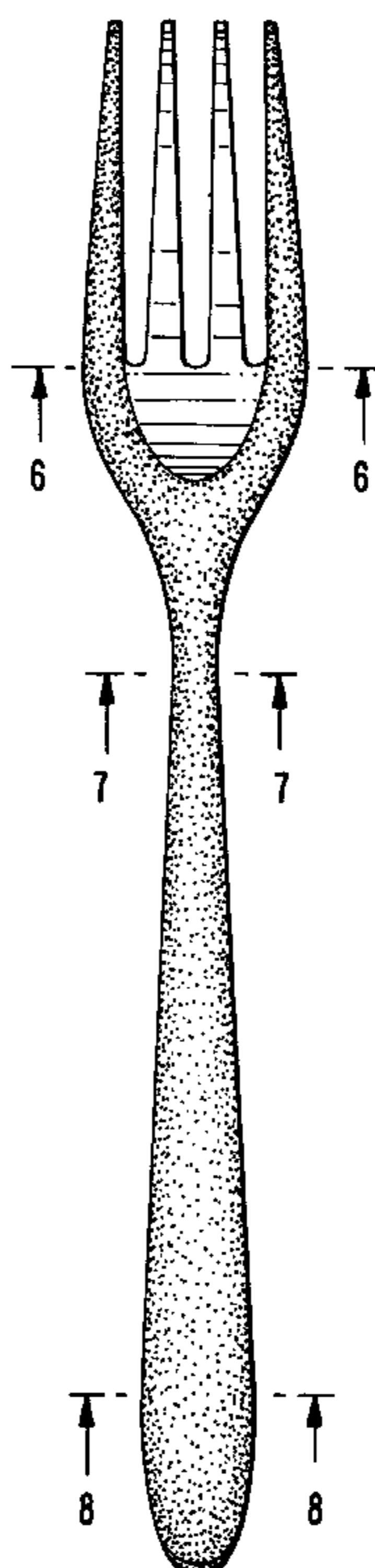


FIG. 1

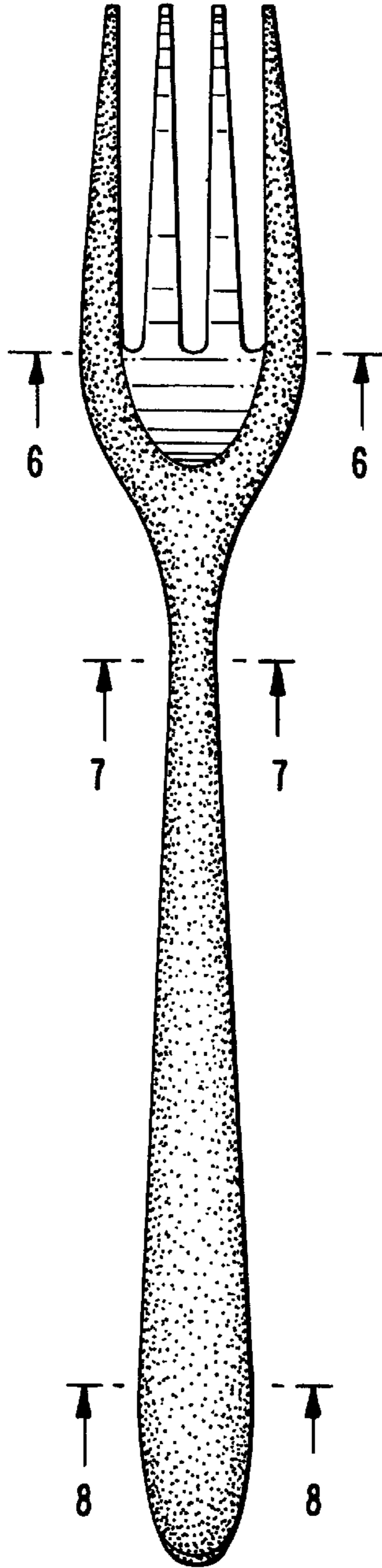


FIG. 2

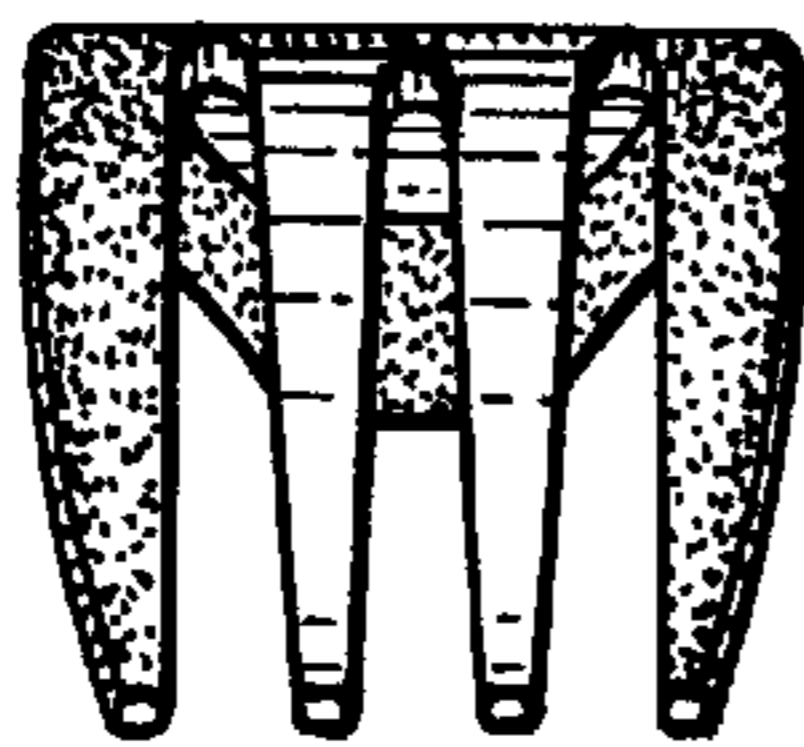
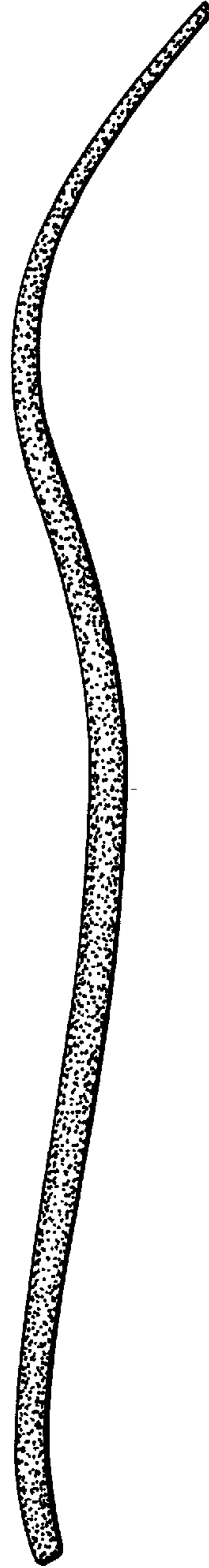


FIG. 3

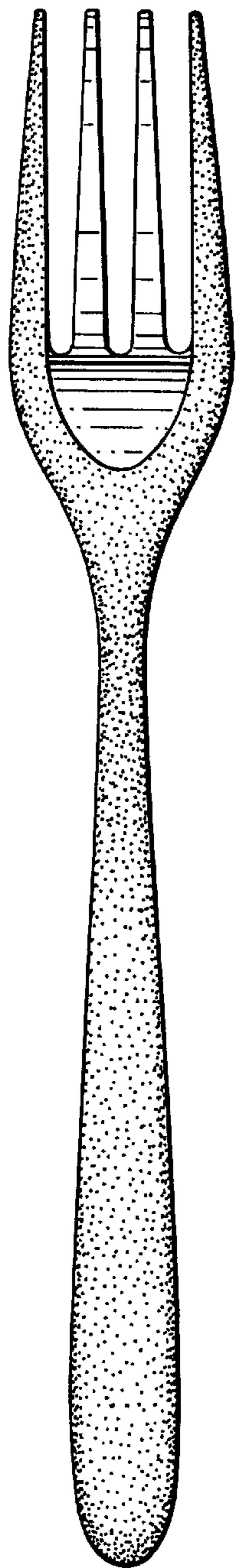


FIG. 4

FIG. 6



FIG. 7

FIG. 8

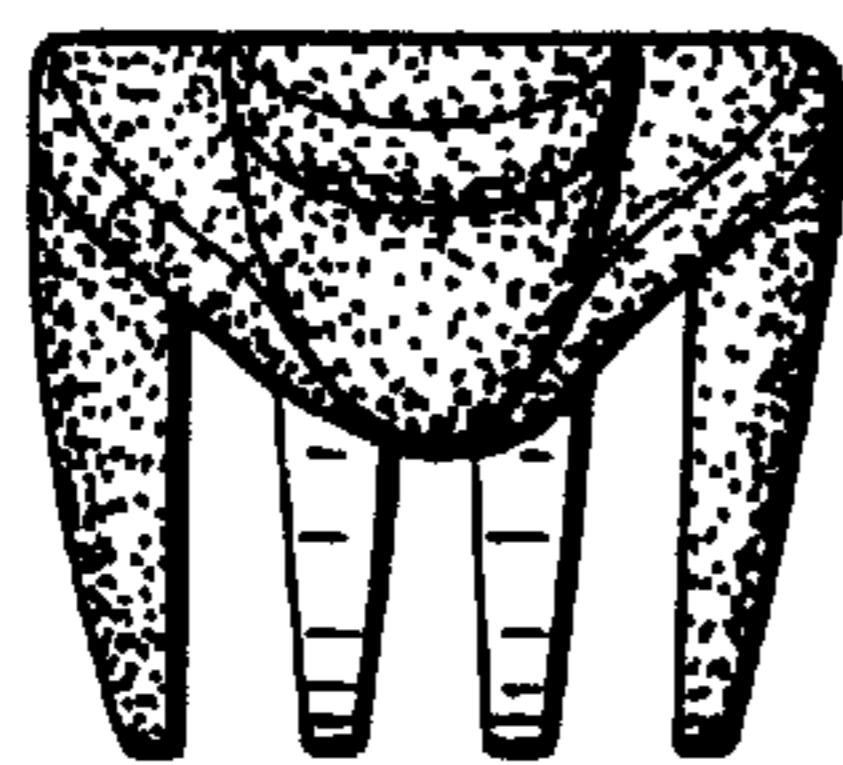


FIG. 5