



US00D489947S

(12) **United States Design Patent**
Shane-Schuldt

(10) **Patent No.:** **US D489,947 S**

(45) **Date of Patent:** **** May 18, 2004**

(54) **SPOON**

(75) **Inventor:** **Diane Shane-Schuldt**, Sherrill, NY (US)

(73) **Assignee:** **Oneida, Ltd.**, Oneida, NY (US)

(**) **Term:** **14 Years**

(21) **Appl. No.:** **29/187,412**

(22) **Filed:** **Jul. 31, 2003**

(51) **LOC (7) Cl.** **07-03**

(52) **U.S. Cl.** **D7/661**

(58) **Field of Search** D7/642-645, 653-664, D7/401.2; 30/147-150, 322-328

(56) **References Cited**

U.S. PATENT DOCUMENTS

D180,325 S	*	5/1957	Gavette	D7/654
D181,450 S	*	11/1957	Barrera et al.	D7/654
D183,471 S	*	9/1958	Wahl	D7/654
D208,817 S	*	10/1967	Doerfler	D7/662
D234,668 S	*	4/1975	Lea	D7/660

D239,908 S	*	5/1976	Manderfield	D7/660
D463,718 S	*	10/2002	Richmond	D7/653
D463,957 S	*	10/2002	Junko	D7/653

* cited by examiner

Primary Examiner—Caron D. Veynar

(74) *Attorney, Agent, or Firm*—Wall Marjama & Bilinski LLP

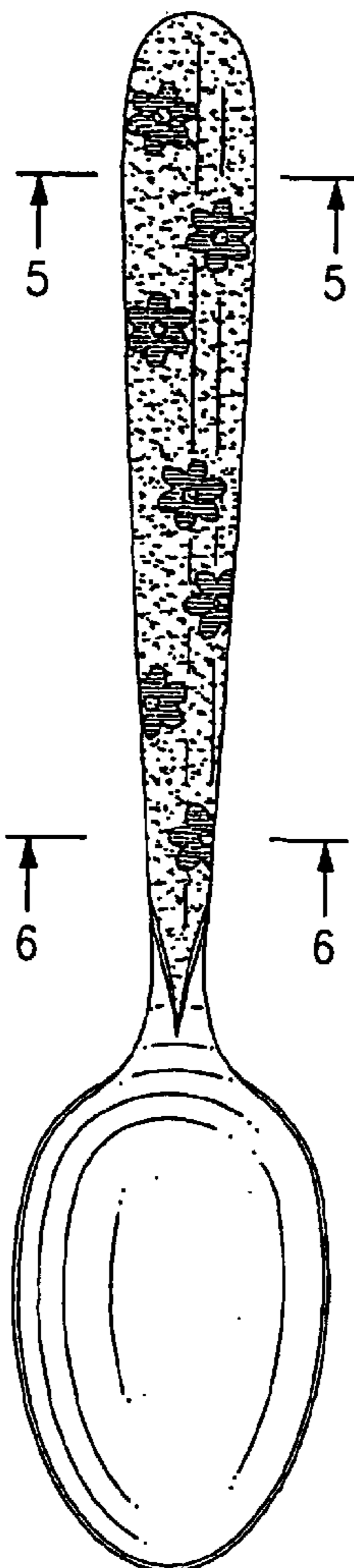
(57) **CLAIM**

The ornamental design for a spoon, as shown and described.

DESCRIPTION

FIG. 1 is a top plan view of a spoon, illustrating my new Design;
 FIG. 2 is a left side elevation view thereof;
 FIG. 3 is a right side elevation view thereof;
 FIG. 4 is a bottom view thereof;
 FIG. 5 is a cross sectional view thereof, taken through lines 5—5 of FIG. 1; and,
 FIG. 6 is a cross sectional view thereof, taken through lines 6—6 of FIG. 1.

1 Claim, 1 Drawing Sheet



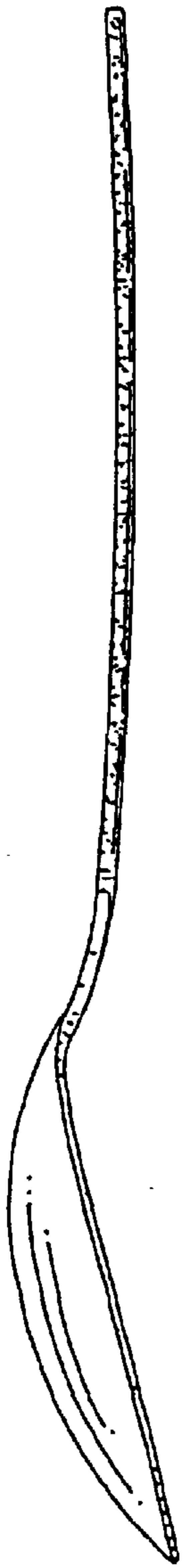


FIG. 2

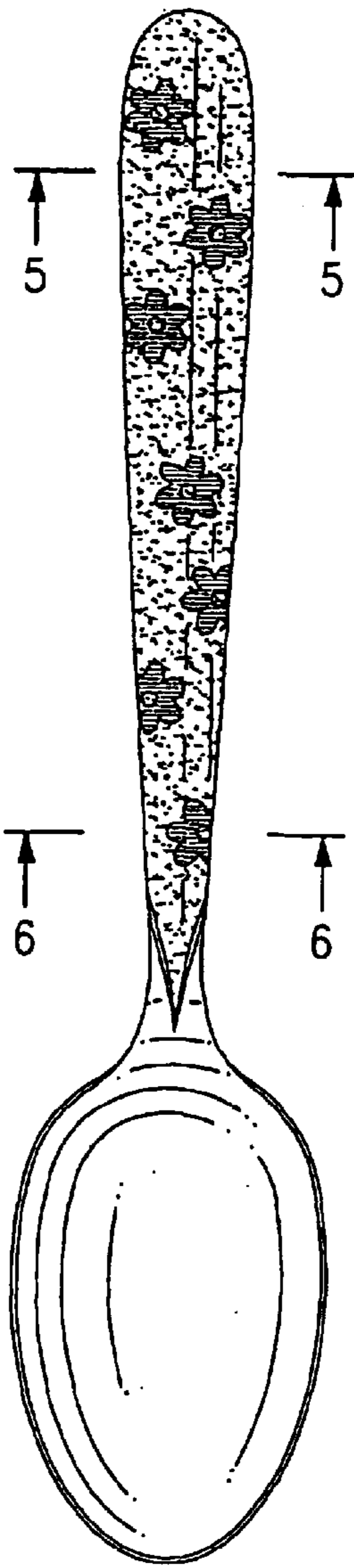


FIG. 1

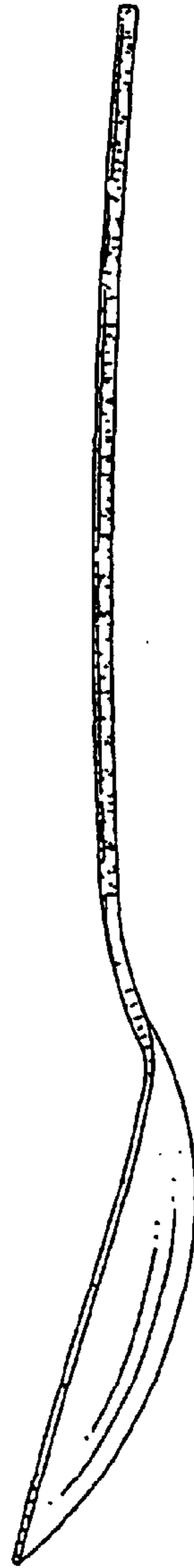


FIG. 3

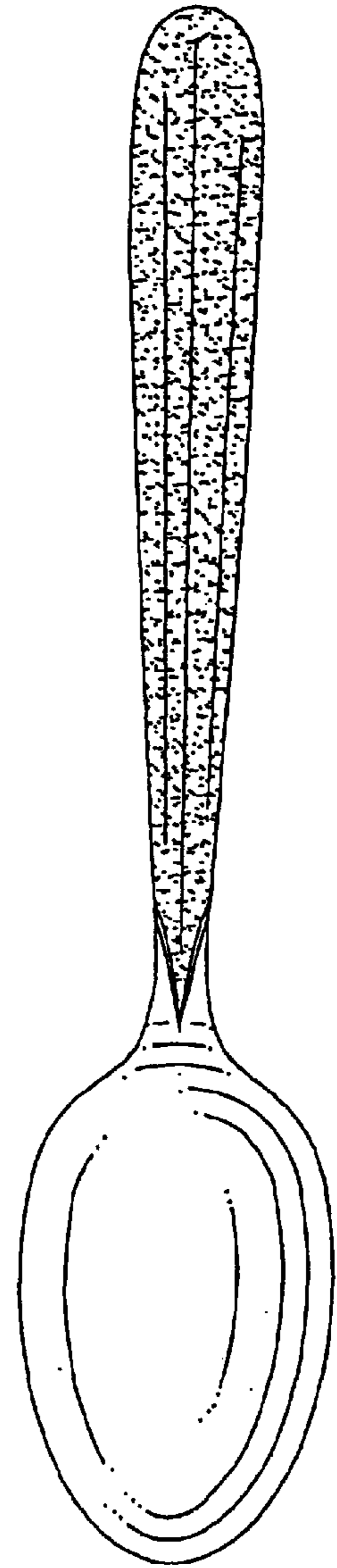


FIG. 4



FIG. 5



FIG. 6