



US00D489945S

(12) **United States Design Patent**  
**Shane-Schuldt**

(10) **Patent No.:** **US D489,945 S**

(45) **Date of Patent:** **\*\* May 18, 2004**

(54) **SPOON**

D463,956 S \* 10/2002 Richmond ..... D7/653  
D484,369 S \* 12/2003 Ito ..... D7/653

(75) Inventor: **Diane Shane-Schuldt**, Sherrill, NY (US)

\* cited by examiner

(73) Assignee: **Oneida, Ltd.**, Oneida, NY (US)

*Primary Examiner*—Caron D. Veynar

(\*\*) Term: **14 Years**

(74) *Attorney, Agent, or Firm*—Wall Marjama & Bilinski LLP

(21) Appl. No.: **29/187,382**

(57) **CLAIM**

(22) Filed: **Jul. 31, 2003**

The ornamental design for a spoon, as shown and described.

(51) **LOC (7) Cl.** ..... **07-03**

**DESCRIPTION**

(52) **U.S. Cl.** ..... **D7/653**

FIG. 1 is a top plan view of a spoon, illustrating my new design;

(58) **Field of Search** ..... D7/642-645, 653-664, D7/401.2; 30/147-150, 322-328

FIG. 2 is a left side elevation view thereof, the right side elevation view being a mirror image thereof;

(56) **References Cited**

FIG. 3 is a bottom view thereof;

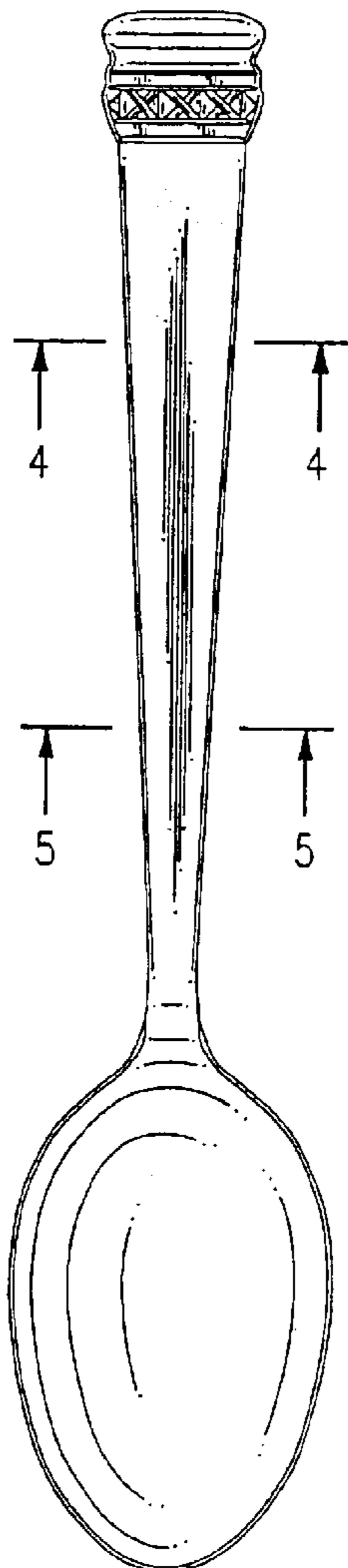
**U.S. PATENT DOCUMENTS**

FIG. 4 is a cross sectional view thereof, taken through lines 4-4 of FIG. 1; and,

- D109,075 S \* 3/1938 Allen et al. .... D7/662
- D185,679 S \* 7/1959 Rector ..... D7/662
- D247,086 S \* 1/1978 Gonshorek ..... D7/645

FIG. 5 is a cross sectional view thereof, taken through lines 5-5 of FIG. 1.

**1 Claim, 1 Drawing Sheet**



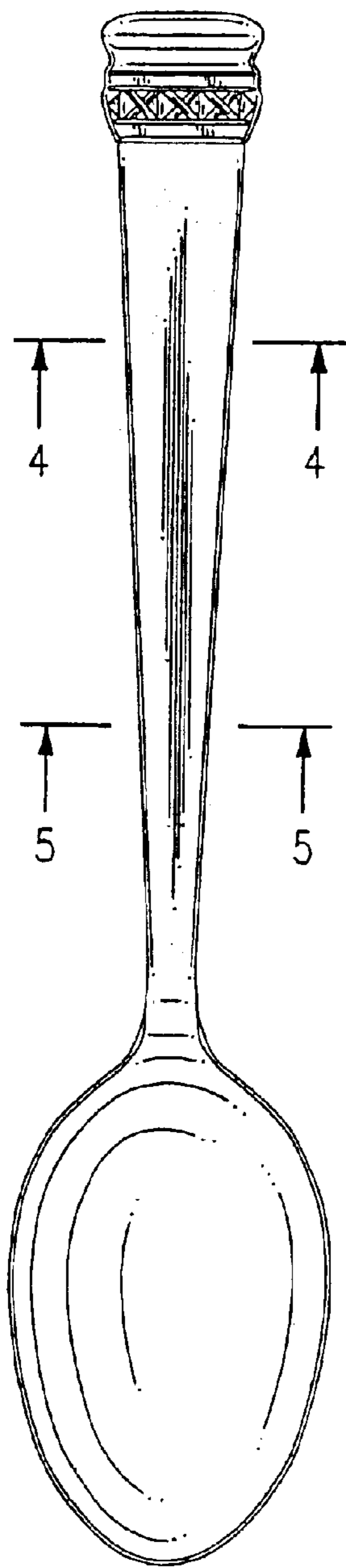


FIG. 1



FIG. 2

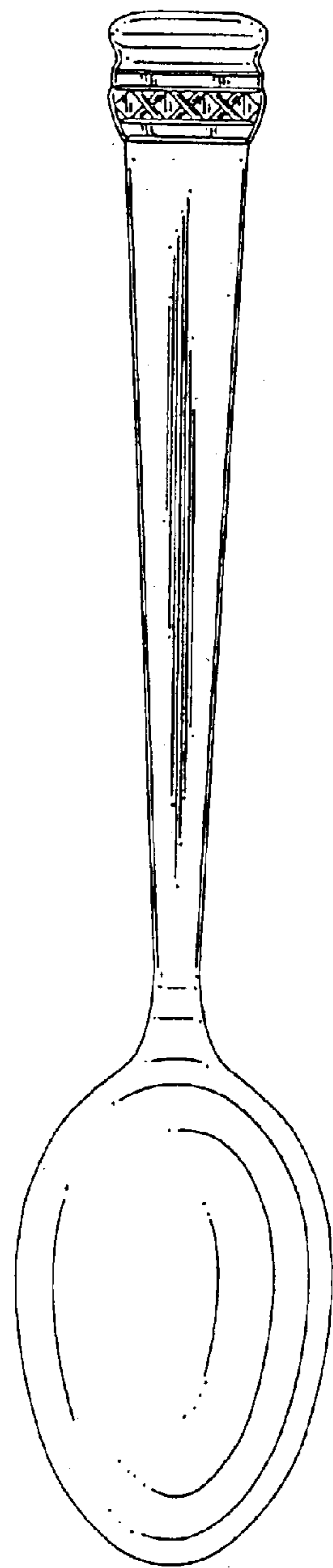


FIG. 3



FIG. 4



FIG. 5