



US00D489942S

(12) **United States Design Patent**  
**Shane-Schuldt**

(10) **Patent No.:** **US D489,942 S**

(45) **Date of Patent:** **\*\* May 18, 2004**

(54) **SPOON**

(75) Inventor: **Diane Shane-Schuldt**, Sherrill, NY (US)

(73) Assignee: **Oneida, Ltd.**, Oneida, NY (US)

(\*\*) Term: **14 Years**

(21) Appl. No.: **29/181,358**

(22) Filed: **May 9, 2003**

(51) **LOC (7) Cl.** ..... **07-03**

(52) **U.S. Cl.** ..... **D7/653**

(58) **Field of Search** ..... D7/642-645, 653-664,  
D7/401.2; 30/147-150, 322-328

(56) **References Cited**

**U.S. PATENT DOCUMENTS**

D67,459 S	*	6/1925	Gordon	.....	D7/653
D77,340 S	*	12/1928	Warren	.....	D7/653
D96,000 S	*	6/1935	Allen et al.	.....	D7/660
D121,724 S	*	7/1940	Warren	.....	D7/653

**OTHER PUBLICATIONS**

Sterling Flatware Revised Second Edition An Identification and Value Guide by Tere Hagan, ©1994, ISBN:

0-9629105-1-1, p. 63, Pattern: Governor's Lady, engraved A by Gorham.\*

\* cited by examiner

*Primary Examiner*—Caron D. Veynar

(74) *Attorney, Agent, or Firm*—Wall Marjama & Bilinski LLP

(57) **CLAIM**

The ornamental design for a spoon, as shown and described.

**DESCRIPTION**

FIG. 1 is a top plan view of a spoon, illustrating my new design;

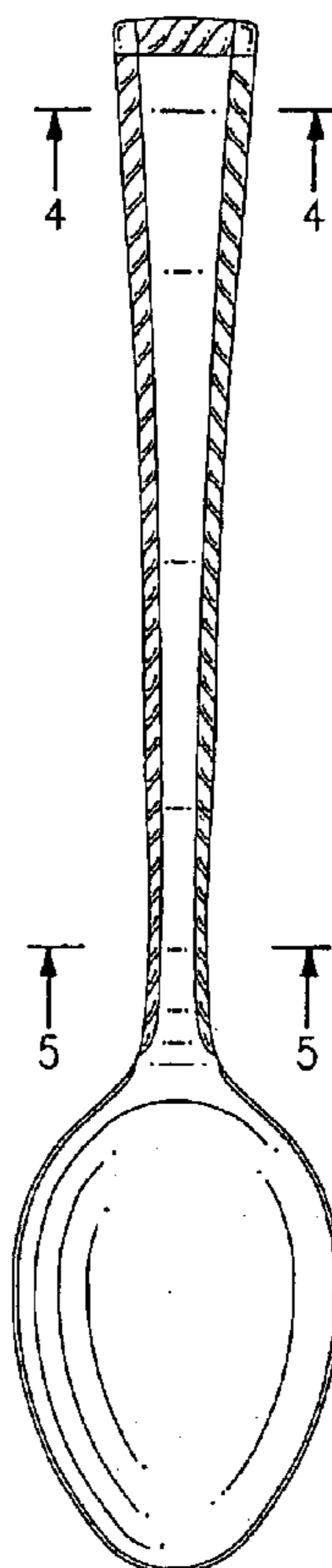
FIG. 2 is a bottom plan view thereof;

FIG. 3 is a right side elevation view thereof; the left side elevation view being a mirror image thereof;

FIG. 4 is a cross-sectional view taken along line 4—4 of FIG. 1; and,

FIG. 5 is a cross-sectional view taken along line 5—5 of FIG. 1.

**1 Claim, 1 Drawing Sheet**



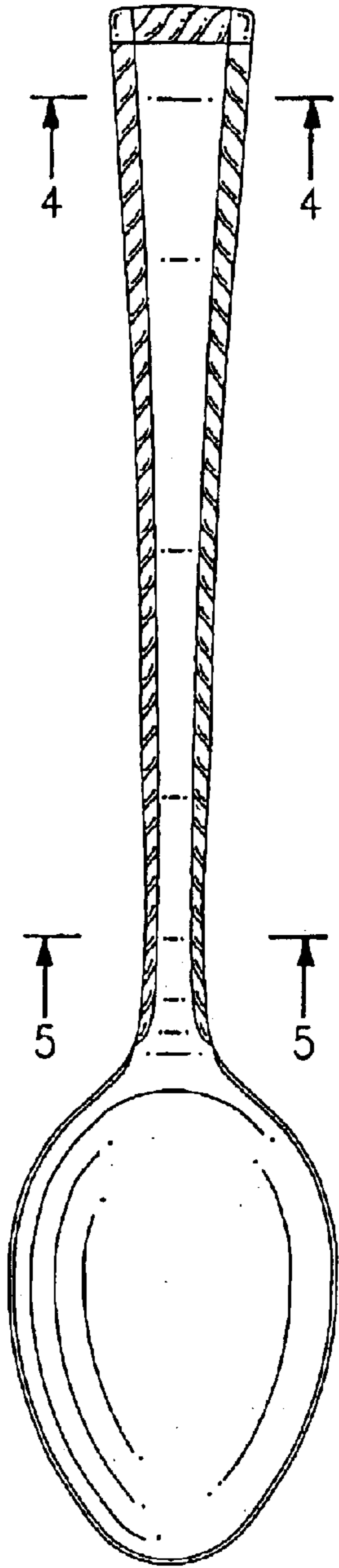


FIG. 1

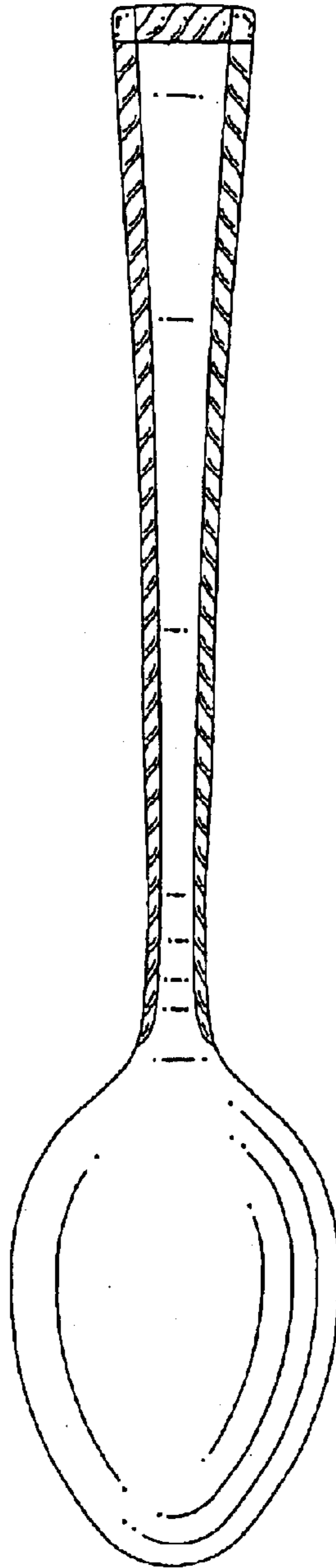


FIG. 2

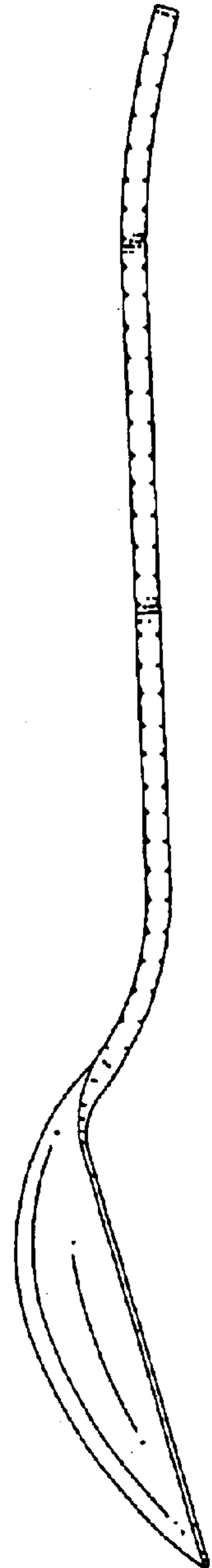


FIG. 3



FIG. 4



FIG. 5