



US00D489927S

(12) **United States Design Patent**
Hoernig

(10) **Patent No.:** **US D489,927 S**

(45) **Date of Patent:** **** May 18, 2004**

(54) **SHELF**

D477,489 S * 7/2003 Hoernig D6/574
D477,732 S * 7/2003 Hoernig D6/527

(75) Inventor: **Victor Hoernig**, Lowell, IN (US)

* cited by examiner

(73) Assignee: **Bath Unlimited, Inc.**, Fort Mill, SC (US)

Primary Examiner—Brian N. Vinson
(74) *Attorney, Agent, or Firm*—Edgar A. Zarins; Lloyd D. Doigan

(**) Term: **14 Years**

(21) Appl. No.: **29/183,964**

(57) **CLAIM**

(22) Filed: **Jun. 19, 2003**

The ornamental design for a shelf, as shown and described.

(51) **LOC (7) Cl.** **06-04**

DESCRIPTION

(52) **U.S. Cl.** **D6/574**

FIG. 1 is a perspective view of a shelf showing my new design;

(58) **Field of Search** D6/574, 553, 567, D6/572; 108/28-29; 248/235, 309.1; 211/13.1, 42, 71.01, 82.01, 88.01, 88.03, 90.01, 90.03, 126.1, 133.5, 133.6, 134, 153, 182

FIG. 2 is a right end view thereof, the opposite end being a mirror image of the end shown;

FIG. 3 is a front elevational view thereof;

FIG. 4 is a top plan view thereof; and,


FIG. 5 is a bottom plan view thereof.

(56) **References Cited**

U.S. PATENT DOCUMENTS

D476,841 S * 7/2003 Hoernig D6/574

1 Claim, 1 Drawing Sheet



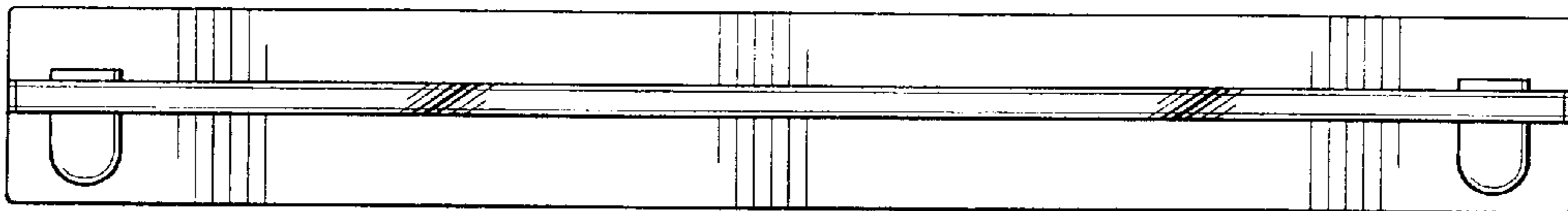
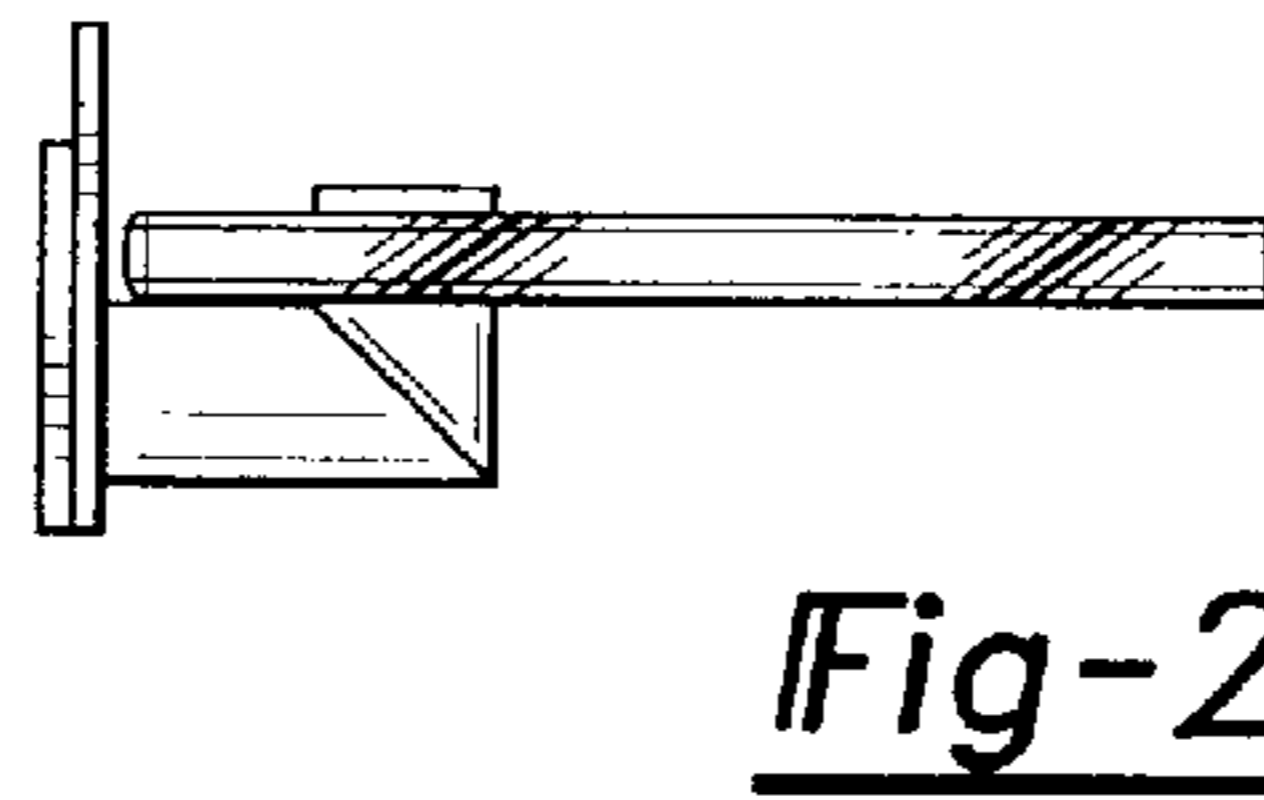
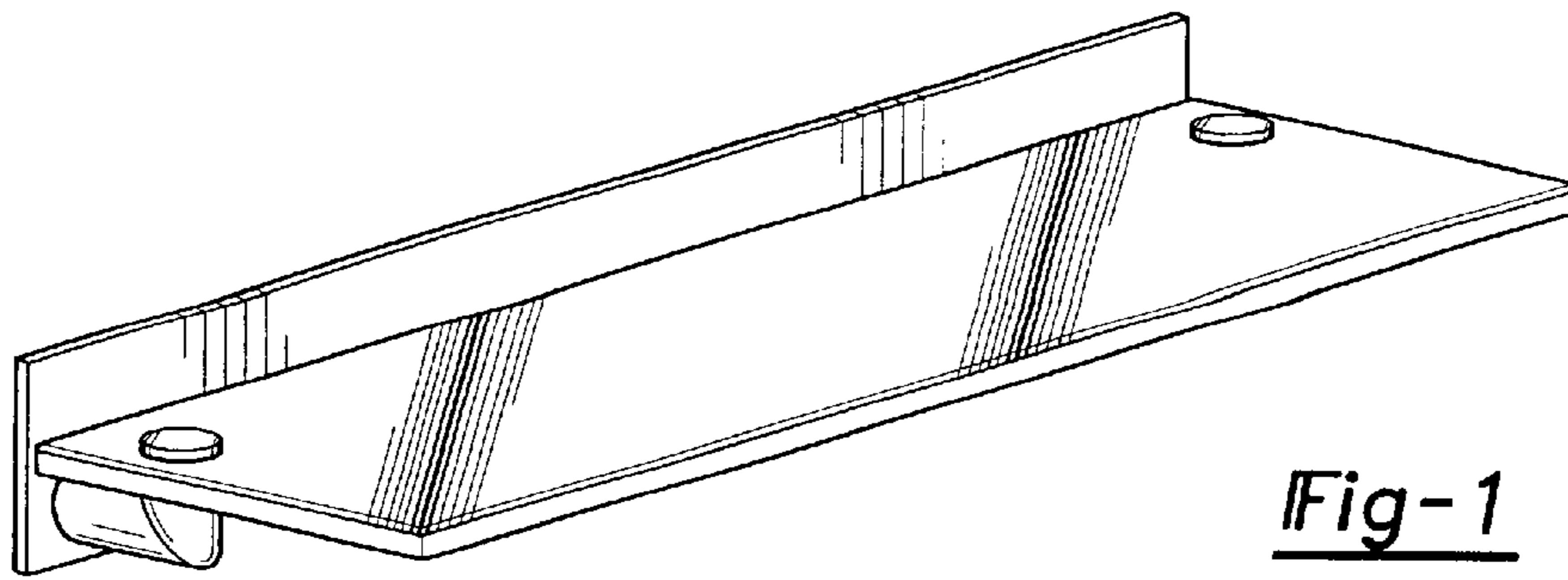


Fig-3

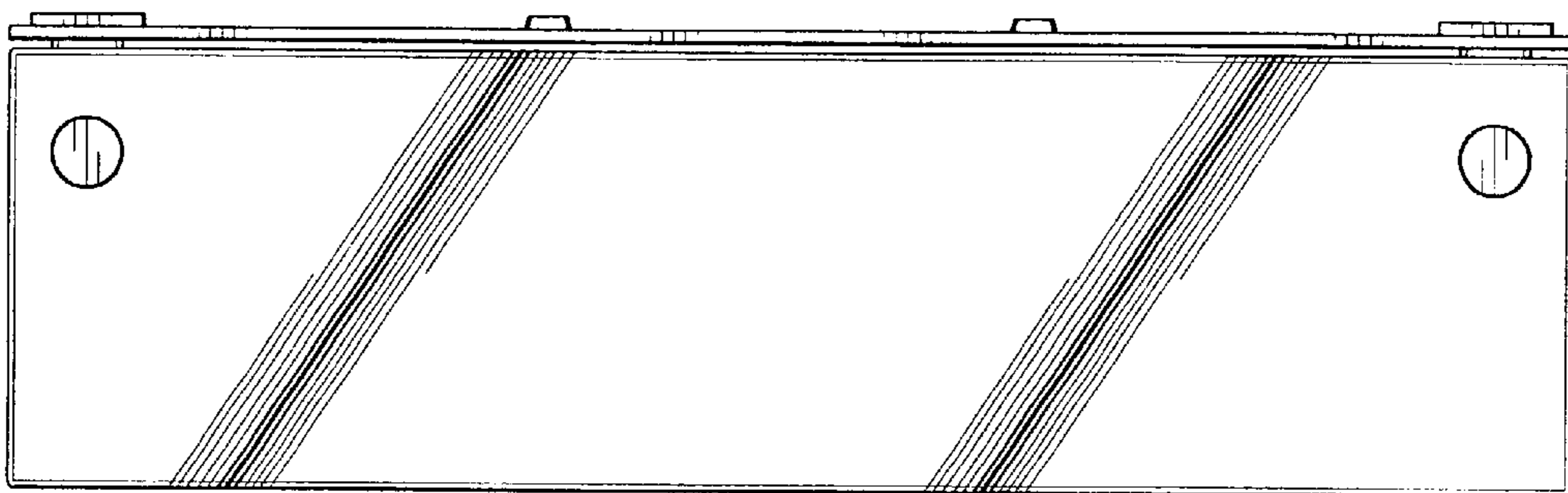


Fig-4




Fig-5