



US00D489926S

(12) **United States Design Patent**
Lemmeyer

(10) **Patent No.:** **US D489,926 S**

(45) **Date of Patent:** **** May 18, 2004**

(54) **TABLE TOP**

(75) **Inventor:** **Gary R. Lemmeyer**, Brecksville, OH (US)

(73) **Assignee:** **Cosco Management, Inc.**, Wilmington, DE (US)

(**) **Term:** **14 Years**

(21) **Appl. No.:** **29/182,055**

(22) **Filed:** **May 19, 2003**

(51) **LOC (7) Cl.** **06-06**

(52) **U.S. Cl.** **D6/511**

(58) **Field of Search** D6/480-489, 429-430, D6/509-511; 108/153.1, 155, 156, 161, 36, 126, 169, 65, 69, 70, 77, 27; 312/140.1, 140.2, 140.3

4,415,199 A	11/1983	Wright	
D286,593 S	* 11/1986	Yosimoto D6/440
4,653,804 A	3/1987	Yoo et al.	
4,658,735 A	4/1987	Holton	
4,700,987 A	10/1987	Sraka et al.	
4,826,244 A	5/1989	Choi	
4,841,877 A	6/1989	Virtue	
5,009,170 A	4/1991	Spehar	
5,012,553 A	5/1991	Hardigg et al.	
5,284,100 A	2/1994	Thorn	
5,357,872 A	10/1994	Wilmore	
5,390,610 A	2/1995	Gutgsell	
5,394,808 A	3/1995	Dutro et al.	
5,421,272 A	6/1995	Wilmore	
5,443,020 A	8/1995	Price	
5,461,989 A	10/1995	Grandclement et al.	
5,501,157 A	3/1996	Westerburgen	
5,540,158 A	7/1996	Ford	
5,623,882 A	4/1997	Price	
5,694,865 A	12/1997	Raab	

(List continued on next page.)

(56) **References Cited**

U.S. PATENT DOCUMENTS

1,257,843 A	2/1918	Gonyea	
2,115,323 A	4/1938	Wuest	
2,223,193 A	11/1940	Tafel	
D144,872 S	* 5/1946	Rhodes D6/484
2,542,394 A	2/1951	Cohen et al.	
2,642,326 A	* 6/1953	Taylor 108/27
2,680,662 A	6/1954	Adler	
2,693,258 A	11/1954	Fliesch	
2,697,018 A	12/1954	Georgides	
2,715,558 A	8/1955	Bell	
2,725,094 A	* 11/1955	Goldblatt et al. 297/138
2,730,418 A	1/1956	Blink	
2,747,957 A	5/1956	Lencioni	
2,871,076 A	1/1959	Mell	
2,903,313 A	9/1959	Block	
2,921,825 A	1/1960	Spiegel	
2,987,149 A	6/1961	Finkelstein	
3,143,982 A	8/1964	Blink et al.	
3,368,504 A	2/1968	Cohen	
3,416,468 A	12/1968	Peterson et al.	
3,661,100 A	5/1972	Tennant	
3,777,675 A	12/1973	Hanusiak	
4,111,482 A	9/1978	Jones	

Primary Examiner—Janice Seeger

(74) *Attorney, Agent, or Firm*—Barnes & Thornburg

(57) **CLAIM**

The ornamental design for a table top, as shown and described.

DESCRIPTION

FIG. 1 is a perspective view of a table top in accordance with my new design, with portions of a table forming the environment of the table top and being illustrated in broken lines, which broken lines are for illustrative purposes only and form no part of the claimed design;

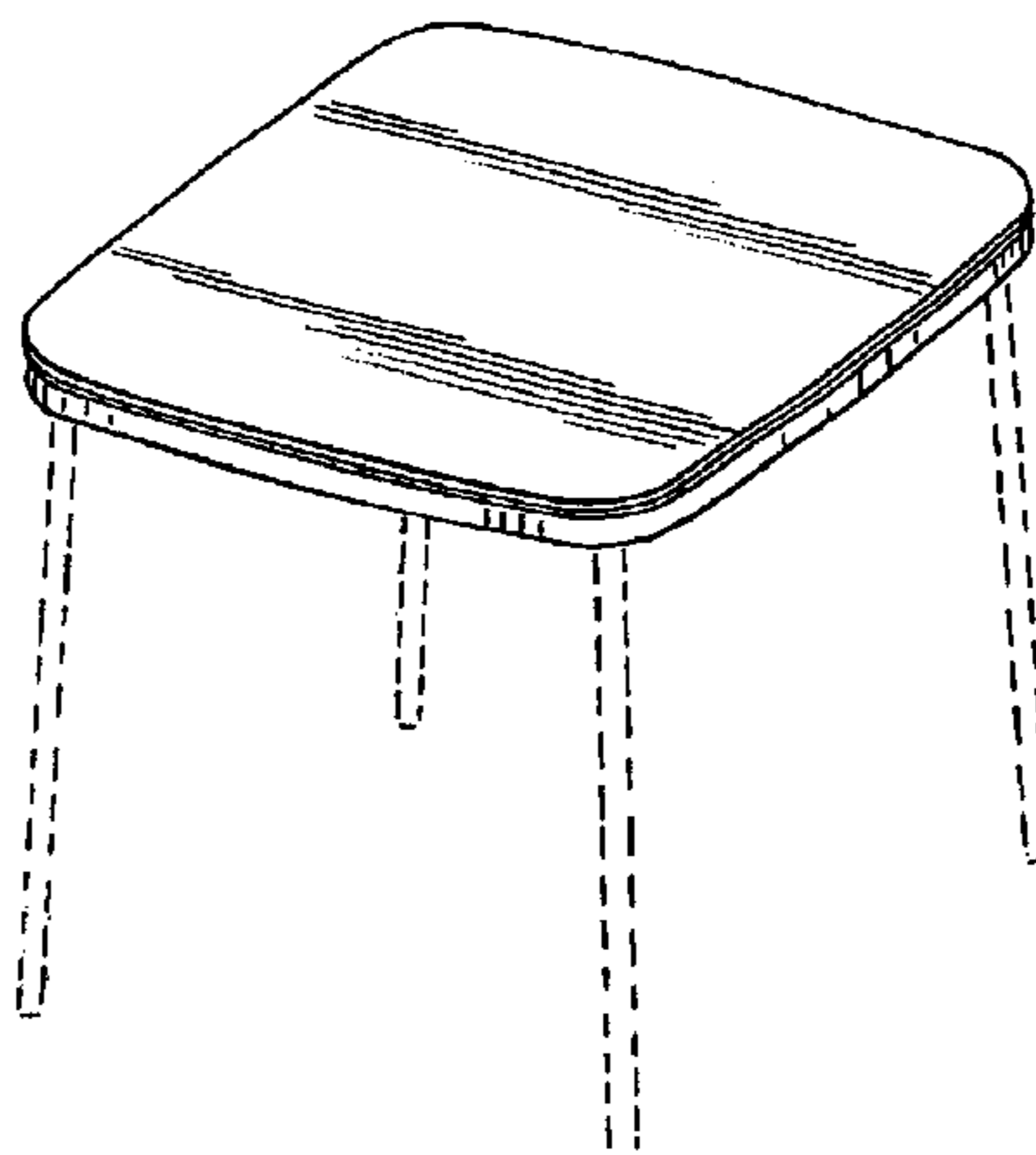
FIG. 2 is a front elevational view of the table top shown in FIG. 1, the rear elevational view of the table top being the same as the front elevational view;

FIG. 3 is a left-side elevational view thereof, the right-side elevational view of the table top being the same as the left-side elevational view;

FIG. 4 is a top plan view thereof; and,

FIG. 5 is a bottom view thereof.

1 Claim, 2 Drawing Sheets



US D489,926 S

Page 2

U.S. PATENT DOCUMENTS

5,732,637 A	3/1998	Raab	6,050,202 A	4/2000	Thompson	
5,868,081 A	2/1999	Raab	6,058,853 A	5/2000	Pinch	
5,921,623 A	7/1999	Nye et al.	6,058,854 A	5/2000	Tarnay et al.	
5,947,037 A	9/1999	Hornberger et al.	6,112,674 A	9/2000	Stanford	
5,957,061 A	9/1999	Chang	D479,778 S	*	9/2003	Haney et al. D6/511
6,032,585 A	3/2000	Pinch	D483,970 S	*	12/2003	Lin D6/511

* cited by examiner

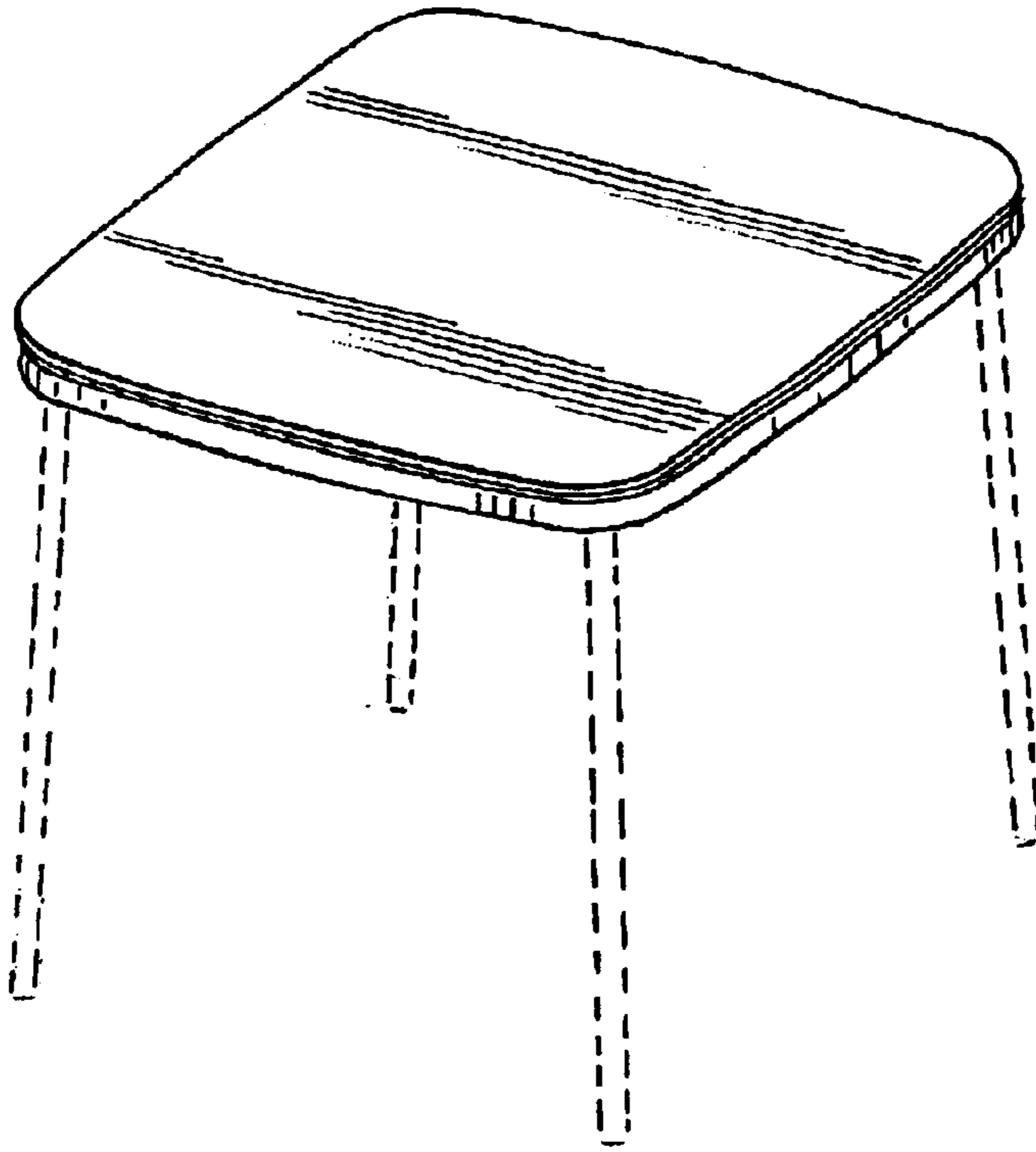


FIG. 1

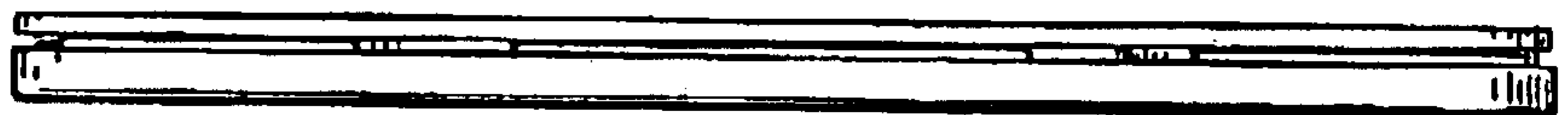


FIG. 2




FIG. 3

FIG. 4

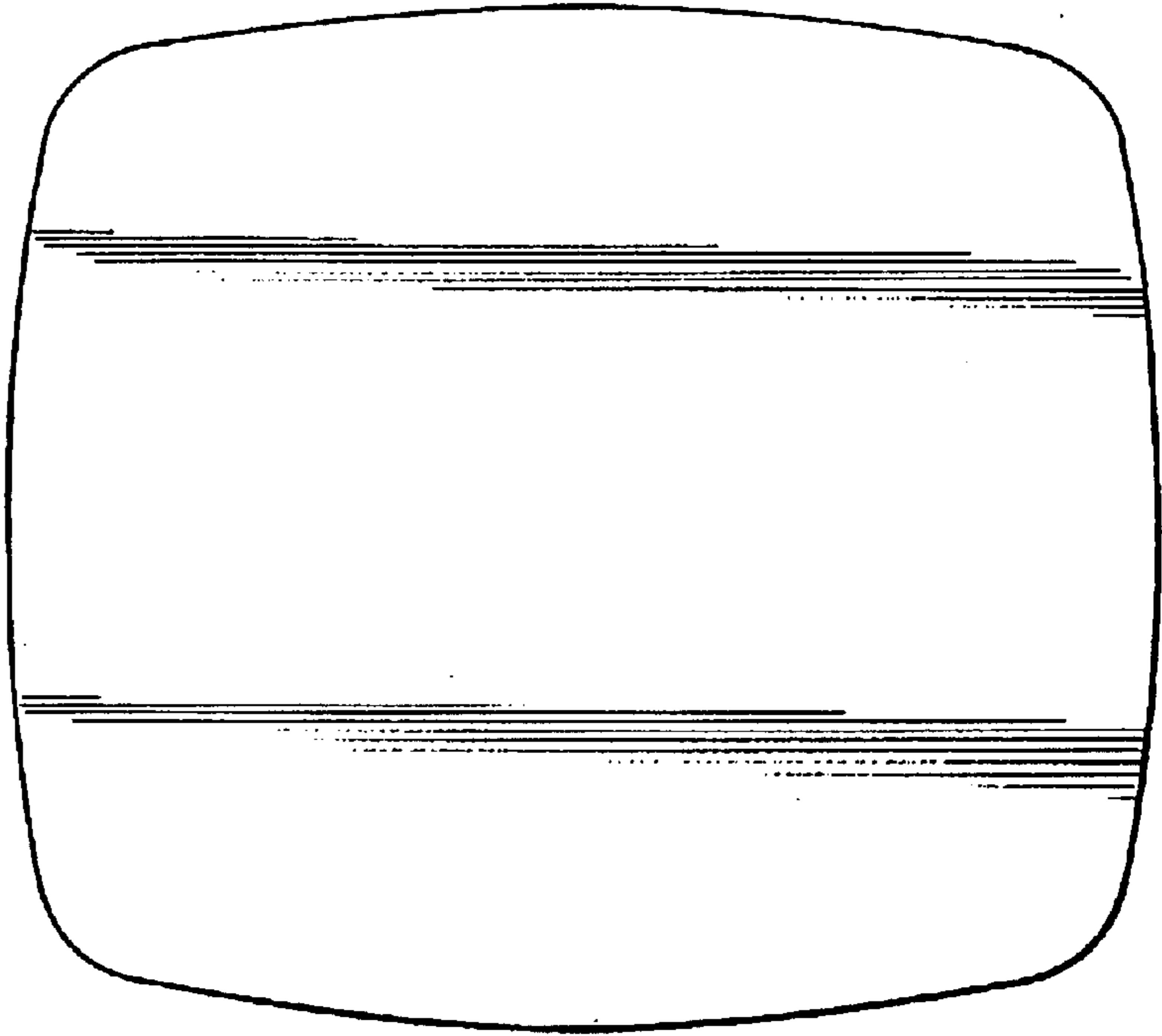


FIG. 5

