



US00D489923S

(12) **United States Design Patent**
Li

(10) **Patent No.:** **US D489,923 S**

(45) **Date of Patent:** **** May 18, 2004**

(54) **SEATBACK FRAME**

(75) Inventor: **Jun Li**, Summerfield, NC (US)

(73) Assignee: **Hanamint Corporation, Inc.**,
Greensboro, NC (US)

(**) Term: **14 Years**

(21) Appl. No.: **29/176,033**

(22) Filed: **Feb. 14, 2003**

(51) **LOC (7) Cl.** **06-01**

(52) **U.S. Cl.** **D6/502**; D6/376

(58) **Field of Search** D6/334, 374, 376,
D6/379, 380, 500, 501, 502; 297/445.1,
446.1

(56) **References Cited**

U.S. PATENT DOCUMENTS

D111,952 S	*	11/1938	Bond, Jr.	D6/502
D284,239 S	*	6/1986	Albanese	D6/380
D416,396 S	*	11/1999	Niemiec	D6/370
D445,585 S	*	7/2001	O'Hare et al.	D6/379
D452,084 S	*	12/2001	O'Hare et al.	D6/379
D453,426 S	*	2/2002	Juhasz	D6/379
D463,177 S	*	9/2002	Li	D6/502

OTHER PUBLICATIONS

Paoli Office Furniture, p. 40, chair #371-1 at top left.*
1592 Arm Chair, 2492 Swivel Rocker, 2592 Swivel Bar
Stool, 1992 Double Glider and 2392 Chaise Lounge, Green-
brier Collection brochure, Hanamint Corporation, Inc., pp.
32-33, 2002.

1581 Dining Chair, 2481 Swivel Rocker, 1981 Double
Glider, 2581 Swivel Bar Stool and 2381 Chaise Lounge,
Biltmore Collection brochure, Hanamint Corporation, Inc.,
pp. 4-5, 2001.

* cited by examiner

Primary Examiner—Gary D. Watson

(74) *Attorney, Agent, or Firm*—Womble Carlyle Sandridge
& Rice, PLLC

(57) **CLAIM**

The ornamental design for a seatback frame, as shown and
described.

DESCRIPTION

FIG. 1 is a left front perspective view of a seatback frame
showing my new design;

FIG. 2 is a side elevational view, the opposite side being a
mirror image thereof;

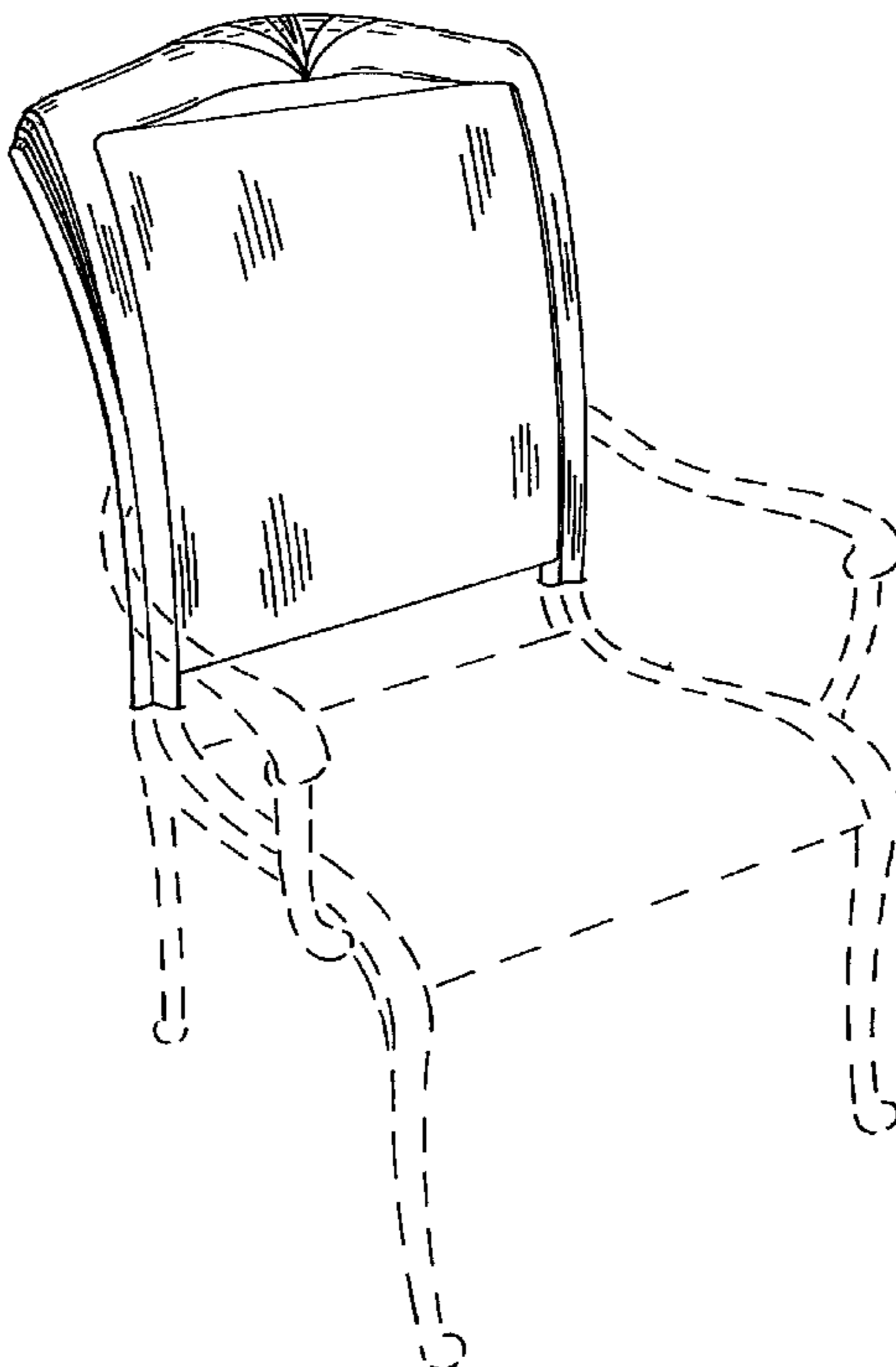
FIG. 3 is a front elevational view thereof;

FIG. 4 is an top view thereof; and,

FIG. 5 is a left front perspective view of my design, shown
in a representative position with environmental elements.

The views of the seatback frame not shown form no part of
the claimed design. The dashed lines in FIG. 5 represent
environmental elements only and form no part of the
claimed design.

1 Claim, 2 Drawing Sheets



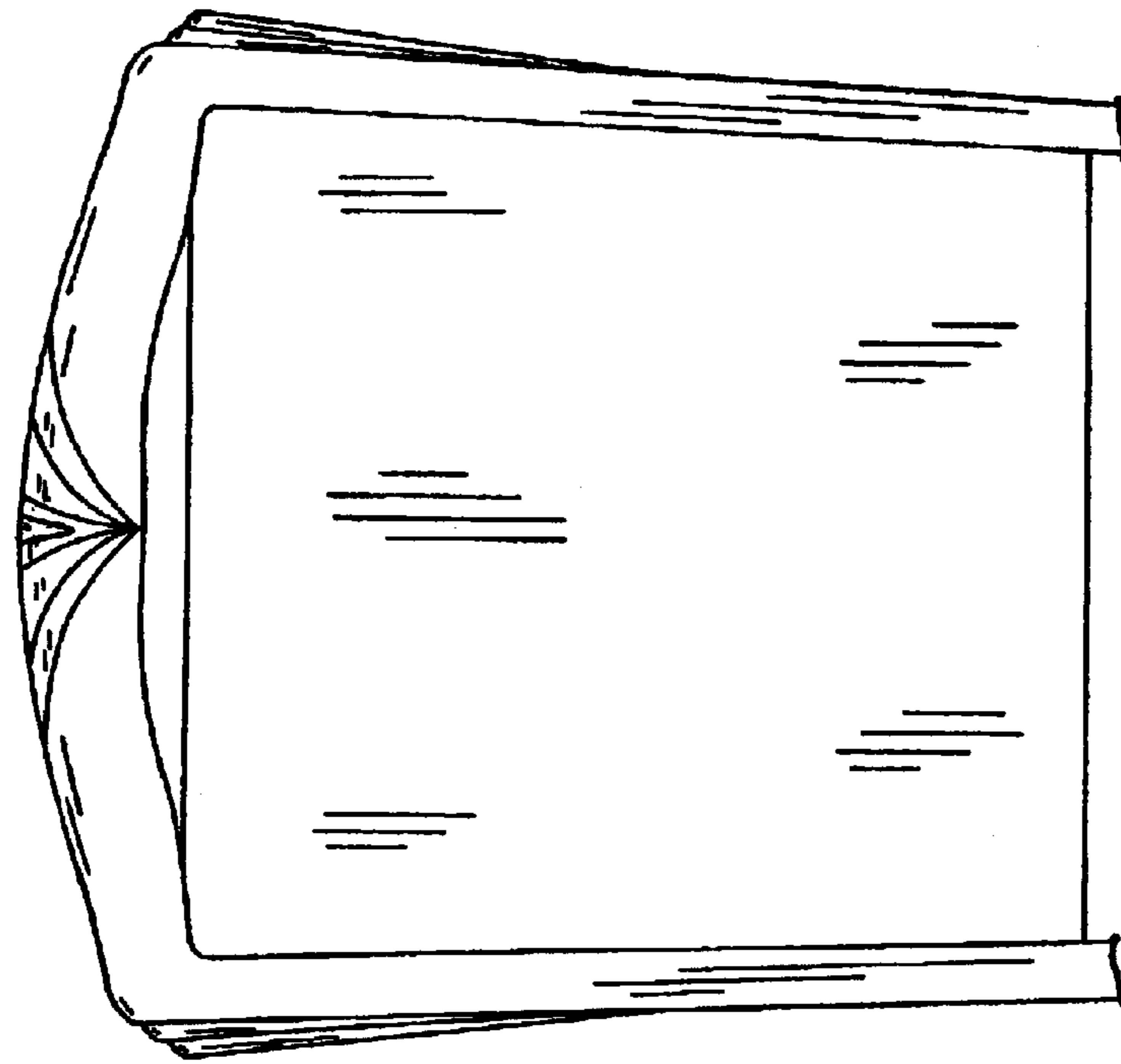


FIG. 1




FIG. 2




FIG. 3

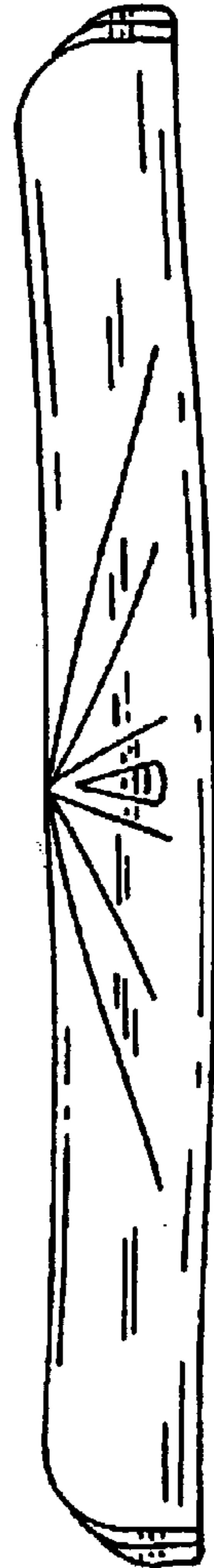


FIG. 4

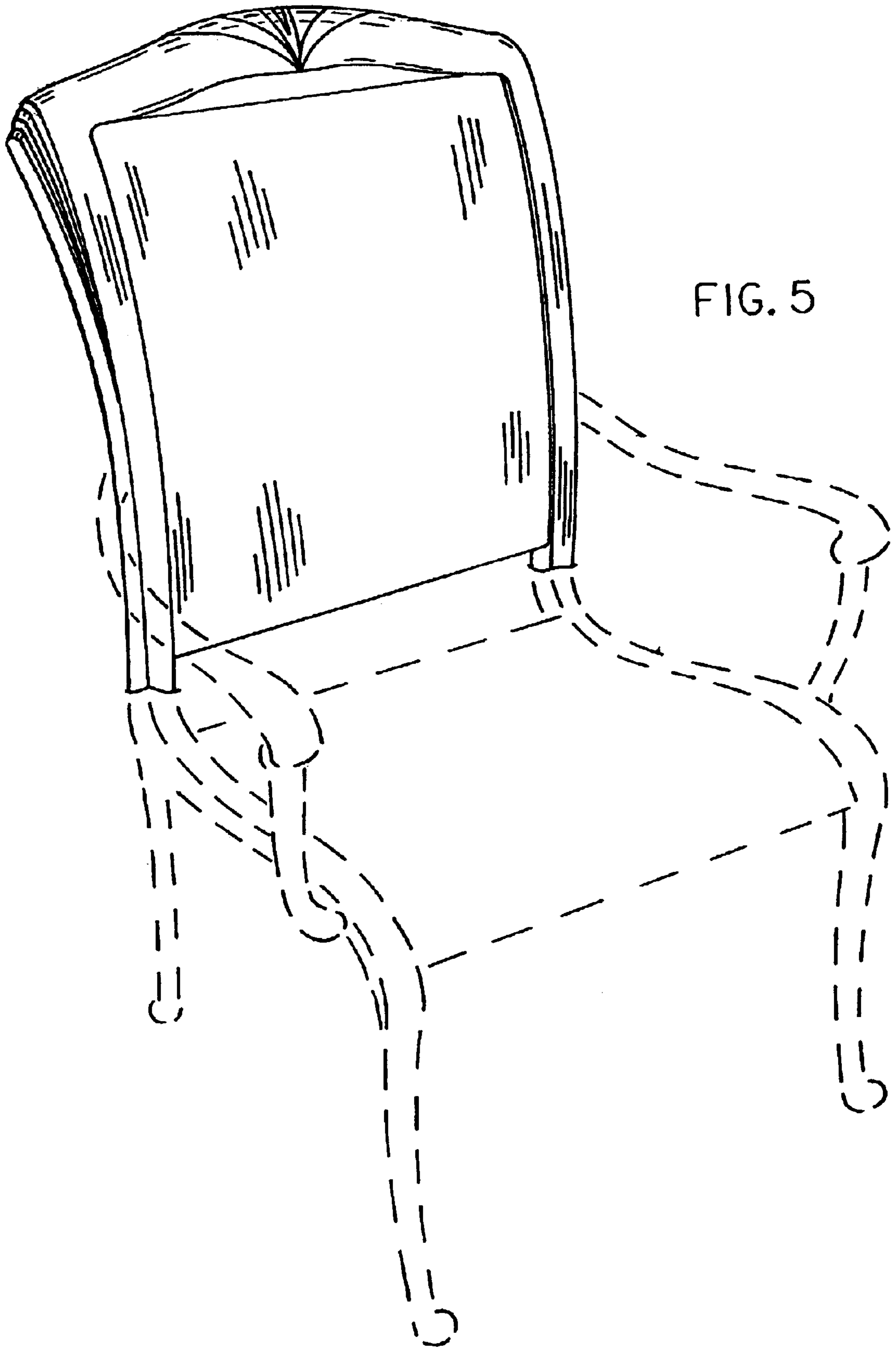


FIG. 5