



US00D489921S

(12) **United States Design Patent**
Wanek et al.

(10) **Patent No.:** **US D489,921 S**
(45) **Date of Patent:** **** May 18, 2004**

(54) **DRESSER**

D469,627 S 2/2003 Stanton

(75) Inventors: **Ronald G. Wanek**, Arcadia, WI (US);
Randy D. Domack, Trempealeau, WI (US)

(73) Assignee: **Ashley Furniture Industries, Inc.**,
Arcadia, WI (US)

(**) Term: **14 Years**

(21) Appl. No.: **29/177,770**

(22) Filed: **Mar. 14, 2003**

(51) **LOC (7) Cl.** **06-04**

(52) **U.S. Cl.** **D6/441; D6/446**

(58) **Field of Search** D6/432-448, 470;
312/237, 278, 279, 204, 205, 224

(56) **References Cited**

U.S. PATENT DOCUMENTS

- 603,147 A * 4/1898 Lordly 312/265.5
- D133,694 S * 9/1942 Buckner D6/441
- D148,199 S 12/1947 Tomlinson et al.
- D264,530 S * 5/1982 Aulbert et al. D6/446
- D299,296 S 1/1989 Lafko
- D374,570 S 10/1996 Keller et al.
- D384,521 S 10/1997 Bergelin
- D387,925 S 12/1997 Keller et al.
- D404,223 S 1/1999 Bargagli-Stoffi
- D419,796 S 2/2000 O'Hare
- D437,150 S 2/2001 Cain
- D441,569 S 5/2001 Vaaler
- D450,202 S 11/2001 McDaniel et al.
- D450,203 S 11/2001 Vaaler
- D450,475 S 11/2001 Vaaler
- D450,476 S 11/2001 Vaaler
- D455,286 S 4/2002 O'Hare et al.
- D459,615 S 7/2002 Stanton
- D465,104 S * 11/2002 Cain D6/441

OTHER PUBLICATIONS

Furniture Today, Stanley dresser, p. 84 Apr. 12, 1999.*
 Thomasville, Summer Cottage dresser, p. 4, 2000.*
 Century Furniture Industries, Inc., www.centuryfurniture.com, Nov. 22, 2002.
 Century Furniture Industries, Inc., "Matilda Bay—Adelaide Master Chest", www.centuryfurniture.com, Nov. 22, 2002.
 Century Furniture Industries, Inc., "Matilda Bay—Coral Bay Dresser", www.centuryfurniture.com, Jan. 10, 2003.
 Hendredon, "Grand Provenance—Mirror, Dresser", www.hendredon.com, Jan. 10, 2003.

* cited by examiner

Primary Examiner—Cathron C. Brooks

(74) *Attorney, Agent, or Firm*—Patterson, Thunte, Skaar & Christensen, P.A.

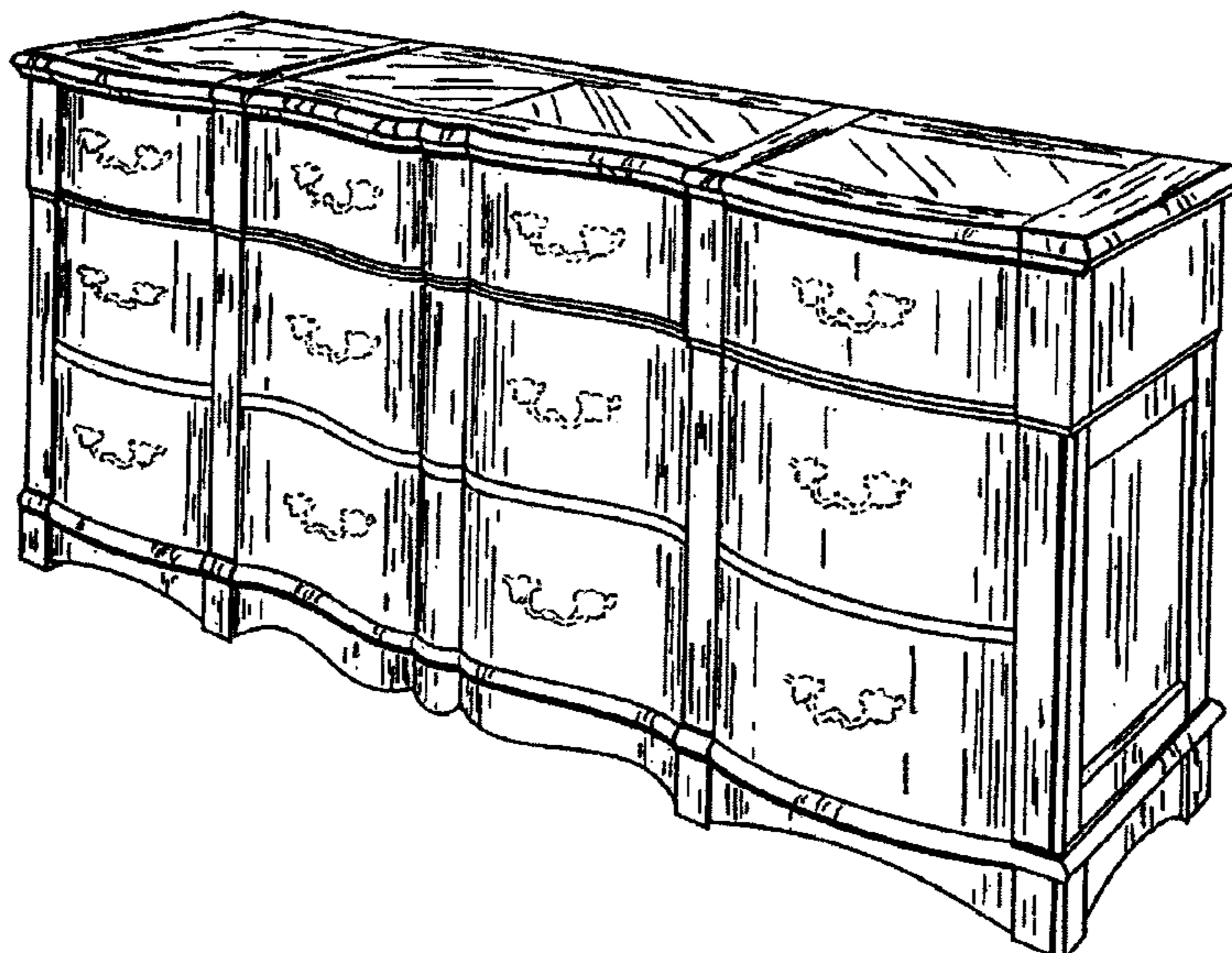
(57) **CLAIM**

We claim the ornamental design for a dresser, as shown and described.

DESCRIPTION

FIG. 1 is a right front perspective view of a dresser showing the design of the present invention.
 FIG. 2 is a top view of a dresser showing the design of the present invention.
 FIG. 3 is a front elevation view of a dresser showing the design of the present invention; and,
 FIG. 4 is a right side elevation view of a dresser showing the design of the present invention.
 The bottom and rear views of the dresser are not shown and form no part of the claimed design. The dashed lines represent environmental elements only and form no part of the claimed design.

1 Claim, 3 Drawing Sheets



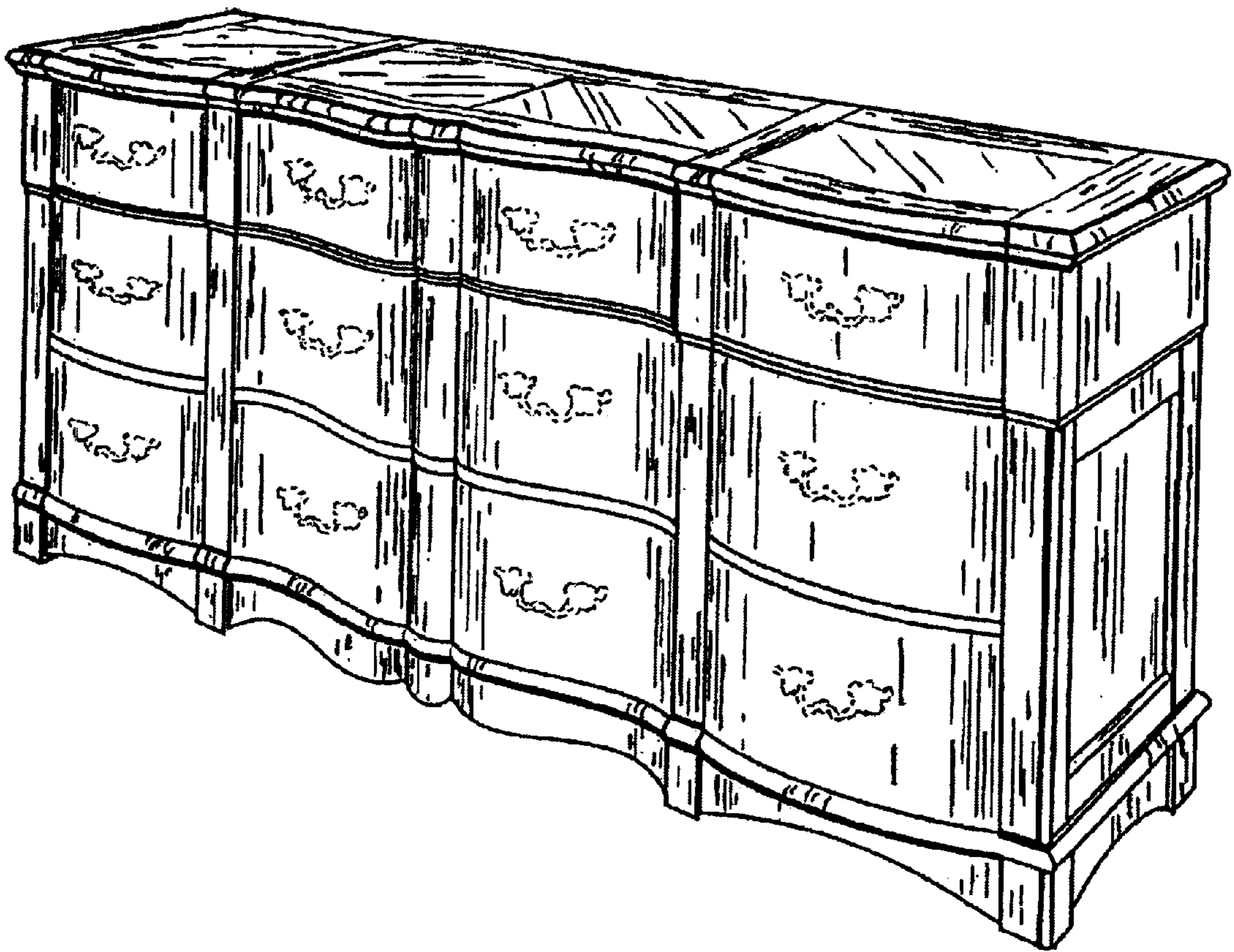


FIG. 1




FIG. 2

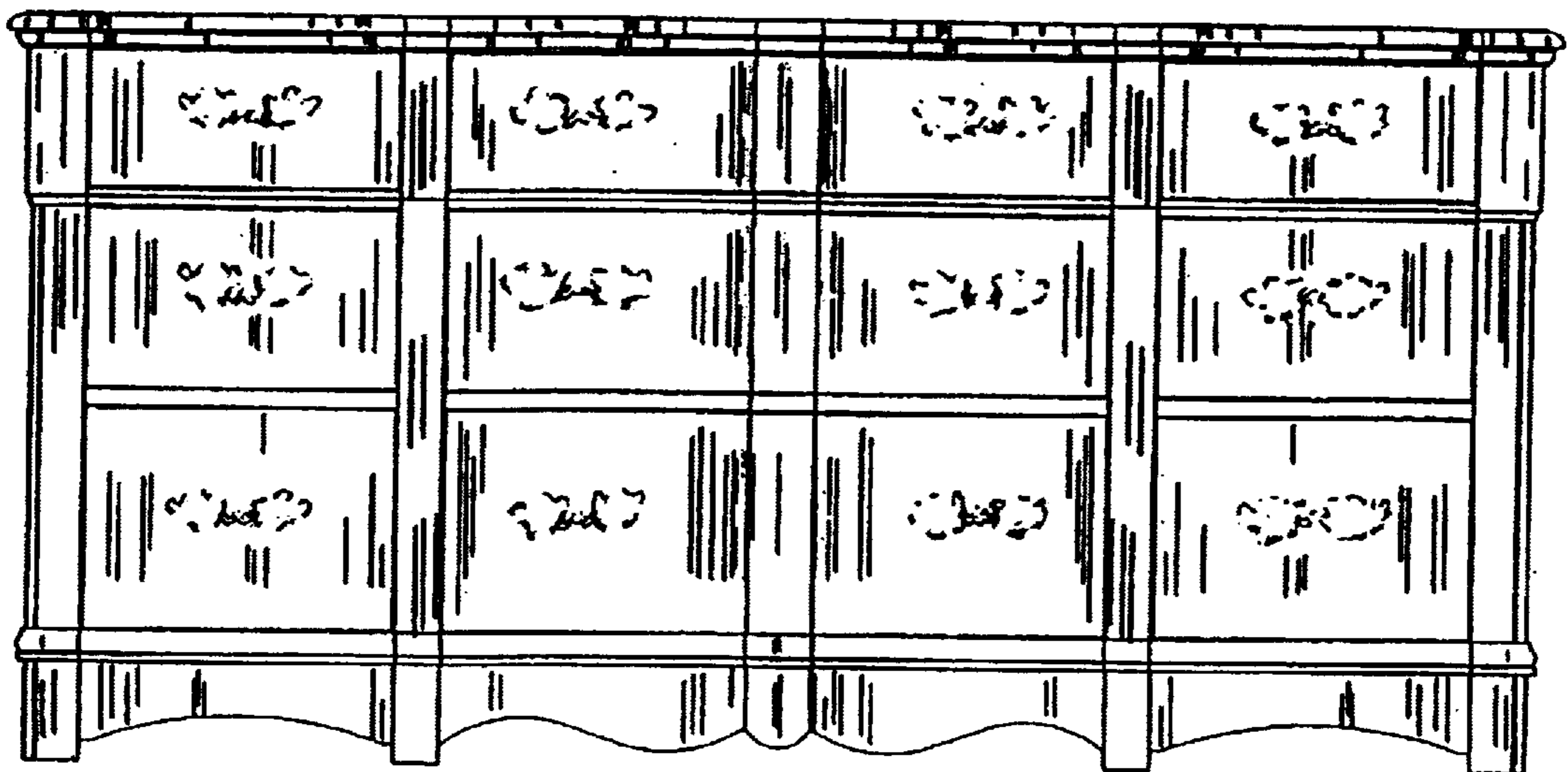


FIG. 3

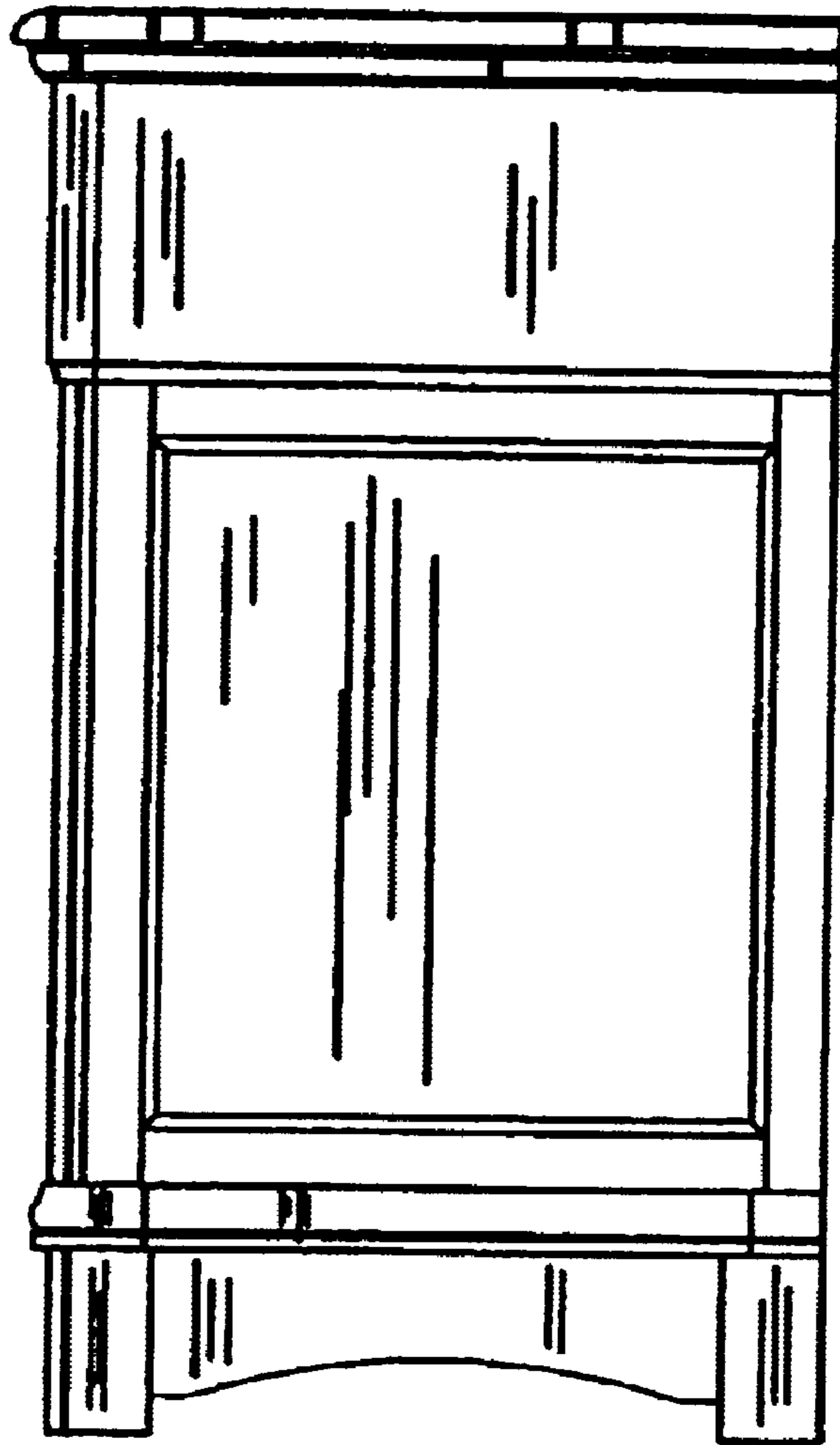


FIG. 4