



US00D489902S

(12) **United States Design Patent**
Nykoluk

(10) **Patent No.:** **US D489,902 S**

(45) **Date of Patent:** **** May 18, 2004**

(54) **TOWING PULL HANDLE FOR A BAGGAGE**

(75) **Inventor:** **Cory O. Nykoluk, St. Louis, MO (US)**

(73) **Assignee:** **TRG Accessories, LLC, St. Louis, MO (US)**

(**) **Term:** **14 Years**

(21) **Appl. No.:** **29/143,810**

(22) **Filed:** **Jun. 20, 2001**

5,769,194 A	6/1998	Chang	
5,890,570 A *	4/1999	Sadow	190/115
5,901,822 A	5/1999	Tu	
5,908,093 A *	6/1999	Miyoshi	190/115
5,984,154 A	11/1999	Scicluna	
6,122,800 A *	9/2000	Cheng	16/429
6,179,176 B1	1/2001	Saggese et al.	
6,193,033 B1	2/2001	Sadow et al.	
6,279,706 B1	8/2001	Mao	
6,298,964 B1	10/2001	Sadow	
D451,779 S *	12/2001	du Sartel	D3/318
6,434,790 B1	8/2002	Chen	

Related U.S. Application Data

(63) Continuation-in-part of application No. 09/692,650, filed on Oct. 19, 2000, and a continuation-in-part of application No. 09/705,171, filed on Nov. 2, 2000.

(51) **LOC (7) Cl.** **03-99**

(52) **U.S. Cl.** **D3/318**

(58) **Field of Search** D3/318, 323, 276, D3/279, 282; 190/115, 118, 119, 18 A, 18 R, 39; 16/113.1, 421, 422, 429, 430, DIG. 38, DIG. 41; 224/153, 578

References Cited

U.S. PATENT DOCUMENTS

2,722,137 A *	11/1955	Russell	16/430
3,606,372 A	9/1971	Browning	
3,712,659 A *	1/1973	Kneissi	16/421
4,368,835 A	1/1983	Murphy	
4,538,709 A	9/1985	Williams et al.	
4,890,355 A *	1/1990	Schulten	16/421
D357,354 S *	4/1995	Marchwiak et al.	D3/276
5,464,080 A *	11/1995	Liang	190/18 A
5,564,538 A *	10/1996	Sadow	190/18 A
D387,198 S	12/1997	Lehmann et al.	
5,749,503 A	5/1998	Wulf et al.	

* cited by examiner

Primary Examiner—Prabhakar Deshmukh

(74) *Attorney, Agent, or Firm*—Lewis, Rice & Fingersh, LC

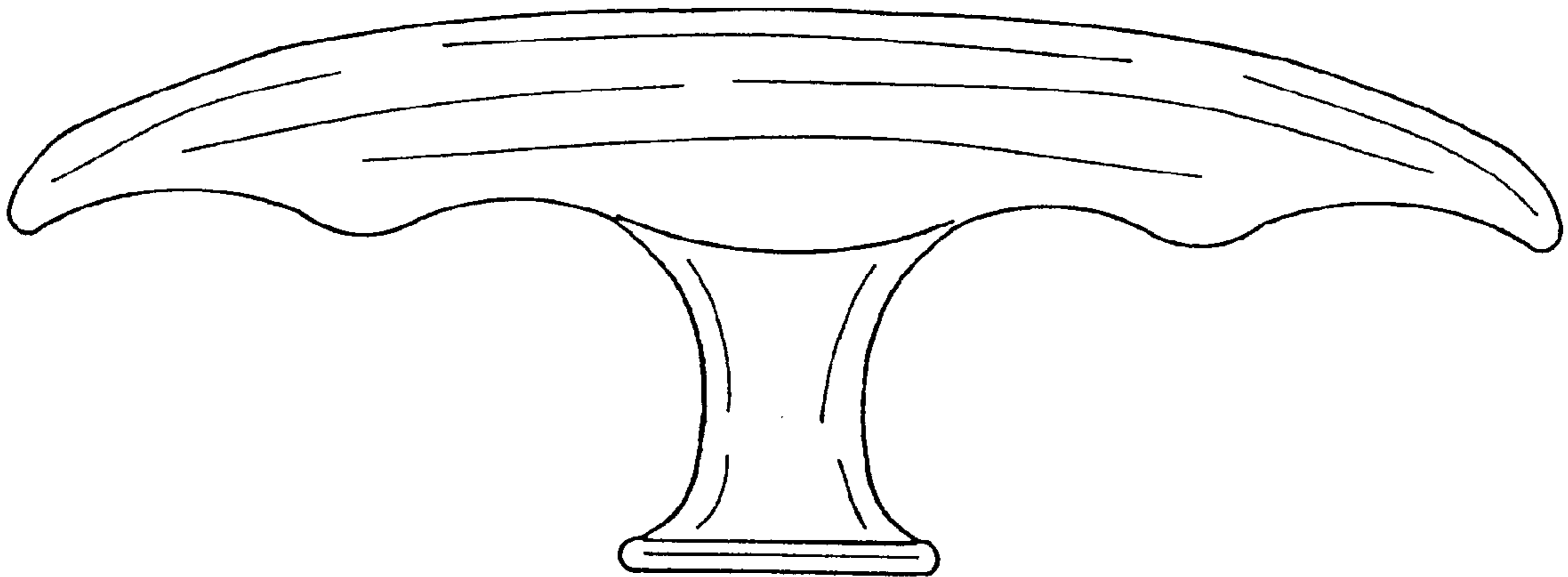
(57) **CLAIM**

The ornamental design for a towing pull handle for a baggage, as shown and described.

DESCRIPTION

FIG. 1 is a perspective view of a towing pull handle for a baggage showing my new design; FIG. 2 is a front view of the towing pull handle of FIG. 1, the rear view being a mirror image thereof; FIG. 3 is a top view of the towing pull handle of FIG. 1; FIG. 4 is a bottom view of the towing pull handle of FIG. 1; and, FIG. 5 is a right side view of the towing pull handle of FIG. 1, the left side view being a mirror image thereof. FIGS. 2–5 are drawn in an enlarged scale and the broken line showing of a baggage in FIG. 1 is for illustrative purposes only and forms no part of the claimed design.

1 Claim, 2 Drawing Sheets



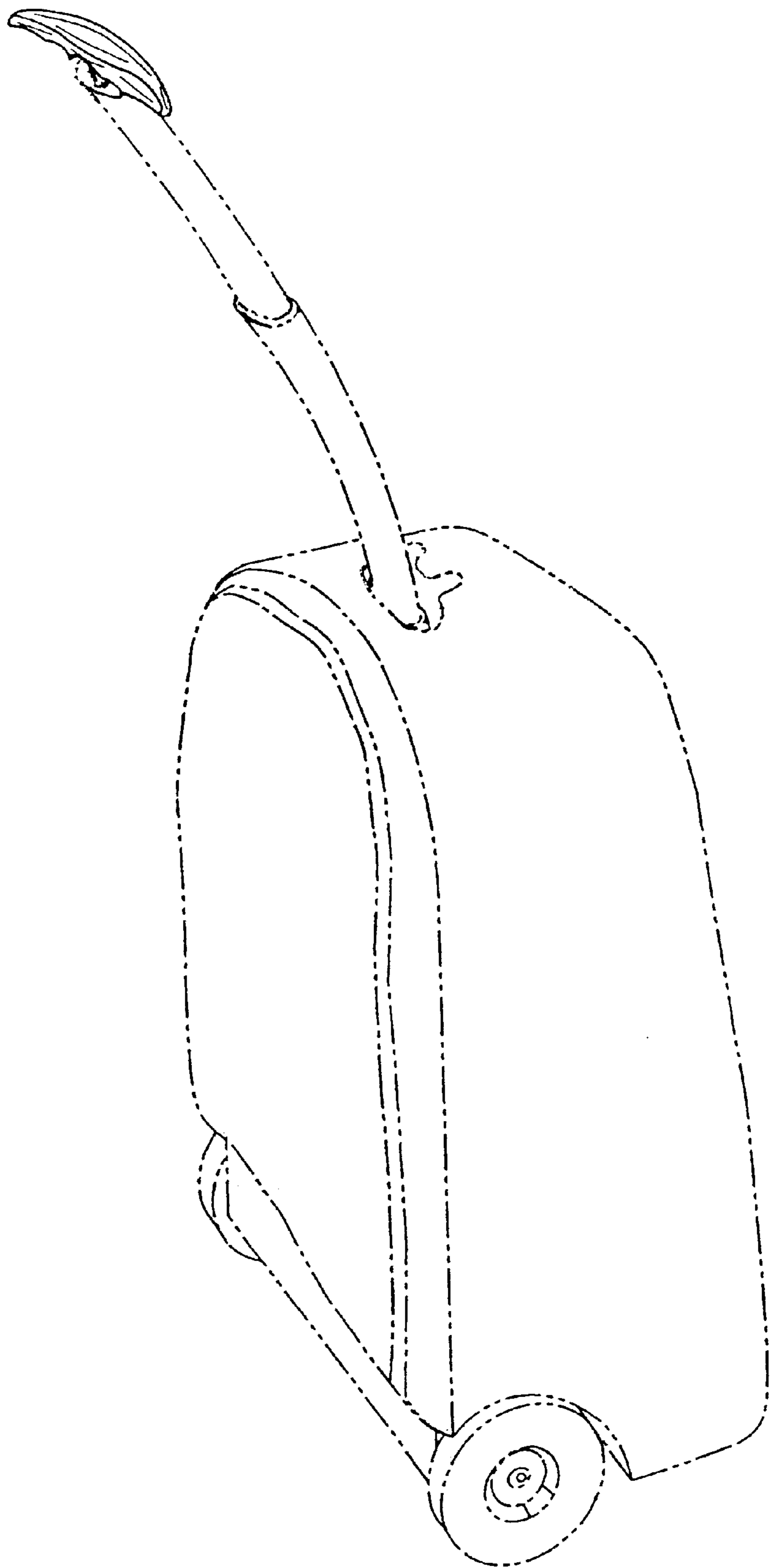


FIG. 1

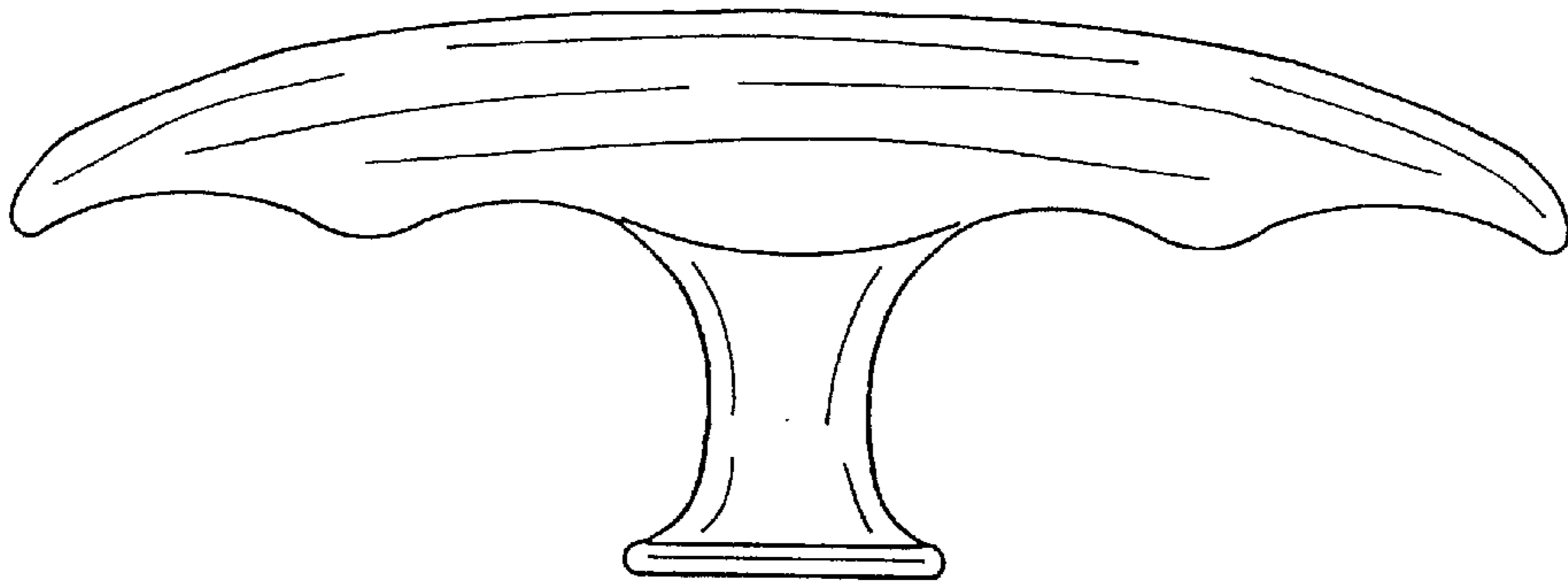


FIG. 2

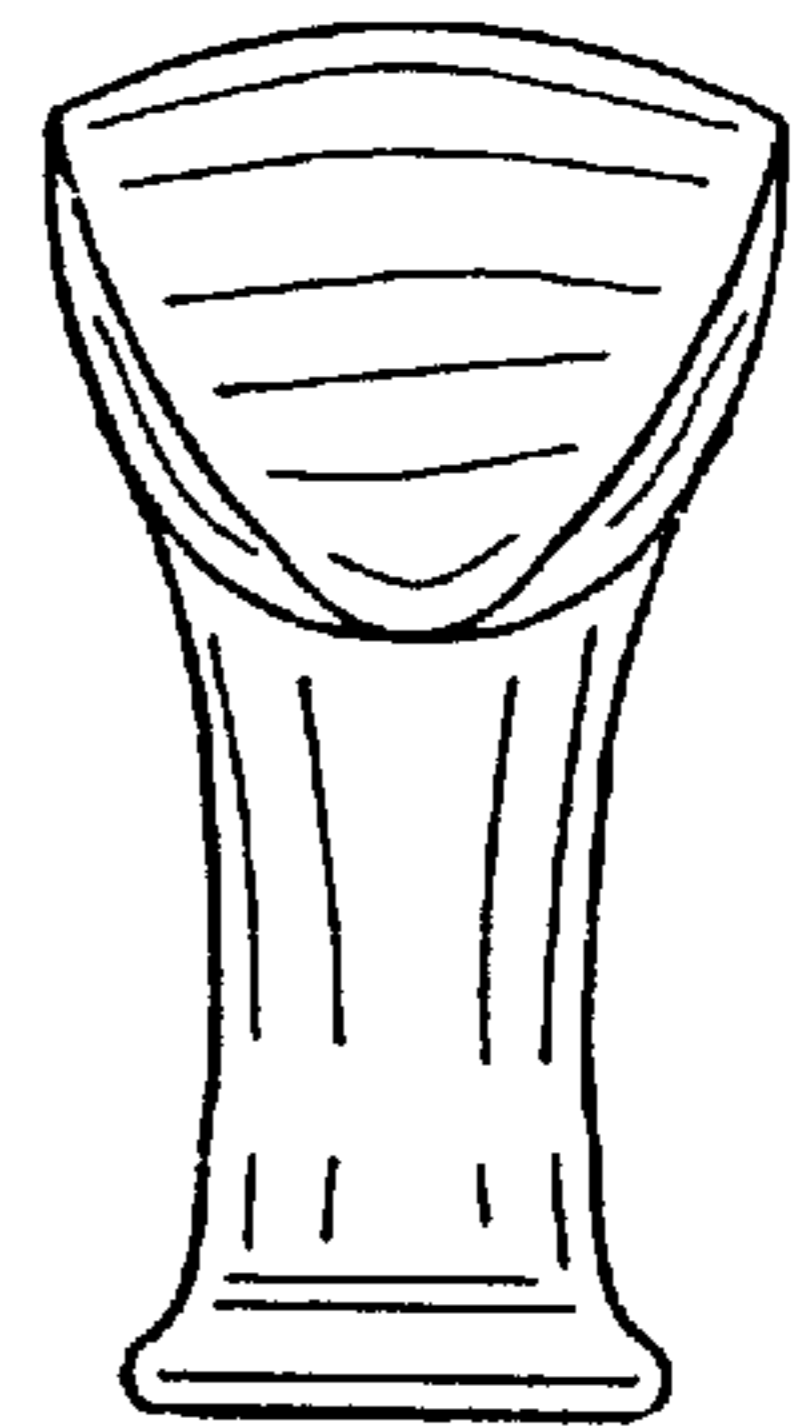


FIG 5

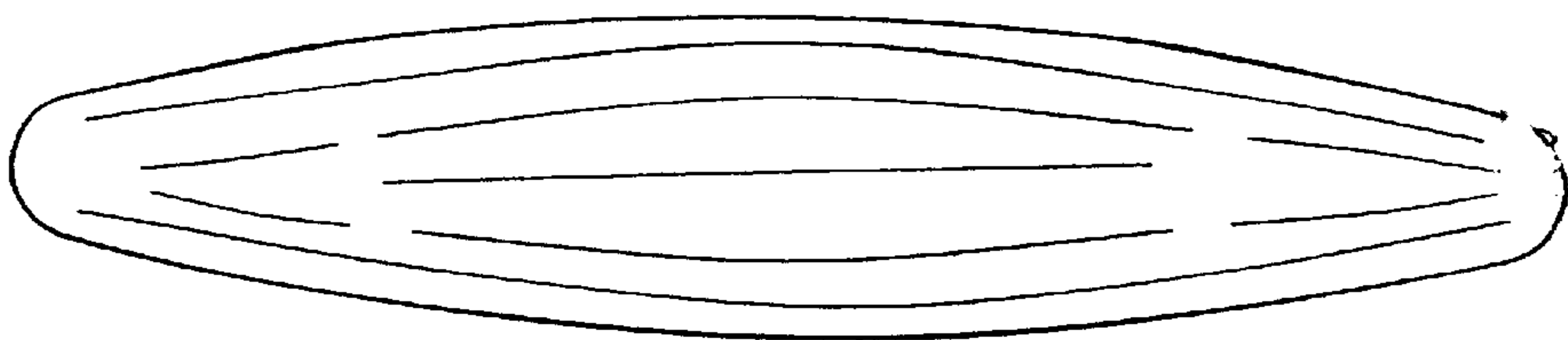


FIG. 3

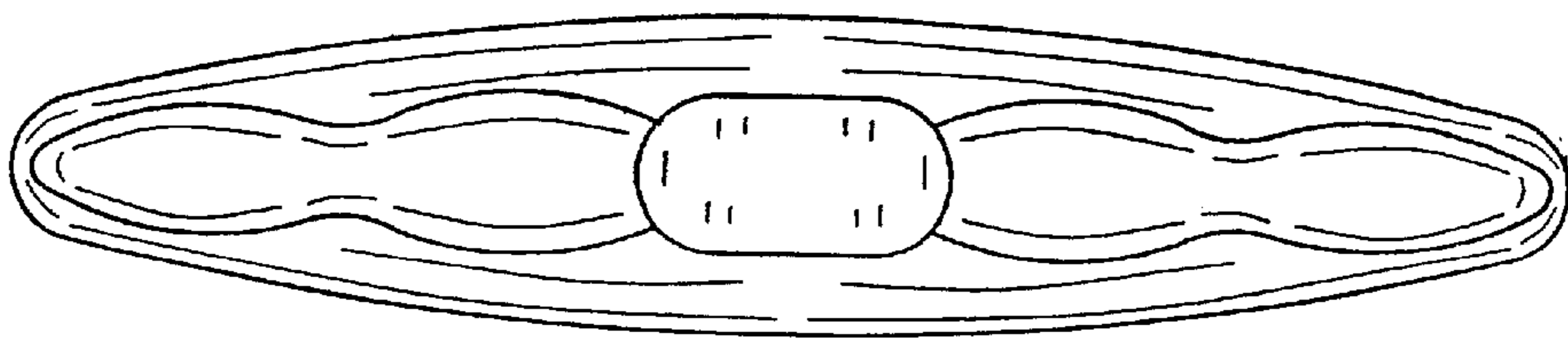


FIG. 4