



US00D489895S

(12) **United States Design Patent**
Guyon

(10) **Patent No.:** **US D489,895 S**

(45) **Date of Patent:** **** May 18, 2004**

(54) **HANDBAG**

D433,803 S * 11/2000 Haapala D3/303
D434,219 S * 11/2000 Haapala D3/245

(75) Inventor: **Isabelle Guyon**, Paris (FR)

* cited by examiner

(73) Assignee: **S.A.S. Jean Cassegrain**, Paris (FR)

Primary Examiner—Louis S. Zarfaz

(**) Term: **14 Years**

Assistant Examiner—Monica A. Weingart

(21) Appl. No.: **29/185,537**

(74) *Attorney, Agent, or Firm*—Gottlieb, Rackman & Reisman, P.C.

(22) Filed: **Jun. 27, 2003**

(57) **CLAIM**

(51) **LOC (7) Cl.** **03-01**

The ornamental design for a handbag, as shown and described.

(52) **U.S. Cl.** **D3/246**

DESCRIPTION

(58) **Field of Search** D3/232, 233, 240,
D3/241, 242, 243, 244, 245, 246, 303;
150/107, 108, 110, 111, 112, 115, 117;
190/109, 115, 900, 901, 902; 383/6, 40,
41, 66

FIG. 1 is a bottom plan view of my new design, with certain stitching and certain hardware shown in dashed line for illustrative purposes only and forming no part of the claimed design;

(56) **References Cited**

FIG. 2 is a front elevation view thereof;

U.S. PATENT DOCUMENTS

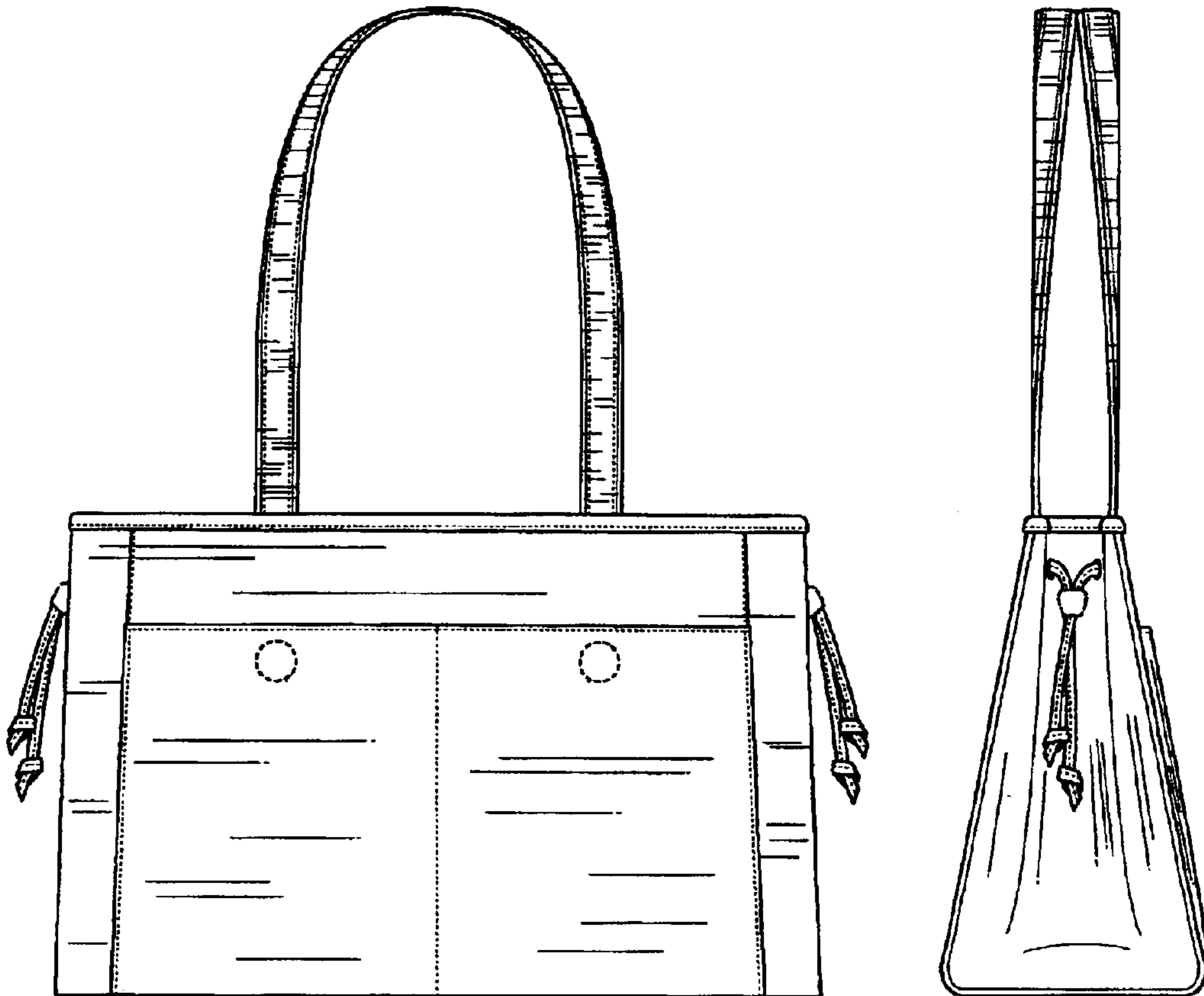
FIG. 3 is a right side elevation view thereof, the left side elevation view being a mirror image thereof;

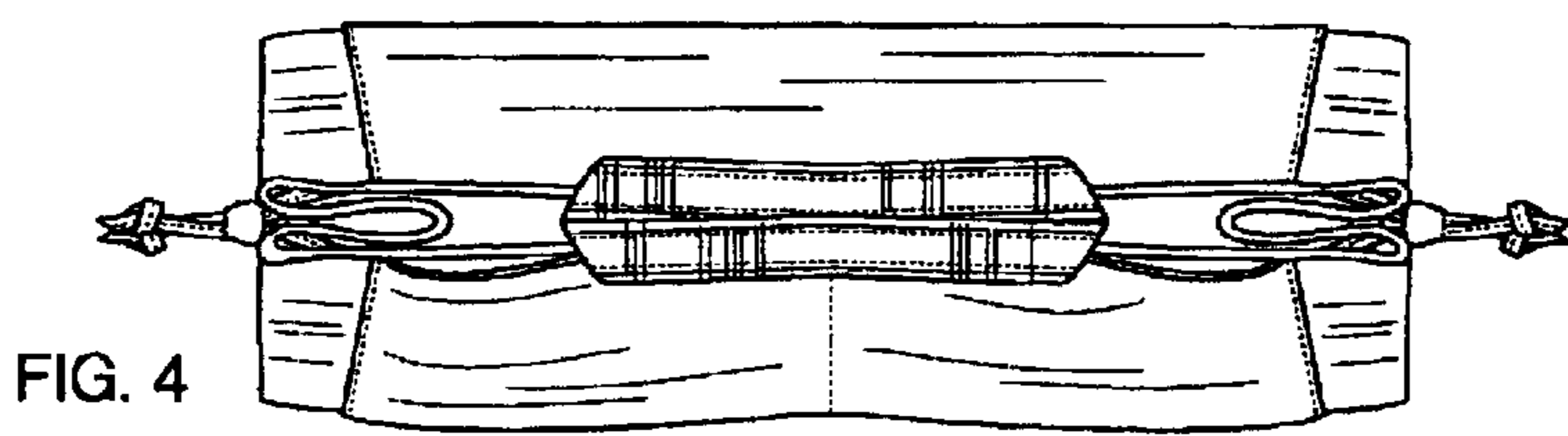
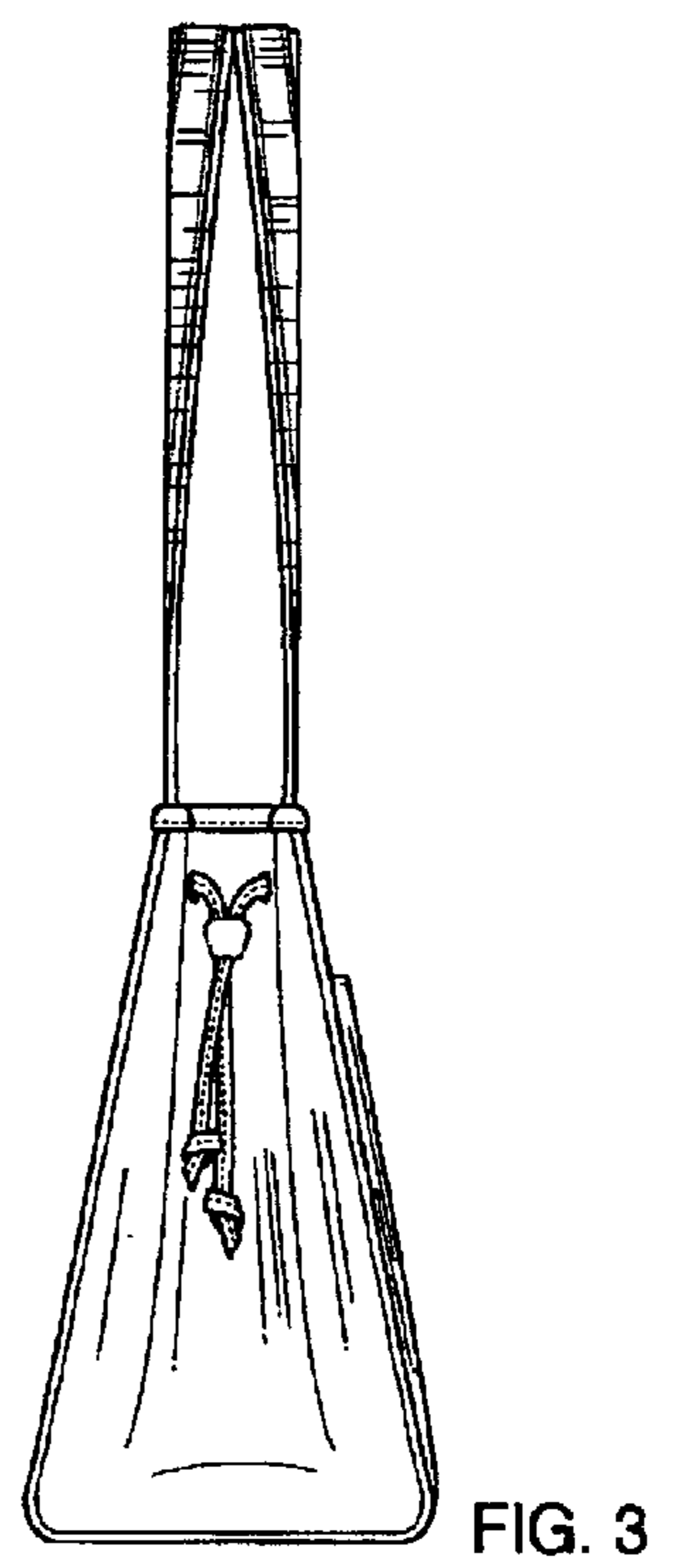
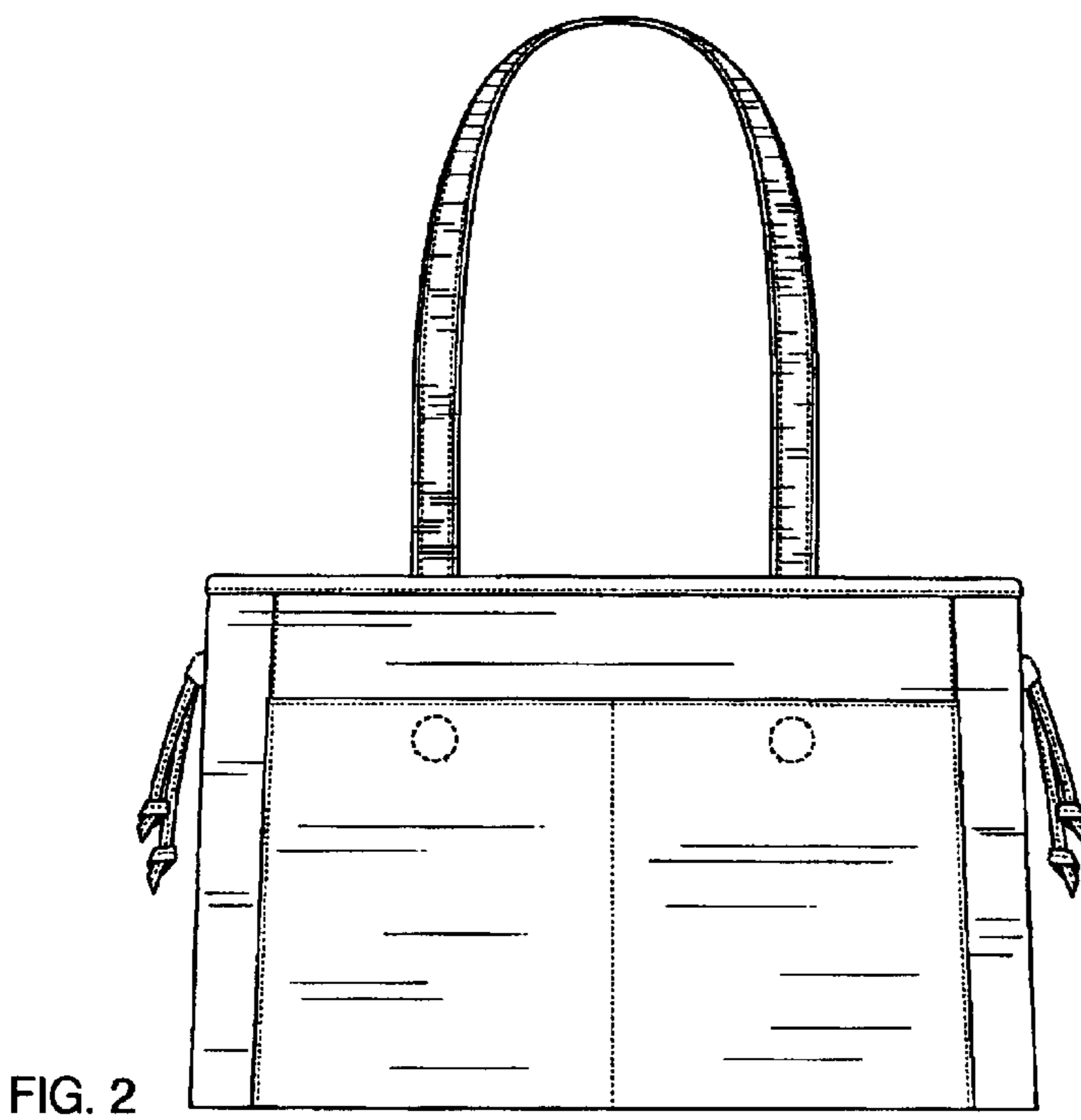
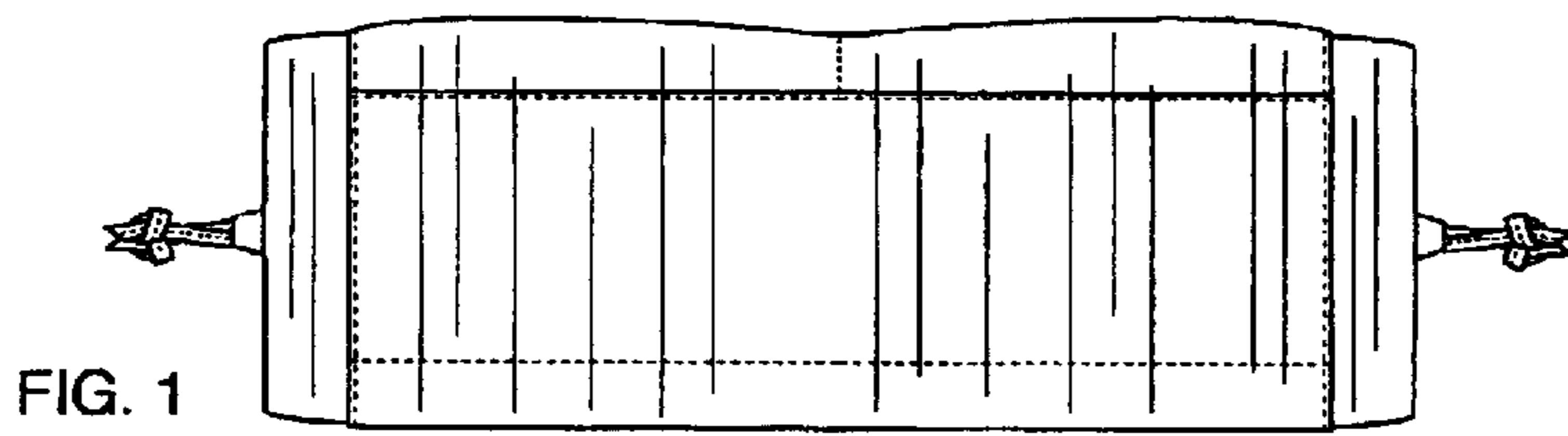
- D108,012 S * 1/1938 Felmann D3/245
- D157,266 S * 2/1950 Kiernan 383/40
- D275,241 S * 8/1984 Schimmel D3/243
- D291,844 S * 9/1987 Gerver et al. D3/243

FIG. 4 is a top plan view thereof; and,

FIG. 5 is a rear elevation view thereof.

1 Claim, 2 Drawing Sheets








FIG. 5