



US00D489888S

(12) **United States Design Patent**
Opolka

(10) **Patent No.:** **US D489,888 S**

(45) **Date of Patent:** **** May 18, 2004**

(54) **KEY HOLDER**

(75) Inventor: **Rainer Opolka**, Solingen (DE)

(73) Assignee: **Zweibrüder Optoelectronics GmbH**, Solingen (DE)

(**) Term: **14 Years**

(21) Appl. No.: **29/177,143**

(22) Filed: **Mar. 4, 2003**

(30) **Foreign Application Priority Data**

Nov. 9, 2002 (DE) 4 02 09 435

(51) **LOC (7) Cl.** **03-01**

(52) **U.S. Cl.** **D3/207**

(58) **Field of Search** D3/207-211; 24/3.6;
70/456 B, 456 R, 458, 460; 40/330, 634;
206/37.1

(56) **References Cited**

U.S. PATENT DOCUMENTS

2,805,566	A	*	9/1957	Martinuzzi	70/456 R
D296,726	S	*	7/1988	Katz	D3/207
D308,759	S	*	6/1990	Lui	D3/209
5,174,139	A	*	12/1992	Huang	70/456 R
D372,356	S	*	8/1996	Marguerite	D3/209
D373,899	S	*	9/1996	Huang	D3/207
6,003,352	A	*	12/1999	Yu	70/459
6,006,562	A	*	12/1999	Wolter	70/456 R

* cited by examiner

Primary Examiner—Ralf Seifert

(74) *Attorney, Agent, or Firm*—Herbert Dubno

(57) **CLAIM**

The ornamental design for a key holder, as shown and described.

DESCRIPTION

FIG. 1 is a front, top, left-side perspective view of a key holder showing my new design with five of an optional number of swivels and respective key rings and an optional belt hook connected by another swivel thereto;

FIG. 2 is a front elevational view thereof to a smaller scale with the optional swivels, key rings and belt hook in a first position;

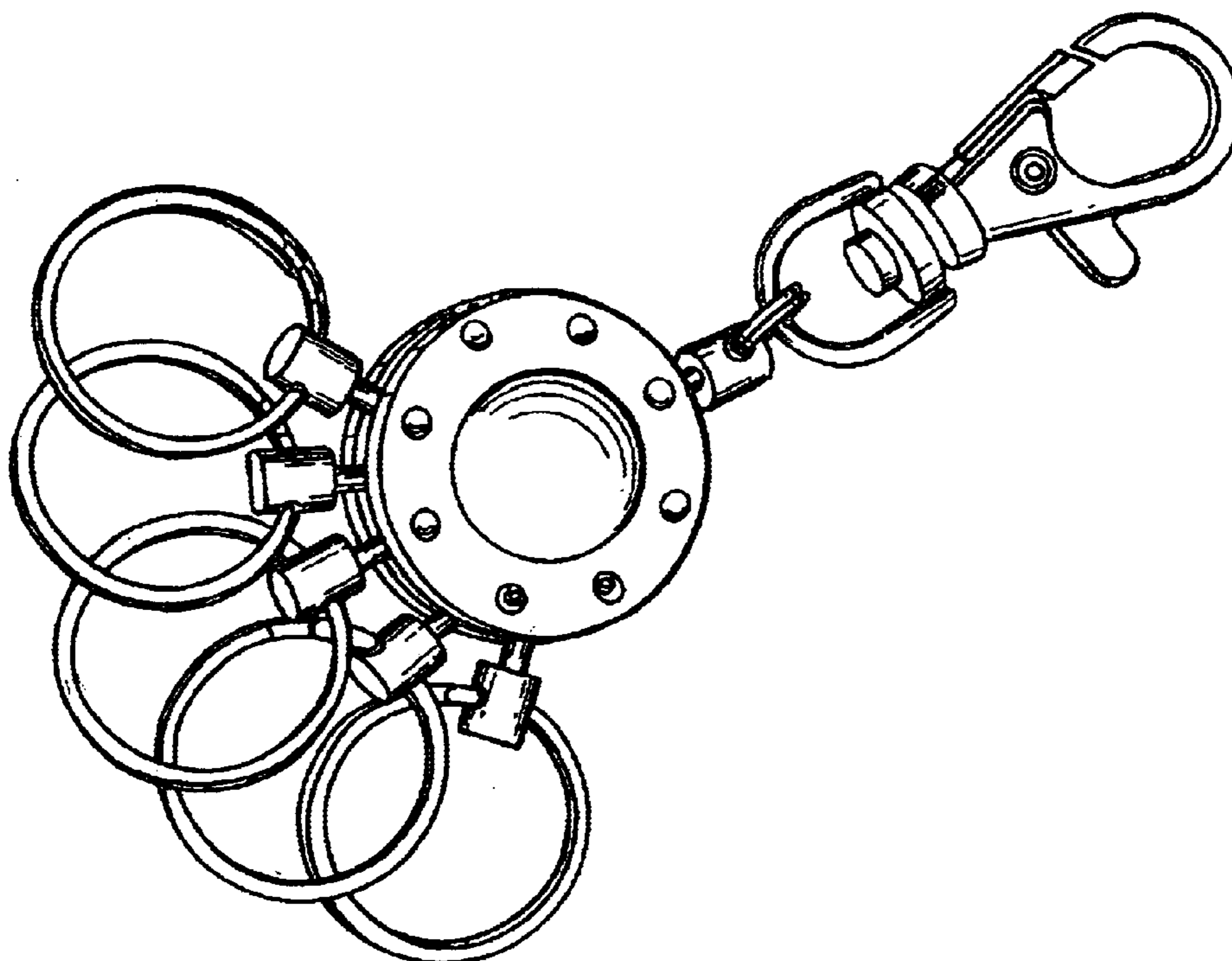
FIG. 3 is a front elevational view thereof in the smaller scale, with the optional swivels, key rings and belt hook in another position;

FIG. 4 is a right side elevational view thereof with the swivels, key rings and belt hook omitted, the left side elevational view being mirror symmetrical thereto;

FIG. 5 is a rear view thereof to an intermediate scale with the swivels, key rings and belt hook omitted; and,

FIG. 6 is a front elevational view of the key holder, of four of the swivels and key rings and of the swivel and belt hook to an intermediate scale.

1 Claim, 4 Drawing Sheets






FIG. 1




FIG. 2




FIG. 3

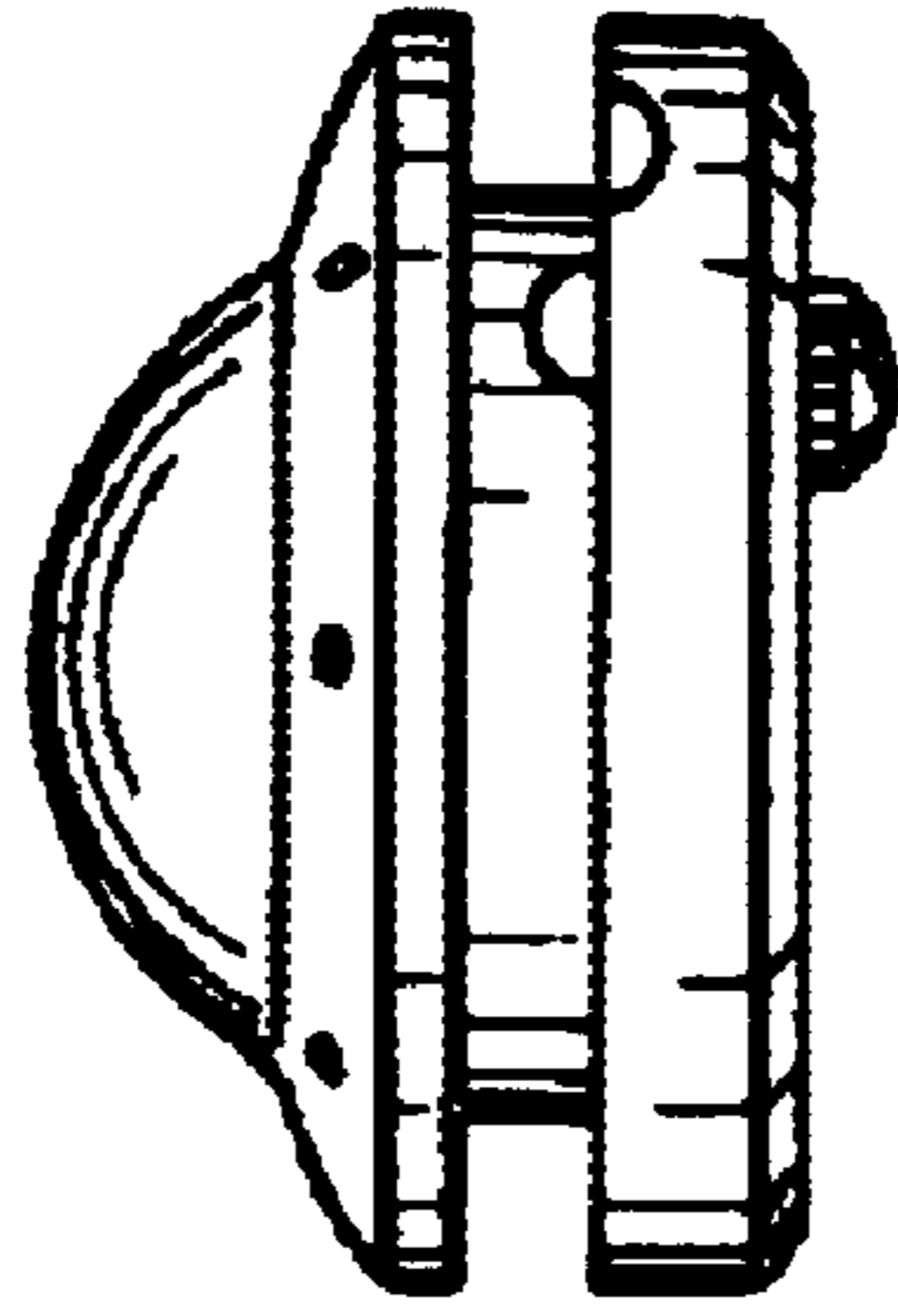


FIG. 4




FIG. 5

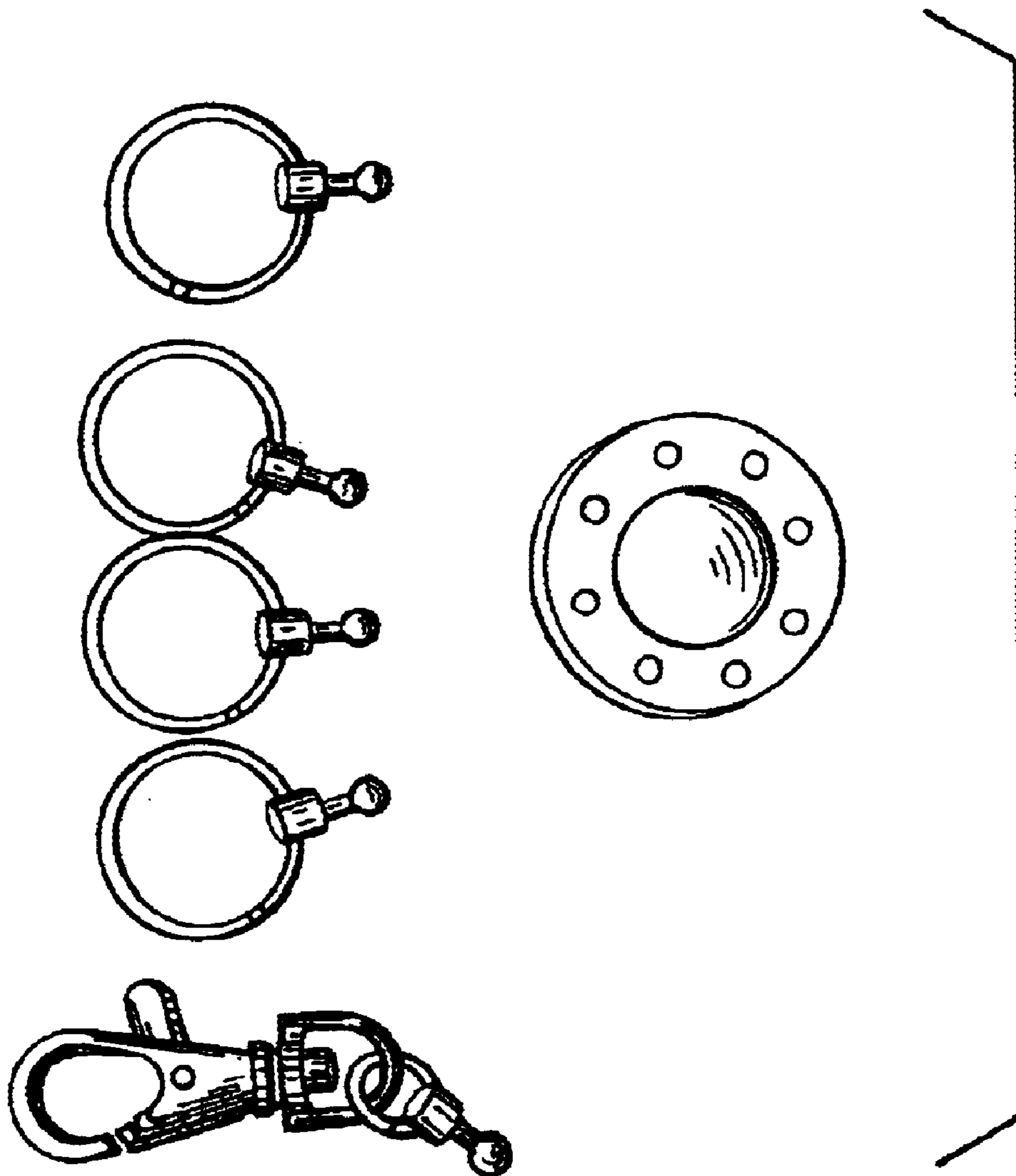


FIG. 6