



US00D489883S

(12) **United States Design Patent**
McClaskie

(10) **Patent No.:** **US D489,883 S**

(45) **Date of Patent:** **** May 18, 2004**

(54) **OUTSOLE**

(75) **Inventor:** **Thomas E. McClaskie**, Bethlehem, PA (US)

(73) **Assignee:** **Columbia Insurance Company**, Omaha, NE (US)

(**) **Term:** **14 Years**

(21) **Appl. No.:** **29/191,421**

(22) **Filed:** **Oct. 7, 2003**

(51) **LOC (7) Cl.** **02-04**

(52) **U.S. Cl.** **D2/954; D2/951**

(58) **Field of Search** D2/902, 946-949, D2/951-960; 36/3 B, 22 R, 25 R, 30 R, 32 A, 32 R, 59 R, 67 A, 67 B

(56) **References Cited**

U.S. PATENT DOCUMENTS

124,127	A	*	2/1872	Gibson, Jr.	
305,630	A	*	9/1884	Pickett	36/59 R
340,135	A	*	4/1886	Marshall	36/59 R
911,479	A	*	2/1909	Doughty et al.	
1,141,227	A	*	6/1915	Bailey	36/59 R
D60,524	S	*	3/1922	Gaken	
D61,453	S	*	9/1922	Todd	
2,116,956	A	*	5/1938	Vorwerk	36/59 R
D241,988	S	*	10/1976	Famolare, Jr.	
4,146,979	A	*	4/1979	Fabbrie	36/67 D
4,223,456	A	*	9/1980	Cohen	36/29
D352,154	S	*	11/1994	Merceron	D2/952
D415,607	S	*	10/1999	Merceron	D2/952

D417,945	S	*	12/1999	Merceron	D2/952
D424,792	S	*	5/2000	Briand	D2/955
D426,053	S	*	6/2000	Santa	D2/954
D442,767	S	*	5/2001	Della Valle	D2/954
D446,635	S	*	8/2001	Pollastrelli	D2/954
D448,544	S	*	10/2001	Della Valle	D2/954
D465,079	S	*	11/2002	Merceron	D2/954
D467,061	S	*	12/2002	Della Valle	D2/954

* cited by examiner

Primary Examiner—Celia A. Murphy

(74) *Attorney, Agent, or Firm*—St. Onge Steward Johnston & Reens LLC

(57) **CLAIM**

I claim the ornamental design for an outsole, as shown and described.

DESCRIPTION

FIG. 1 is a bottom plan view of an outsole showing my new design;

FIG. 2 is a left view of the outsole in accordance with the embodiment of the new design shown in FIG. 1;

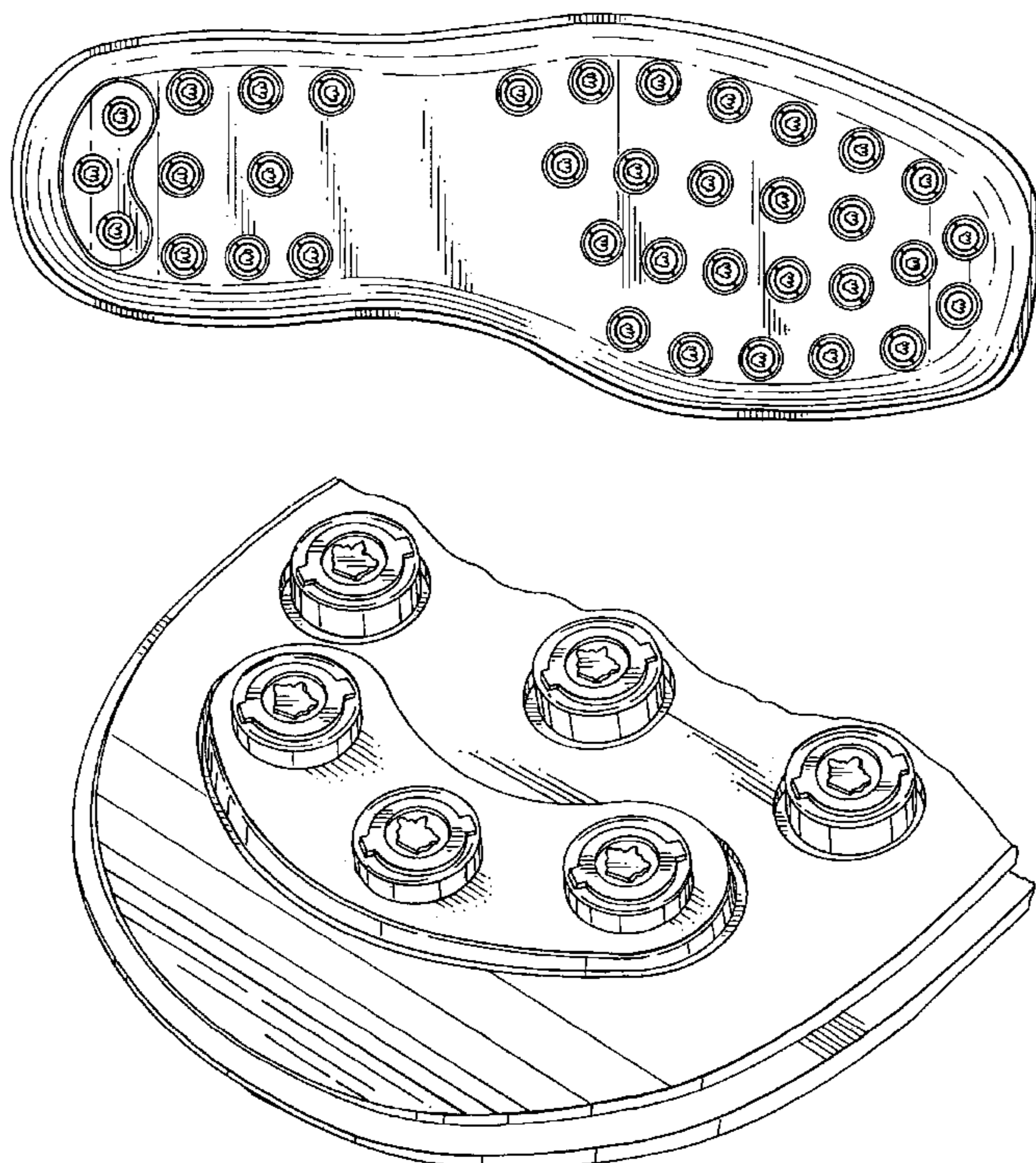
FIG. 3 is a right view of the outsole in accordance with the embodiment of the new design shown in FIG. 1;

FIG. 4 is a front view of the outsole in accordance with the embodiment of the new design shown in FIG. 1;

FIG. 5 is a back view of the outsole in accordance with the embodiment of the new design shown in FIG. 1; and,

FIG. 6 is an enlarged fragmentary perspective view showing the details of the circular features in the heel region.

1 Claim, 5 Drawing Sheets



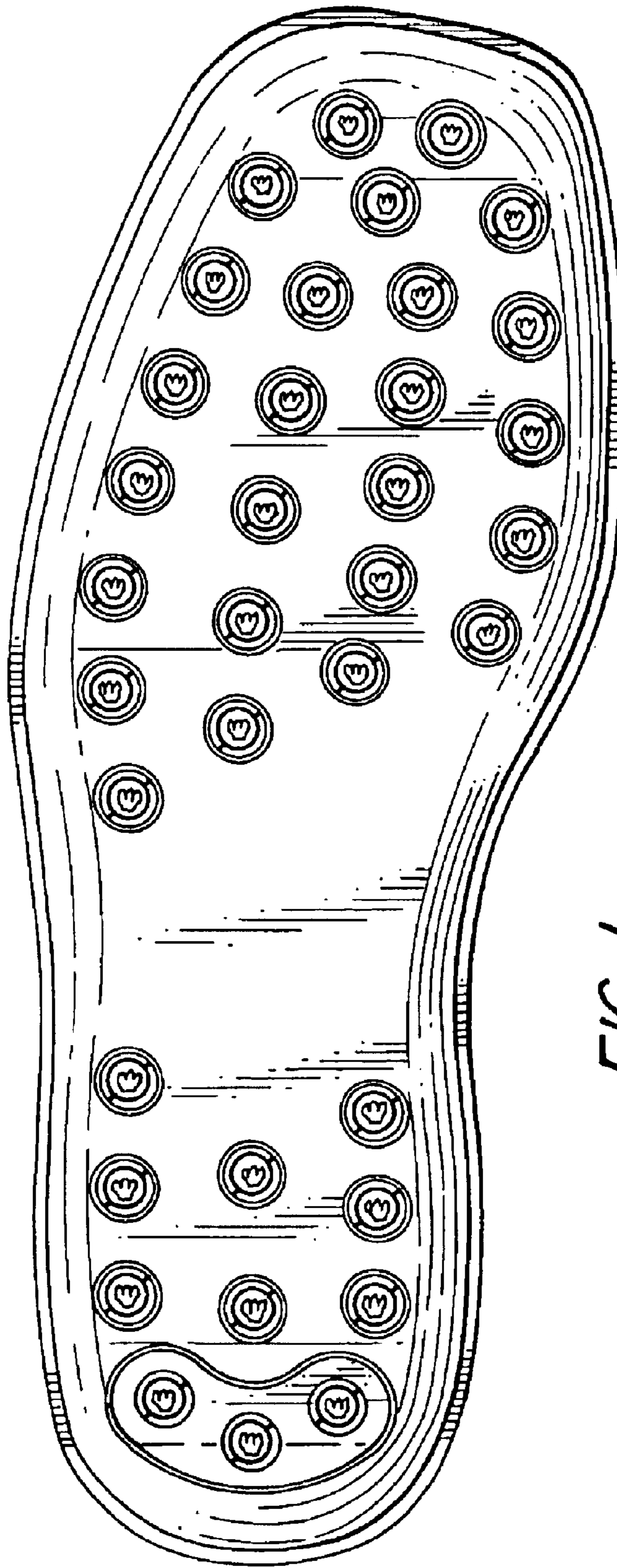


FIG. 1

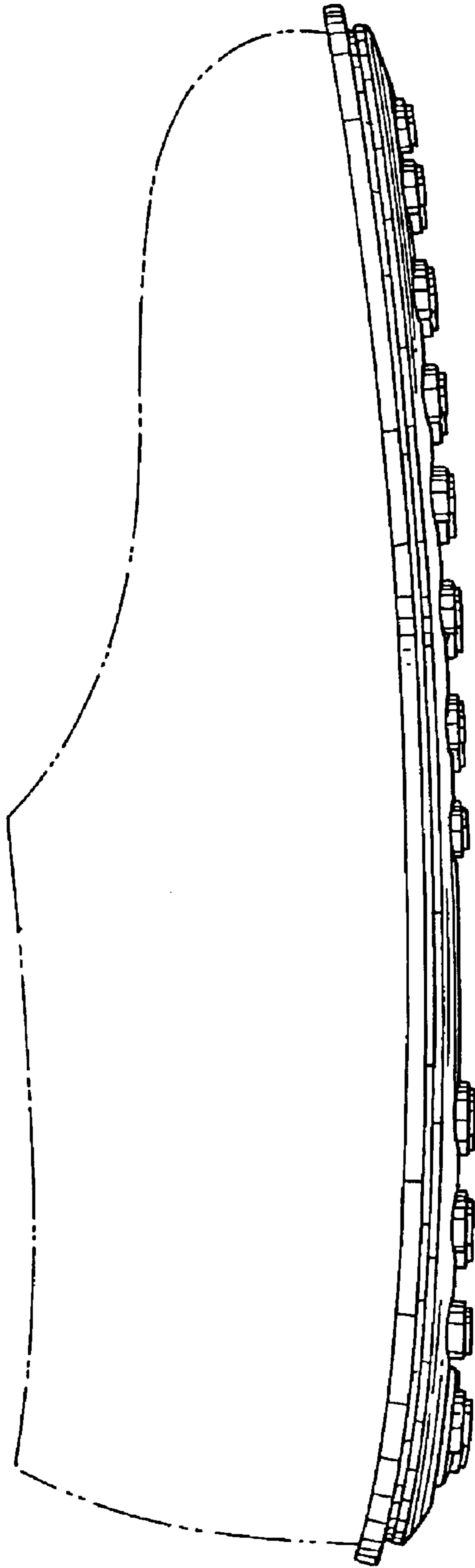


FIG. 2

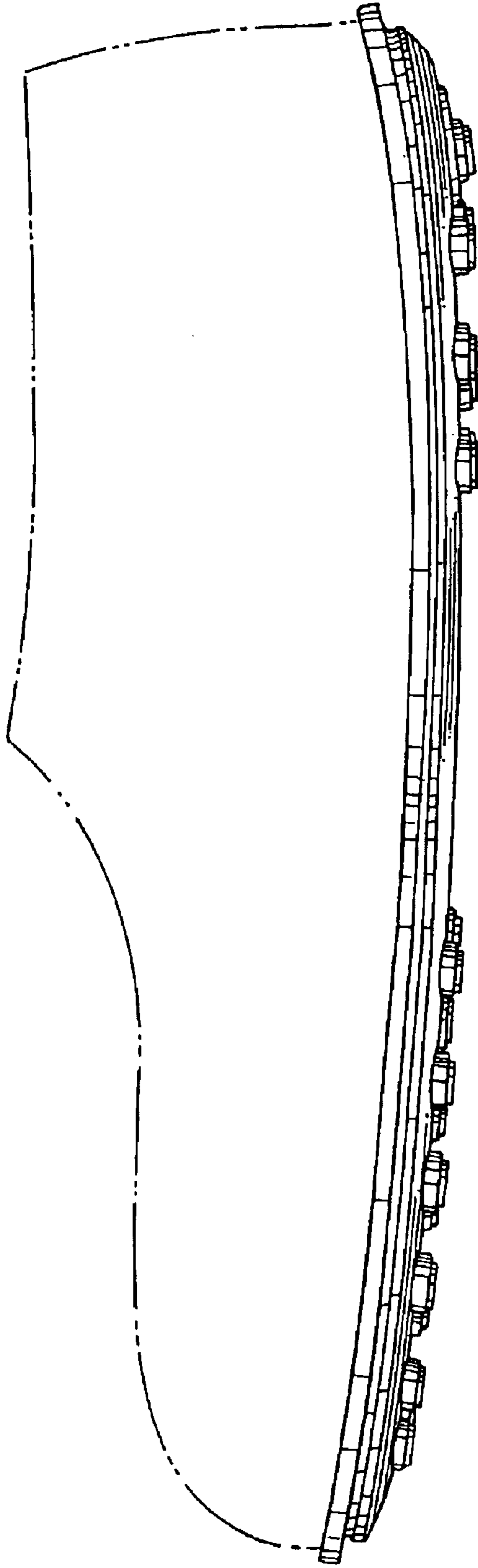


FIG. 3

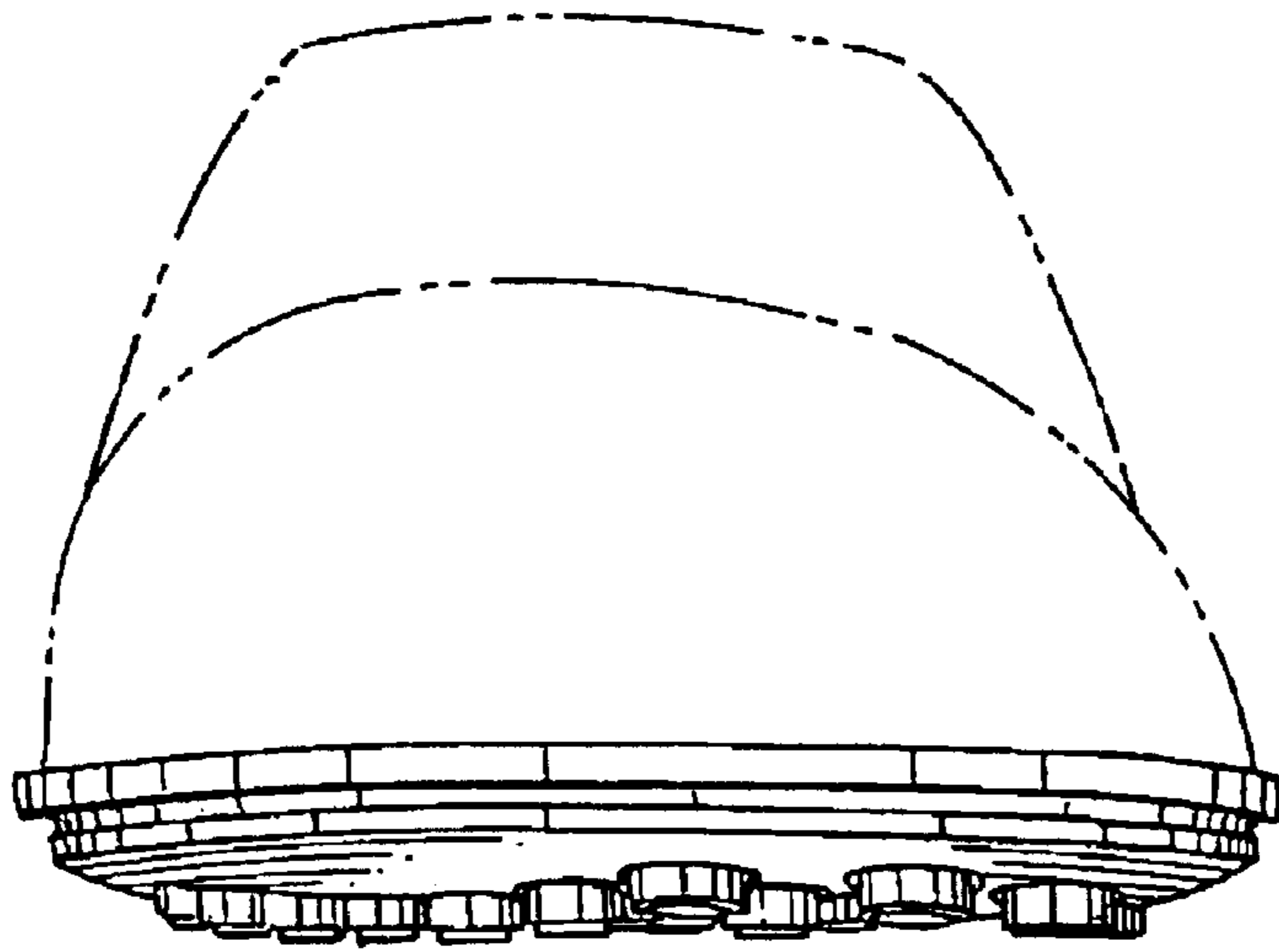


FIG. 4

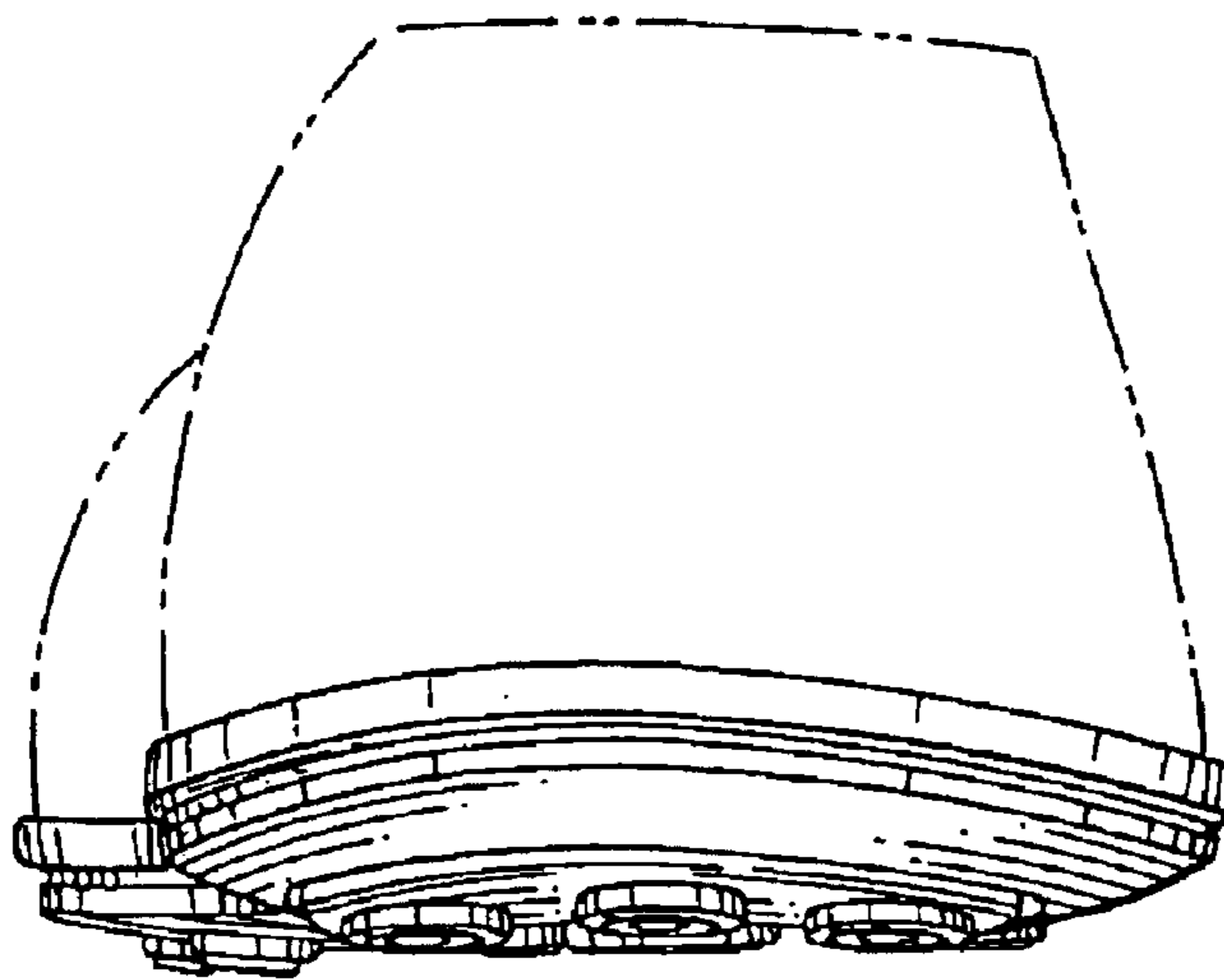


FIG. 5

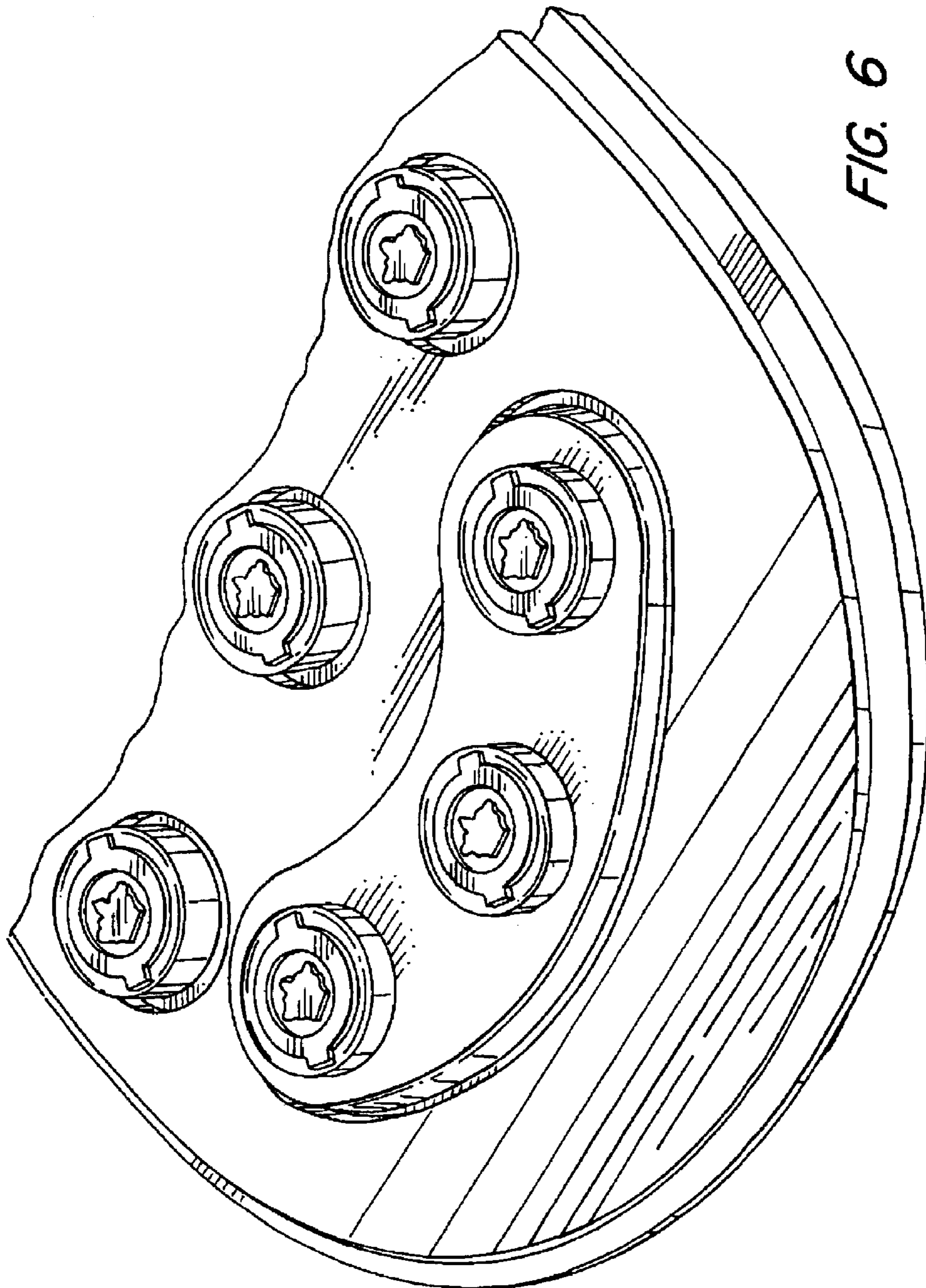


FIG. 6